

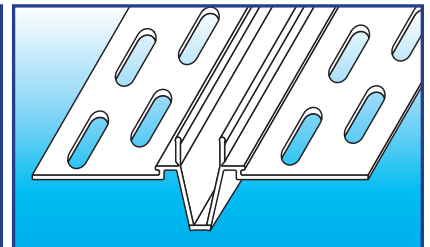
*Commercial & Residential
Drywall Beads & Accessories*

Need Ideas?
DRYWALL
ART.com

093V™ Expansion

- Superior Expansion Control.
- Twice the Movement of Zinc, Cleaner & Easier to Use & Half the Price.
- Deep rigid PVC V allowing a full 1/4" in controlled movement.

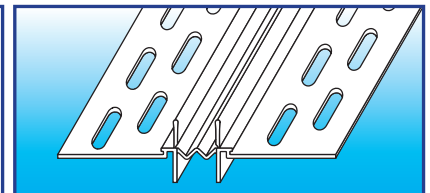
STOCK No.	LENGTH	Pcs. PER BOX
093V	10'	20



Hideaway™ Expansion

- This low profile expansion joint eliminates the exposed "V" that other joints leave. The soft center "W" flexes and bends as the structure expands and contracts.
- Tear off strips act as a guide for your taping knife and protect the center from mud.

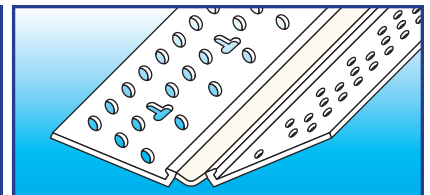
STOCK No.	LENGTH	Pcs. PER BOX
2710	10'	25



Magic Corner Expansion Bead

- Trim-Tex Magic Corner's exclusive expansion control with built in mud-lock eliminates edge cracking on all off-angle walls and vaulted ceilings.
- Use on any inside corner where movement is an issue to prevent cracks.

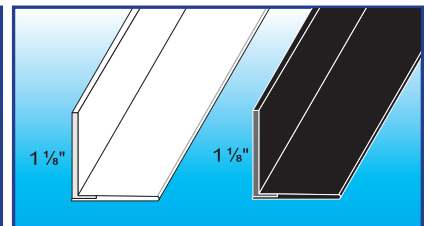
STOCK No.	LENGTH	Pcs. PER BOX
4366	10'	50
4325	250'	1
4325K	100', 1 CAN 847 SPRAY	1



Flex Grid Angle™

- Will finish columns 5 1/2" radius or larger. 8158, 8178 will finish a minimum inside radius of 60".
- For inside radii as small as 18", use 8159 or 8179.

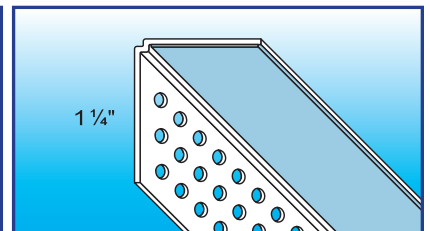
STOCK No.	SIZE	LGTH	Pcs. PER BOX
8158	7/8"	8'	63
8159	9/16"	8'	63
8178 (BLK)	7/8"	8'	63
8179 (BLK)	9/16"	8'	63



Mud On™ Ceiling Bead

- Use wherever a new wall is butted to an existing drop ceiling.
- Available in 7/8" or 9/16" with a peel off protective masking that protects the visible flange from compound and paint for easy clean up.

STOCK No.	SIZE	LGTH	Pcs. PER BOX
5008	7/8"	8'	80
5010	7/8"	10'	80
5012	7/8"	12'	80
5020	9/16"	10'	80

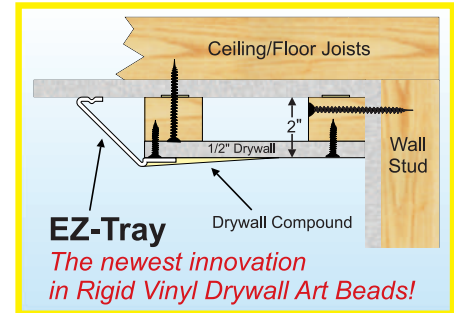


EZ TRAY

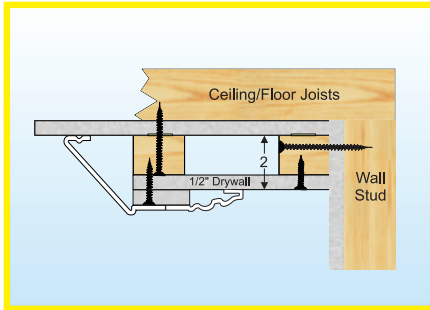
Ceiling System

EZ-Tray

- EZ-Tray was designed to add a tray ceiling look to any new construction or remodeling project.
- Simple 2 X 2 framing and 1/2" drywall minimize ceiling height loss while dramatically enhancing the look of any room.
- Match an EZ-Tray detail with any of our crown moldings for that ultimate upgrade.




STOCK No.	LENGTH	Pcs. PER BOX
EZ-10	10'	10

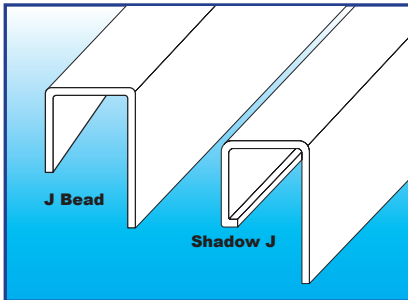


EZ-Tray 2.5

- The EZ Tray 2.5 is a 1/2" taller than our standard EZ Tray. It is designed to be installed with 2 X 2 framing and 2 layers of 1/2" drywall.
- This taller product allows you to install a second narrower layer of drywall and finish the opposite edge with any of our decorative layering beads.
- EZ-Tray 2.5 is perfect for creating inexpensive but extremely elegant coffered ceilings.



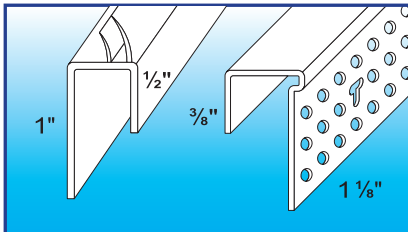
STOCK No.	LENGTH	Pcs. PER BOX
EZ2.5-10	10'	10



J Bead & Shadow Line J Bead

- Use J Bead to finish rough drywall ends and under all door and window encasements.
- Use Shadow Line J Bead (#1310,1410) to form a distinctive edge along the drywall for a modern look.

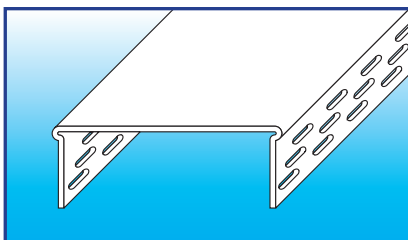
STOCK No.	SIZE	LGTH	Pcs. PER BOX
2010	1/4"	10'	50
1010	3/8"	10'	50
1110	1/2"	10'	50
1210	5/8"	10'	50
2410	3/4"	10'	50
2510	7/8"	10'	35
2610	1"	10'	35
1310	1/2"	10'	50
1410	5/8"	10'	50



Super Seal J Bead & Mud On J Bead

- Super Seal J Bead (Stock #'s 1510 & 1610) has 2 flexible fins that compress to form a permanent flexible seal against windows and doors.
- Mud on J Bead (Stock #'s 1708, 1710, 1808, & 1810) is designed for butting drywall to other substrates such as masonry, glass, doors & windows.

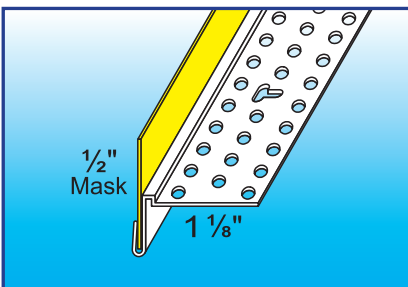
STOCK No.	SIZE	LGTH	Pcs. PER BOX
1510	1/2"	10'	30
1610	5/8"	10'	30
1710	1/2"	10'	50
1810	5/8"	10'	50



Wall Fast Cap for 2 1/2" metal studs

- Same great features as our regular Fast Cap.
- Designed to be used with 2 1/2" metal studs.

STOCK No.	SIZE	LGTH	Pcs. PER BOX
4810	3 3/4"	10'	10
4883	3 1/2"	10'	10



Pullaway™ L Bead

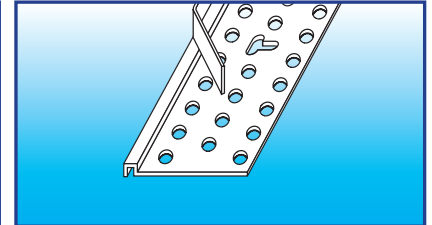
- Patented Pullaway L Bead sets the new standard in finishing drywall. The masking strip extends out 1/2" providing the widest area of protection in the industry.
- The pullaway strip is a masking as well as a guide for the taping knife. Use for butting drywall to other substrates.

STOCK No.	SIZE	LGTH	Pcs. PER BOX
3008	1/2"	8'	35
3010	1/2"	10'	35
3012	1/2"	12'	35
3110	5/8"	10'	35

Flat Tear Away™

- Flat Tear Away is designed for areas where the drywall has been butted too close to slip the return leg behind the drywall.

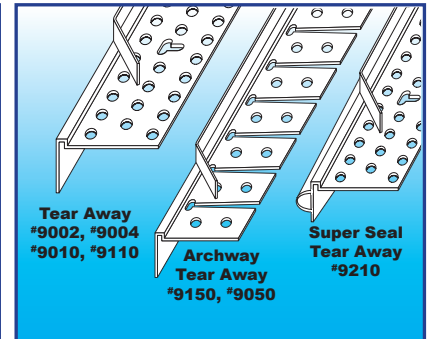
STOCK No.	SIZE	LGTH	Pcs. PER BOX
9000	FLAT	10'	50



Tear Away™

- Tear Away L Bead comes with a full 5/16" tear-off leg that is one of the largest in the industry.
- The Super Seal Tear Away gasket compresses upon installation to form a permanent seal that effectively reduces sound transmission, replaces caulk and provides structural relief at the panel perimeter.

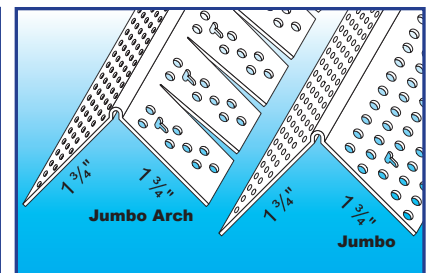
STOCK No.	SIZE	LGTH	Pcs. PER BOX
9002	1/4"	10'	50
9004	3/8"	10'	50
9010	1/2"	10'	50
9110	5/8"	10'	50
9050	1/2"	10'	20
9150	5/8"	10'	20
9210	3/8"	10'	25



Jumbo Corner Bead

- Jumbo Corner Bead comes with an extra wide mud leg (a full 1 3/4") enough for finishing 2 layers of 5/8" drywall or for higher traffic areas.
- Engineered arch tabs allow you to go from a 10" inside radius to an 18" outside radius.
- With wider 1 3/4" mud legs Jumbo Arch is perfect for large arches and commercial applications.

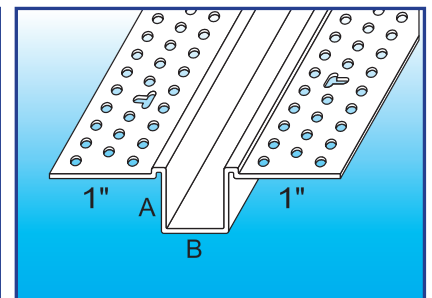
STOCK No.	LENGTH	Pcs. PER BOX
J010	10'	40
JA10	10'	40



Reveal Bead

- Reveal Beads are used to create a 1/2", 5/8" and 1/4" deep reveal in the drywall and are available in multiple widths.
- Reveal is perfect for creating fine line details and can be flexed to conform to curving walls, soffits and columns.

STOCK No.	AXB SIZE	LGTH	Pcs. PER BOX
5150	1/4" x 1/4"	10'	30
5110	1/2" x 1/2"	10'	20
5210	1/2" x 3/4"	10'	15
5310	1/2" x 1"	10'	15
5320	5/8" x 1/2"	10'	15
5330	5/8" x 3/4"	10'	15
5340	5/8" x 1"	10'	12
5350	5/8" x 2"	10'	10




Decorative Reveal Inserts (Available in 6 colors)

- Use the 3/8" Decorative Insert with our fiber optic reveal (Stock# 5130).
- Use the 1/4" Decorative Insert with our 1/4" x 1/4" reveal (Stock# 5150).
- More colorful than lights at 1/20th the price.

STOCK No.	SIZE	LENGTH	Pcs. PER BOX
0513-COLOR	3/8"	100' ROLL	1
0515-COLOR	1/4"	100' ROLL	1



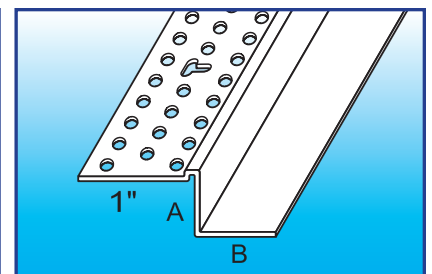
CUSTOM COLORS AVAILABLE. CALL FOR DETAILS.



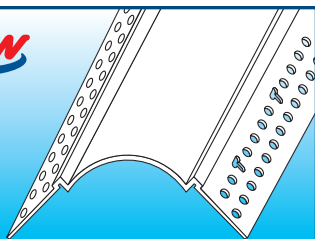
Shadow Bead

- Shadow Bead is used to create a reveal effect when butting up to door jambs, base trim, ceilings, light boxes and other interior architectural components. Can be used with 7/16" L Bead (Stock #3210S) to create a floating reveal. The floating reveal creates the same effect as our regular reveal, except that it also acts as an expansion joint in commercial applications.

STOCK No.	AXB SIZE	LGTH	Pcs. PER BOX
5410	1/2" x 1/4"	10'	50
5510	1/2" x 1/2"	10'	50
5610	1/2" x 3/4"	10'	50
5710	5/8" x 1/4"	10'	50
5810	5/8" x 1/2"	10'	50
5910	5/8" x 3/4"	10'	50
6010	5/8" x 5/8"	10'	50



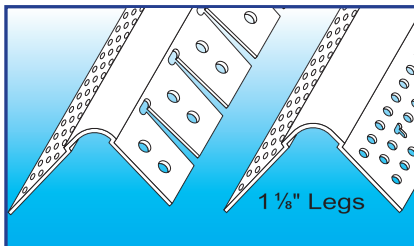
New



3/4" & 1 1/2" R. Step A Bull

- The 3/4" R. Step A Bull features a 3/4" radius and 3/16" deep steps on either side of the bullnose to create a sharp attractive corner detail.
- The 1 1/2" R. Step A Bull features a 1 1/2" radius and 3/16" deep steps on both sides of the bullnose to create a sharp attractive corner detail.
- Perfect for any outside corner, but is especially beautiful when creating decorative columns, soffits and niches.

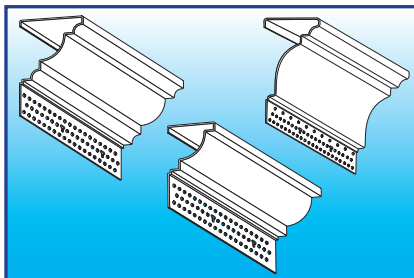
STOCK No.	LENGTH	Pcs. PER BOX
7048	8'	15
7040	10'	15
7050	10'	10
7058	8'	10



350 Bull & 350 Bull Arch

- Bullnose Corner Beads soften corners and add a contemporary look. Designed with a series of engineered mud holes to permanently bond the bead to the dry-wall.
- 350 Bull Arch is engineered without notches in the radius for quick and easy finishing and can go from a 15" inside to a 24" outside radius.

STOCK No.	LENGTH	Pcs. PER BOX
35010	10'	35
35020	10'	25

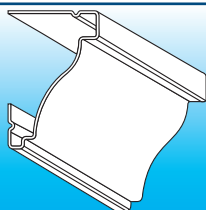


2 1/2", 3 1/2", 3 3/4" Crown Molding

- This decorative molding is made from vinyl specially formulated for this line of products. Installation is simple and takes no more time than would be required to paper, tape and completely finish an inside corner. Combined with Trim-Tex's many other beads to produce stunning effects such as reveals, decorative corners and drywall layers, the possibilities are endless.

STOCK No.	LENGTH	Pcs. PER BOX
6110	10'	15
6112	12'	15
6210	10'	8
6212	12'	8
6310	10'	8
6312	12'	8

New



Glue On Crown Molding

- Simple to use.
- Installs with #710 adhesive caulk.
- Low cost upgrade without repainting room.
- Comes with 4 tubes of #710 Adhesive Caulk.

STOCK No.	LENGTH	Pcs. PER BOX
6410	10'	8



Trim-Tex offers a full line of accessories and tools, for more info go to www.Trim-Tex.com



SPECIFICATION

PART 1 General

All products are made of rigid PVC or rigid and flexible PVC. Unless otherwise specified, products have a mud leg 7/8" - 1 1/4" wide. Nominal wall thickness .040". Larger products such as Fast Caps, Super & Giant L Beads carry a nominal wall of .060-.080". Rated for interior use only, PVC is self extinguishing and will not support a flame. Products can be painted with any interior paint.

PART 2 Products

093V™ Expansion Bead, Magic Corner, Hideaway™ Expansion, Flex Grid Angle™, Mud On™ Ceiling Bead, J Bead, Shadow Line J Bead, Super Seal J Bead, Mud On J Bead, Fast Cap, Pullaway™ L Bead, Flat Tear Away™, Tear Away™, Archway Tear Away, Super Seal Tear Away, Jumbo Corner Bead, Jumbo Archway Corner Bead, 350 Bull, 350 Bull Arch, Reveal Bead, Shadow Bead, 3 1/2" Crown Molding, 2 1/2" Crown Molding, 847 Spray Adhesive, Mud-Max™, Backerboard™, Buttboard™.

PART 3 Execution

All products can be stapled to wall every 6-10". Do not use screws. In addition, products can be adhered to wall with Trim-Tex 847 spray adhesive. 847 is a high tack pressure sensitive adhesive that can be applied to the bead, the drywall or both. Some products such as the expansion joints and Magic Corner require 847 to be applied to the wall and the bead and then stapled every 6-10". Add Mud-Max to drywall compounds for all coats on corner bead. See product carton for any product specific installation instructions.