

Petrarch®

EXTERIOR ARCHITECTURAL WALL PANELS



Petrarch®

Beauty that lasts. It's what every architect and building owner strives for. Petrarch panels are designed to look elegant and remain durable over time, even in the harshest climates.

Petrarch panels are a blend of natural stone fillers, glass fiber and resin. Their hard, impact resistant surface make Petrarch panels suitable for both interior and exterior use.

No routine maintenance is required. Exposure to a variety of weather conditions, temperature extremes and pollution on actual installations have proven the durability of the panels, which can endure in excess of 30 years with little change in the physical properties.

Seventeen colors are available in four textures. Custom colors can be developed.

BEAUTY THAT LASTS



Olympus USA Headquarters Building, Orangeburg, NY
HLW International LLP



Vocational Guidance Services, Cleveland, OH
Oliver Design Group



Gerard A. Guilmette School, Lawrence, MA
Earl R. Flansburgh & Associates Inc.



Teeland Middle School, Wasilla, AK
Architects Alaska



Northwest Museum of Art, Spokane, WA
Boora Architects Inc.



Connetquot High School, Bohemia, NY
Weidersum Associates Architects



Harborstone Credit Union, Lakewood, WA
The Casey Group Architects



Kennedy Estates Condominiums, Chicago, IL
Castro-Buchel Architects & Planners Inc.

Petrarch is non-absorbent,
resistant to
most graffiti
and often
specified in
areas where
vandalism is
a concern.



Pick 'N Save, Milwaukee, WI
Phillip, Milewski & Associates



Terryville High School, Terryville, CT
Jeter, Cook & Jepson Architects Inc.



The Montclair Kimberly Academy, Montclair, NJ
NK Architects



Seawatch Condominiums, Hull, MA
KBA Architects



Hampton Inn & Suites, Milwaukee, WI
Torke Wirth Pujara Architecture

Cover Photo: Hicksville Public Library, Hicksville, NY
Weidersum Associates Architects



JC Penney, West Nyack, NY
DALPOS Architectural Integrators



Palace Hotel and Casino, Lemoore, CA
FFKR Architects

CEP PANELS, INC.

22 East Chicago Avenue, Suite 210
Naperville, Illinois 60540 USA
Tel: 800-450-6099 or 630-355-4040
Fax: 630-355-4995
Email: info@cep-panels.com
Website: www.cep-panels.com



CEP CLADDINGS LTD.

Wainwright Close, Churchfields
Hastings, East Sussex TN38 9PP
Great Britain
Website: www.cepcladdings.com



Petrarch® Standard Color Chart

EXTERIOR ARCHITECTURAL WALL PANELS

Petrarch panels are available in seventeen standard colors and four textures. Custom colors are available. Choose from Riven Slate, Riven Slate Shot Blast, Smooth or Smooth Shot Blast finishes. Colors and textures can be mixed and matched for the ultimate in design flexibility.

Standard Finishes, Available On Every Color



Riven Slate



Riven Slate Shot Blast



Smooth




Smooth Shot Blast

Light Stone color #009 used for example above. All Shot Blast finishes are applied after base panel manufacturing (additional cost). Riven Slate texture is directional in the long or eight foot and ten foot dimensions.


Standard Colors



LIGHT STONE 009
Smooth Shot Blast (back)
Smooth (front)



TERRACOTTA RED 639
Riven Slate Shot Blast (back)
Riven Slate (front)




JADE 001
Riven Slate Shot Blast (back)
Riven Slate (front)



GRAPHITE 003
Riven Slate Shot Blast (back)
Riven Slate (front)



ASH 023
Riven Slate Shot Blast (back)
Smooth (front)



HEATHER 002
Riven Slate Shot Blast (back)
Riven Slate (front)

Printed colors and textures shown may vary from actual product samples and are for reference only. View actual panel samples before making final selection.



PEWTER 247
Smooth Shot Blast (back)
Riven Slate (front)



RUSSET 598
Riven Slate Shot Blast (back)
Riven Slate (front)



DOVER 026
Smooth Shot Blast (back)
Smooth (front)



ALUMINUM 672
Riven Slate Shot Blast (back)
Riven Slate (front)



DORSET 519
Riven Slate Shot Blast (back)
Riven Slate (front)



ALABASTER 010
Riven Slate Shot Blast (back)
Riven Slate (front)



PARCHMENT 011
Smooth Shot Blast (back)
Riven Slate (front)




LIMESTONE 012
Riven Slate Shot Blast (back)
Riven Slate (front)



MOCHA 022
Smooth Shot Blast (back)
Smooth (front)



SALMON 024
Riven Slate Shot Blast (back)
Riven Slate (front)



RYE 025
Riven Slate Shot Blast (back)
Riven Slate (front)

PANEL THICKNESS	WEIGHT (LB/SF)	STOCK SIZES (INCHES)
5/16" nominal (7.0 mm)	3.2	47 3/4" x 95 3/4"
7/16" nominal (10 mm)	4.5	47 3/4" x 119 3/4"



CEP PANELS, INC.

22 East Chicago Avenue, Suite 210
Naperville, Illinois 60540 USA
Tel: 800-450-6099 or 630-355-4040 Fax: 630-355-4995
Email: info@cep-panels.com
Website: www.cep-panels.com

CEP CLADDINGS LTD.

Wainwright Close, Churchfields
Hastings, East Sussex TN38 9PP Great Britain
Website: www.cepcladdings.com