




Moving and Handling

Wispa™ Range of Slings, Standing Jackets and Accessories

Moving & Handling solutions for the home, care environment and hospital



Moving and Handling

Wispa™ Range of Slings, Standing Jackets and Accessories

Moving & Handling solutions for the home, care environment and hospital

The Chiltern Invadex range of slings is constructed from Trevira® fabric, a lightweight, durable and flame retardant polyester* that offers added comfort and ease of fitting, guarding against tissue damage. Trevira fabric is easy to clean and due to its porous construction it drains and dries quickly, helping to maintain hygiene levels.

Quilted and padded sections are designed to help prevent the sling from creasing and provide improved weight distribution to reduce the risk of tissue damage.

All Chiltern Invadex slings have colour coded straps that identify the size of the sling for ease of recognition.

Each sling is clearly labelled with the size, model number and a unique serial number for traceability and inspection purposes.

Three pairs of attachment straps enhance the support available from the sling.

Graduated loops on the attachment straps allow for adjustment to the hoisting position of the user. Separate leg straps allow the sling to be easily applied to a seated client.

A free guide is available that provides information on sling selection.

Standing Jacket SLST XS, S, M, L

- Useful for therapy and may assist with transfers into standing frames
- Graduated loops on shoulder straps allow for variations in posture to be accommodated
- Padded for extra comfort
- Leg support straps are easy to apply while in the seated position
- Leg support straps have removable padded covers and are easy to apply
- Metal slide lock adjusters combine rapid adjustment with load bearing security
- Size adjustable to accommodate variations in shape.

Safety Note: Always ensure that the client's arms are positioned outside of the jacket prior to use.



Standing Jacket SLST XS, S, M, L				
Ref	SLST XS	SLST S	SLST M	SLST L
A	820 mm	970 mm	1120 mm	1270 mm
B	215 mm	215 mm	215 mm	215 mm
Size	XSmall	Small	Medium	Large

Maximum load 200kg

A technical diagram of the standing jacket sling. It shows a top-down view of the harness and shoulder straps. Dimension 'A' is indicated as the width of the harness across the shoulders. Dimension 'B' is indicated as the width of the shoulder straps. The diagram shows three pairs of shoulder straps and a central harness section.

*Except for Paediatric Slings

Wispa™ Range of Slings, Standing Jackets and Accessories

Universal Sling SLUQ 7, 8, 9

- Good support for legs, shoulders and back
- Easy to fit and remove
- Quilted/non quilted versions
- Positioning handles on reverse
- Commode aperture for toileting.

If head and neck support are required, the Full Support Universal Sling may be preferable.



Universal Sling Quilted SLUQ 7, 8, 9			
Ref	SLUQ 7 / SLGU 4	SLUQ 8 / SLGU 5	SLUQ 9 / SLGU 6
A	875 mm	1050 mm	1200 mm
B	1100 mm	1245 mm	1320 mm
C	560 mm	655 mm	770 mm
Size	Small	Medium	Large
SLUQ (quilted) maximum load 200kg SLGU (not quilted) maximum load rated at 190kg			

Full Support Universal Sling SLUFQ P2, P1, XS, S, M, L, XL

- Good support for legs, shoulders, back and head
- Removable head support stiffeners
- Soft quilting on leg sections
- Padding down spinal area for extra support (on four larger sizes)
- Positioning handles on reverse
- Sizes range from P2/1 to suit children to XL (with a maximum load of 445kg) to compliment the Wispa 300 series overhead hoist.



Full support Universal Sling SLUFQ P1, P2, XS, S, M, L, XL							
Ref	SLUFQ P2	SLUFQ P1	SLUFQ XS	SLUFQ S	SLUFQ M	SLUFQ L	SLUFQ XL
A	590 mm	670 mm	780 mm	880 mm	1015 mm	1125 mm	1275 mm
B	960 mm	1070 mm	1140 mm	1310 mm	1395 mm	1560 mm	1680 mm
C	430 mm	450 mm	500 mm	560 mm	640 mm	755 mm	850 mm
Size	M Child	L Child	XSmall	Small	Medium	Large	XLarge
SLUFQ XL maximum load 445kg, SLUFQ P2, P1, XS, S, M, L Maximum load 200kg							

Toileting/Access Sling SLGTQ 4, 5, 6

- Quick and easy to fit and remove
- Good access for clothing removal/toileting
- Fully quilted
- Supports client under thighs and across mid-back area.

Safety Note: This Sling is not considered suitable for clients with involuntary movement or limited postural control. This sling requires the clients arms to be positioned outside of the sling prior to hoisting.



Toileting/Access Sling SLGTQ 4, 5, 6			
Ref	SLGTQ 4	SLGTQ 5	SLGTQ 6
A	1220 mm	1300 mm	1600 mm
B	730 mm	930 mm	1110 mm
C	370 mm	480 mm	600 mm
Size	Small	Medium	Large
Maximum load 200kg			

Hammock SLHQ 1, 2, 3

- Excellent support for head/neck, shoulders, back, hips, buttocks and thighs
- Support for upper thigh and hip means that the sling is suitable for hoisting clients with above knee amputations.

Double Amputee Sling SLHQ 8 (one size only)

- Similar to the medium Hammock sling, but without head support.



Hammock SLHQ 1, 2, 3 Amputee Sling SLHQ 8				
Ref	SLHQ 1	SLHQ 2	SLHQ 3	SLHQ 8
A	515 mm	510 mm	650 mm	925 mm
B	1020 mm	1290 mm	1330 mm	1175 mm
C	740 mm	880 mm	1045 mm	925 mm
Size	Small	Medium	Large	Double Amputee
Maximum load 200kg				

Recumbent Sling SLREC (one size only)

- Facilitates hoisting in the recumbent position
- Fits under head, shoulders, buttocks and thighs
- Safe, comfortable transfer
- Centre leg straps for added safety during transfer
- Graduated loops on all straps for precise adjustment.



Recumbent Sling SLREC (one size only)	
Ref	Medium
A	880 mm
B	1390 mm
C	880 mm
Size	One Size Only
Maximum load 200kg	

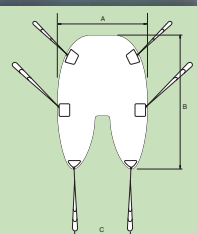
Slinci Sling SLINCI P2, P1, XS, S, M, L, XL

- Low friction outer fabric and absence of positioning handles decreases resistance for ease of application
- Specially designed for ease of application and removal in both moulded and special seating, or where space is limited.
- Good support for head, legs, shoulders and back
- Commode aperture for toileting
- Sizes range from P2/1 to suit children to XL (with a maximum load of 272kg) to compliment the Wispa 300 series overhead hoist.



Slinci Sling SLINCI P1, P2, XS, S, M, L, XL							
Ref	SLINCI P2	SLINCI P1	SLINCI XS	SLINCI S	SLINCI M	SLINCI L	SLINCI XL
A	590 mm	670 mm	780 mm	880 mm	1015 mm	1125 mm	1275 mm
B	960 mm	1070 mm	1140 mm	1310 mm	1395 mm	1560 mm	1680 mm
C	430 mm	450 mm	500 mm	560 mm	640 mm	755 mm	850 mm
Size	M Child	L Child	XSmall	Small	Medium	*Large	*XLarge

* Made to special order. Maximum load 200kg (extra large 272kg).



Paediatric Slings

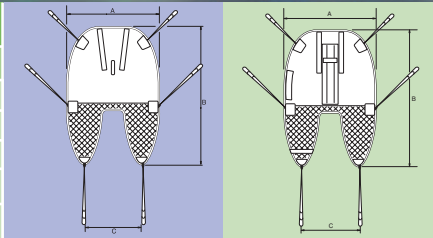
To appeal to children, the Chiltern Invadex paediatric range features cartoon style fun print fabric design (featuring cats and dogs)

Full Support Universal Sling SLCIDI P2, P1, XS, S

- Positioning handles on reverse
- Good support for legs and shoulders
- Removable head support stiffeners
- Soft quilting on leg sections.



Paediatric Sling SLCIDI P2, P1, XS, S,				
Ref	SLCIDI P2	SLCIDI P1	SLCIDI XS	SLCIDI S
A	590 mm	670 mm	780 mm	880 mm
B	960 mm	1070 mm	1140 mm	1310 mm
C	430 mm	450 mm	500 mm	560 mm
Size	M Child	L Child	XSmall	Small
SLCIDI P2, P1, XS, S, Maximum load 200kg				



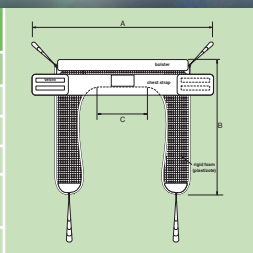
Paediatric Toileting/Access Sling SLGTQ-P

- Quick and easy to fit and remove
- Good access for clothing removal/toileting
- Fully quilted
- Supports child under thighs and across mid-back area.

Safety Note: This Sling is not considered suitable for children with involuntary movement or limited postural control. This sling requires the child's arms to be positioned outside of the sling prior to hoisting.



Paediatric Toileting/Access Sling SLGTQ-P	
Ref	SLGTQ-P
A	970 mm
B	710 mm
C	340 mm
Size	Paediatric
Maximum load 200kg	





Wispa™ Range of Slings, Standing Jackets and Accessories

Easy transfer from the floor, bed or wheelchair

Designed for use with Ceiling Mounted and Mobile Hoists the Wispa range of patient handling slings are simple to fit and remove, with a choice of sizes to suit the infinite variations in size, shape and degrees of ability.

Sling Selection Guide

Please contact your nearest Chiltern Invadex Office to obtain a copy of our guide, which is designed to assist with sling selection.

Flexible Moving and Handling training programmes

It is important that Moving and Handling training is provided to help prevent musculoskeletal injuries at work and increase knowledge about the safe use of equipment – HASAW (1974), MHOR (1992), PUWER (1998), LOLER (1998). Chiltern Invadex provide a range of flexible training programmes, enabling you to design a training course to suit individual circumstances and needs. Please contact your nearest Chiltern Invadex Office to request a brochure, or see our web site.

Hoist and Sling compatibility

Please contact your nearest Chiltern Invadex Office for information on the compatibility of hoists and slings. Chiltern Invadex is able to assist with compatibility assessments for slings and hoists.

Accessories

Extension Straps

SLEXT (pair) one size only

- Suitable for use with the Wispa range of slings and standing jackets
- Increase the length of the attachment straps to create greater distance between the client and carry bar.
- May assist with hoisting from the floor when using a mobile hoist
- Simple to fit and remove
- Maximum load 200kg.

Outer cover straps (standing jacket only)

SLPST

Additional padded outer covers for leg straps may be purchased for the standing jacket.

Other products available from Chiltern Invadex include:

Showering and Bathing

Shower Cubicles
Level, Easy and Step-in Showers
Shower Accessories
Shower Seats and Shower Chairs
Shower Trolleys and Stretchers
Walk-in and Easy Transfer Baths

Moving and Handling

Ceiling Mounted Hoists
Wheelchairs
Mobile Hoists
Poolside Hoists

Distributed by:
Polaris Medical Group

T 905.467.5152
F 905.333.0407
TF 877-377-9988

info@polarismedicalinc.com
www.polarismedicalinc.com



Bicester is BS EN ISO 9001 approved (FM 40009).

Bangor Northern Ireland is BS EN ISO 9002 approved (FM 21085).

Copyright © Chiltern Invadex Ltd

The design of the product shown on this brochure is vested in Chiltern Invadex Ltd and should not be copied or reproduced in anyway whatsoever without the express permission in writing of Chiltern Invadex Ltd.

As part of our commitment to new product development we reserve the right to alter specifications without prior notice.

This is an original design of Chiltern Invadex Ltd in which Design Right subsists.

Published by: Chiltern Invadex Ltd, 6 Wedgwood Road, Bicester, Oxon, OX26 4UL Registered in England No: 1182024 ISSUE 6 Sept 2004

In Northern Ireland: Chiltern Invadex (NI) Ltd, 5 Balloo Way, Balloo Industrial Estate, Bangor, County Down, BT19 7QZ Registered No: NI 19958