

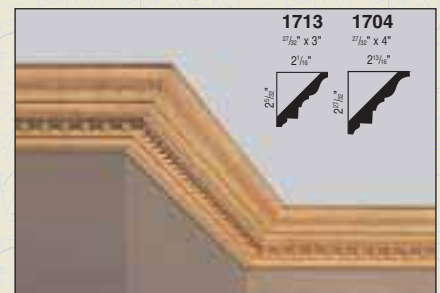
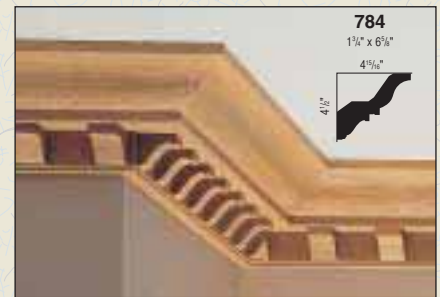
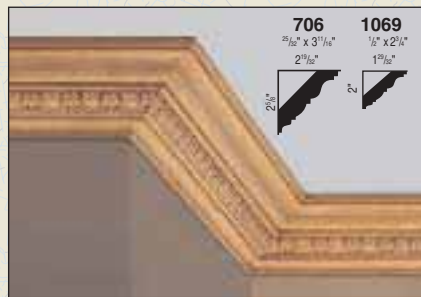
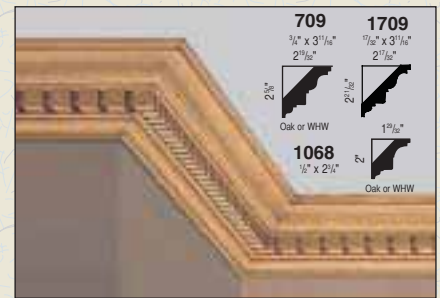
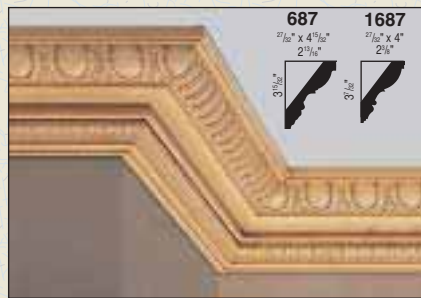
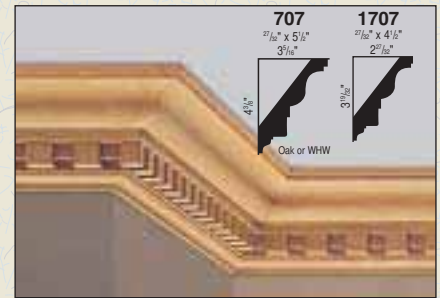
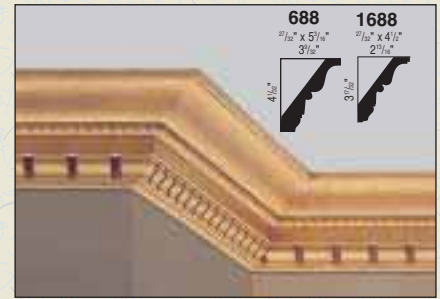
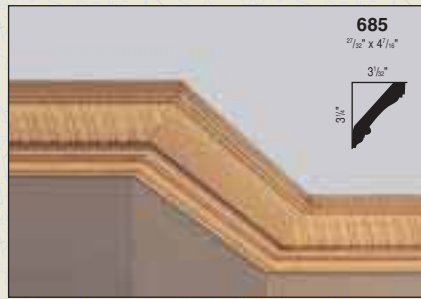
IMPRESSIONS IN WOOD

Ornamental® Mouldings is the acknowledged leader in the design and manufacture of solid wood architectural mouldings and accessories. Specializing in stain grade embossed and dentil patterns, we also offer a complete selection of cornice mouldings, chair rails, baseboards and door casings as well as pediments, decorative trim, ornaments, pilaster capitals and corbels. Our comprehensive line lets you achieve any decorative effect you wish to create.

All of our mouldings are manufactured out of solid hardwood to ensure a superior finish and easy installation. Every pattern is available in white hardwood and many are offered in distinctive red oak.

We can also run mouldings in other species of woods such as maple, cherry and walnut. For a truly unique look, custom designed mouldings are available by quotation. Ornamental® Mouldings products are available through fine millwork dealers throughout the U.S. and Canada as well as in selected locations around the world. Stock items are usually available for prompt delivery.

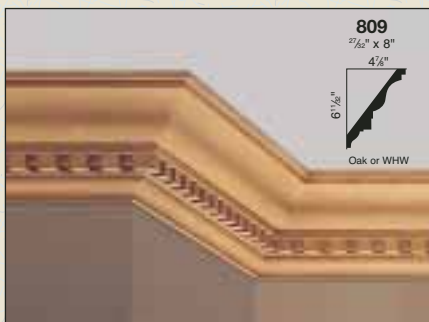
If only the finest decorative wood mouldings will create the look you desire, there is only one choice . . . Ornamental® Mouldings.



289 Marsland Drive, P.O. Box 336
Waterloo, Ontario, Canada N2J 4A4
519-884-4080 Fax 519-884-9692
Toll Free 1-800-265-4506

3804 Comanche Road, P.O. Box 4068
Archdale, N.C., USA 27263-4068
336-431-9120 Fax 336-431-9104
Toll Free 1-800-779-1135

Assembly Cornice Mouldings



Curve with Confidence™

Ornaflex® precurved parts are available for all Ornamental® Mouldings patterns. They are manufactured out of high quality polyurethane resin and can be painted or stained to look exactly like wood. Oak graining is available to match with any of our oak lineal patterns. Ornaflex® parts are ideal for:

- Half and quarter circle windows
- Radius crowns
- Elliptical windows (template required)
- Round walls
- Any radius or curved situation where wood cannot bend

Some radius restrictions apply on certain patterns.



*Denotes that the item is made to order (MTO) and setup charges apply.

Ornamental[®] EXPRESS

All Aboard the Ornamental[®] Express!

The Ornamental[®] Express takes you on a romantic journey through time and space to the well-springs of architectural detail.

The main stops along the way are our five **Carved Collections**. Each collection includes a 28" corbel, a bar corbel, other corbels and ornaments and a hand-carved moulding. Each item is available in maple, cherry or resin (**Mission** items are also available in white oak).

Firelight™ Mantels and **Elements™ for Mantels** comprise a modular design space for gas fireplaces that is practically unlimited. Choose from **Heritage, Federal** or **Dentil** shelves, add a Surround and support them with Colonial, Fluted or Rope turnings or our Classic or Federal Pilaster Kits. The Ornamental[®] Express also offers Pediments & Pilasters, Appointments, Island Turnings and maple mouldings for cabinetry projects.

Why wait? With the available **Express Delivery** you can receive these items in two weeks. And don't forget: all of these items are available pre-finished (allow an additional two weeks for delivery)!



Ornamental[®] EXPRESS

FIRELIGHT™ Mantel Kits

Shelf Mantels



Heritage Shelf Mantel, Basic Surround Kit, Classic Pilaster Kit, Grape Ornaments.

Shelves



Heritage



Dentil

Heritage and Dentil shelves are available in 2', 3', 4', 5', 6', 7', 7'6" and 8' lengths in WHW and Oak.

Ornaments



PRIMED WHITE: 6' WHW Mantels, Surrounds and Pilaster Kits available for **EXPRESS** delivery.

Federal








Dentil






Heritage





Maple Turnings

A 1/2 Round Turnings			B	
Colonial	Fluted	Rope	Mantel Corbel	7" Turned Block
				
5114/2	5115/2	5116/2	IM-CA34 2 ⁷ / ₁₆ " x 3 ¹ / ₂ " x 7"	5112 1 ¹¹ / ₁₆ " x 3 ¹ / ₂ " x 7"
1 ⁵ / ₈ " x 3 ¹ / ₂ " x 31 ¹ / ₄ "			31 ¹ / ₄ "	
			C	D
			9 ⁹ / ₁₆ " Turned Block	4" Turned Block
				
			5111 1 ¹¹ / ₁₆ " x 3 ¹ / ₂ " x 9 ⁹ / ₁₆ "	5113 1 ¹¹ / ₁₆ " x 3 ¹ / ₂ " x 4"

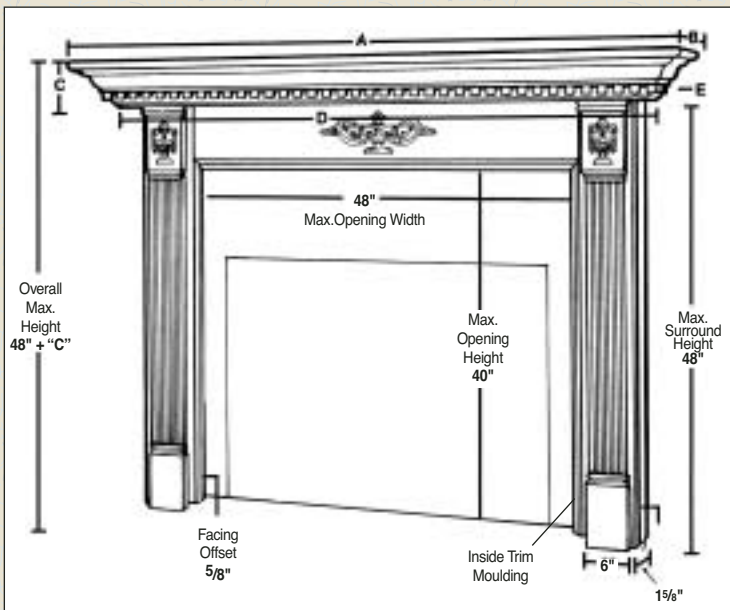
Combinations

Island 35 ¹ / ₄ "	Bar 42 ¹ / ₄ "	Mantel 48"
		
D 4"	D 4"	B 7"
A 31 ¹ / ₄ "	A 31 ¹ / ₄ "	A 31 ¹ / ₄ "
A 31 ¹ / ₄ "	A 31 ¹ / ₄ "	A 31 ¹ / ₄ "
D 4"	B 7"	C 9 ⁹ / ₁₆ "



Breakfast Bar	
	
D 4"	C 9 ⁹ / ₁₆ "
A 31 ¹ / ₄ "	A 31 ¹ / ₄ "

Mantel Dimensions



- Full surround mantel requires: Shelf Mantel, Basic Surround, Pilaster Kit or Turning Combination and Ornaments.
- For firebox openings up to 36" wide, with 6" of facing material, a 6' mantel shelf and 48" surround are recommended.
- For firebox sizes from 38" to 42" wide, with 6" of facing material, a 6'6" mantel shelf and 54" surround are recommended.

MANTEL MODEL	A= LENGTH	B= TOP DEPTH	C= HEIGHT	D= BOTTOM LENGTH	E= BOTTOM DEPTH
6' Heritage*	72"	7 ¹ / ₂ "	4 ³ / ₈ "	65 ⁵ / ₁₆ "	4 ¹ / ₈ "
6'6" Heritage*	78"	7 ¹ / ₂ "	4 ³ / ₈ "	71 ⁵ / ₁₆ "	4 ¹ / ₈ "
6' Dentil*	72"	8 ³ / ₄ "	5 ¹ / ₈ "	64 ⁵ / ₁₆ "	4 ¹ / ₁₆ "
6'6" Dentil*	78"	8 ³ / ₄ "	5 ¹ / ₈ "	70 ⁵ / ₁₆ "	4 ¹ / ₁₆ "
6' Federal	72"	7"	3 ¹ / ₄ "	66"	4"
6' Renaissance	72"	7"	3 ¹ / ₄ "	66"	4"

MODEL		
48" Surround*	Max. opening size of 48" wide x 40" high	Breast plate, 2 sides and trim moulding
54" Surround*	Max. opening size of 54" wide x 40" high	Breast plate, 2 sides and trim moulding
Classic Pilaster*	Max. size of 5 ¹ / ₄ " wide x 48" high	2 pilasters, 2 mantel and plinth blocks
Federal Pilaster*	Max. size of 4 ¹ / ₂ " wide x 48" high	2 pilasters, 2 mantel and plinth blocks

Check your state (or provincial) and local building codes prior to installation.
All specifications subject to change without notice.


Dentil Mantel, Basic Surround, Classic Pilaster Kit, Urn Ornaments.

All items available in White Hardwood (WHW), noted items (*) also available in Oak.

Maple Mouldings



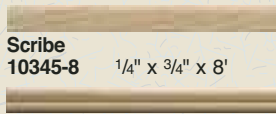
Cornice
10335-8FT 3/4" x 3 11/16"




Colonial Casing
OML14-7FT 3/4" x 2 3/4"



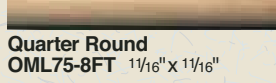
Fluted Casing
1820-7FT 3/8" x 2 1/4"



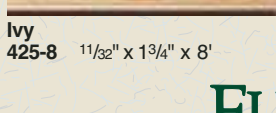
Panel
10369-8 3/8" x 3/4" x 8'



Bullnose
10370-8 3/4" x 1 3/4" x 8'

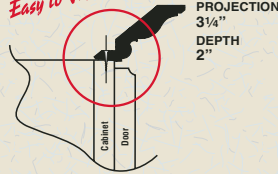


Quarter Round
OML75-8FT 1 1/16" x 1 1/16"



Ivy
425-8 1 1/32" x 1 3/4" x 8'

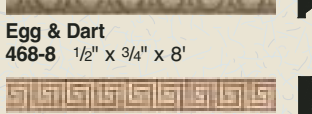
Easy to Install!



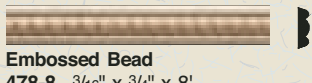
Rope
6117/2-8 5/16" x 1 1/16" x 8'



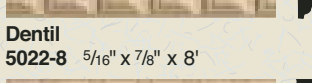
Rope
2002/2-8 9/32" x 1 1/16" x 8'



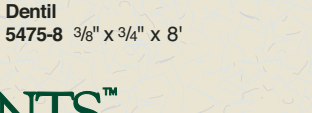
Egg & Dart
468-8 1/2" x 3/4" x 8'



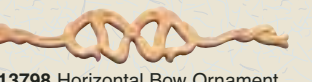
Greek Key
469-8 7/32" x 3/4" x 8'



Embossed Bead
478-8 3/16" x 3/4" x 8'



Dentil
5022-8 5/16" x 7/8" x 8'



Dentil
5475-8 3/8" x 3/4" x 8'



Island Turnings



■ Whole Leg				
IM-5100	IM-5101	IM-5102	IM-5103	IM-5104
	3 1/2"th	x 3 1/2"w	x 35 1/4"l	3"th x 3"w x 35 1/4"l
■ Half Leg				
IM-5100/2	IM-5101/2	IM-5102/2	IM-5103/2	IM-5104/2
	1 7/8"th	x 3 1/2"w	x 35 1/4"l	1 7/8"th x 3"w x 35 1/4"l

Island Turnings are available in Maple and Cherry.
*Mission also available in White Oak.

ELEMENTS™




13802 Crown Ornament
23 5/8" x 7 1/16"



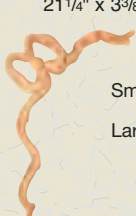
13798 Horizontal Bow Ornament
15 7/8" x 2 7/8"



13800 Garland Ornament
21 1/4" x 3 3/8"



13801 Swag Ornament
13 9/16" x 4 11/16"



13797L Left Bow Ornament
10 3/4" x 15 1/4"



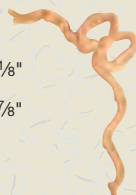
13803 Small Shell Ornament 5 1/2" x 4 1/8"



13804 Large Shell Ornament 7 1/2" x 5 7/8"



13799 Vertical Bow Ornament
5 1/8" x 13 1/2"



13797R Right Bow Ornament
10 3/4" x 15 1/4"

Ornaments are available in White Hardwood.

Corbels



28" Corbels



Vineyards
IM-CA81
4 1/2"d x 5 1/2"w x 28"h



Interlacings
IM-CA82
4 1/2"d x 5 1/2"w x 28"h



Metamorphosis
IM-CA83
4 1/2"d x 5 1/2"w x 28"h



Traditions
IM-CA84
4 1/2"d x 5 1/2"w x 28"h



Mission
IM-CA80
4 1/2"d x 5 1/2"w x 28"h

Carved Collections

Vineyards



IM-CA58
2 3/4"d x 3"w x 6"h



IM-CA57
4"d x 6"w x 9"h



IM-CA56
3 1/2"d x 3 1/2"w x 13"h



IM-CA63
9"d x 3 1/2"w x 12"h



IM-3025
5/8"d x 2 5/16"w x 3 1/2"h



IM-3026
5/8"d x 3 3/16"w x 3 5/8"h



IM-3024
5/8"d x 20"w x 5"h



IM-7010-8
3/8"d x 2"w x 8'l

Interlacings



IM-CA29
2 1/16"d x 3"w x 6"h



IM-CA30
4"d x 6"w x 9"h



IM-CA28
3 1/2"d x 3 1/2"w x 13"h




IM-CA59
9"d x 3 1/2"w x 12"h



IM-3001
1/2"d x 2 7/8"w x 2 7/8"h



IM-3002
3/4"d x 5"w x 5"h



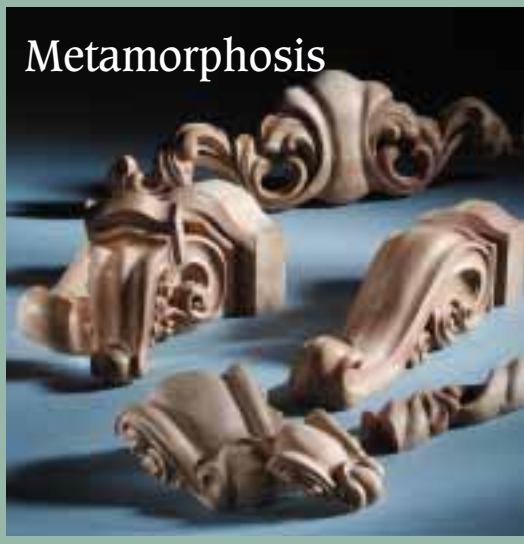
IM-3000
1"d x 20"w x 5 5/8"h



IM-7000-8
3/4"d x 2"w x 8'l

Carved Collections

Carved Collections and 28" Corbels are available in Maple, Cherry and Resin. Mission also available in White Oak.



Metamorphosis



IM-CA31
2¹/₁₆"d x 3"w x 6"h



IM-CA32
4"d x 6"w x 9"h



IM-CA33
3¹/₄"d x 3¹/₂"w x 13"h



IM-CA60
9"d x 3¹/₂"w x 12"h



IM-3005
5¹/₈"d x 3³/₁₆"w x 2⁷/₈"h




IM-3004
1"d x 5"w x 4¹/₂"h




IM-3003
1¹/₂"d x 20"w x 5³/₄"h



IM-7001-8
1"d x 2"w x 8'l



Traditions



IM-CA39
3"d x 3"w x 6"h



IM-CA38
4"d x 6"w x 9"h



IM-CA37
3¹/₂"d x 3¹/₂"w x 13"h



IM-CA61
9"d x 3¹/₂"w x 12"h



IM-3011
7¹/₁₆"d x 2⁷/₈"w x 2⁷/₈"h



IM-3010
5¹/₈"d x 5"w x 5"h



IM-3009
3¹/₄"d x 20"w x 5⁷/₈"h



IM-7003-8
3¹/₄"d x 2"w x 8'l



Mission



IM-CA69
2³/₄"d x 3"w x 6"h



IM-CA68
4"d x 6"w x 9"h



IM-CA67
3¹/₂"d x 3¹/₂"w x 13"h




IM-CA66
9"d x 3¹/₂"w x 12"h



IM-3027
7¹/₈"d x 2⁷/₈"w x 2⁷/₈"h



IM-3028
7¹/₈"d x 5¹/₂"w x 5¹/₂"h



IM-3029
7¹/₈"d x 20"w x 5"h



Pediments & Pilasters

The Georgian pediment adds a traditional touch. Enhance the look by adding inserts to match your decor. The keystone makes adjusting the pediment width easy.

(Max. opening: SGL.3', DBL.6') Available in White Hardwood or Oak. Inserts on singles are pre-affixed.



Georgian
PED-01 SGL or DBL



Dentil
PED-02 SGL or DBL



Fishtail
PED-03 SGL or DBL



Greek Key
PED-04 SGL or DBL

807-7FT or 8FT WHW or Oak
Fluted/Victorian Pilaster
3/4" x 4"


OMLCA-5 Beech
Pilaster Capital
1 3/8" x 3 1/8" x 6"
Designed to fit the 807 Pilaster

E743PB WHW or Oak
Colonial Plinth Block
1 1/16" x 4 1/2" x 8"

846-7FT or 8FT WHW or Oak
Fluted/Victorian Pilaster
3/4" x 6"

OMLCA-3 Beech
Pilaster Capital
1 9/32" x 3 1/8" x 8"
Designed to fit the 846 Pilaster

940PB WHW or Oak
Colonial Plinth Block
1 1/16" x 6 1/2" x 8"



Stair Brackets

OMLCA-50 Left & Right
Available in White Hardwood or Oak.
1 15/16" x 7 3/8"



Left Bracket shown.

Order any **EXPRESS** items pre-finished!

	Species			
	Maple	Cherry	Oak	White Hardwood
Stains				
Light Maple				Not Recommended
Golden Oak				Not Available
Fruitwood				Not Recommended
Red Mahogany				
Porcelain Glaze				
Paint Colors	White	Antique White	<ul style="list-style-type: none"> • Additional 2 week lead time for finishing • Finished items are non-returnable • Stain and Paint colors may vary from chart 	

PRIMED WHITE: 6' WHW Mantels, Surrounds and Pilaster Kits available for **EXPRESS** delivery.