



Model 60S, stainless, oak treads w/nosing



Model 60AW 237 Rail Model 348 Baluster

Wood & Metal Stairs
Custom Designed
From Standard Components
& Prefabricated Kits

Introduction

Experience:

Three generations of craftsmanship and experience go into each stairway. Skilled engineering and cost efficient construction techniques are combined to create detailed stairways in metal and wood. Stairways are fully fabricated to the dimensions of your building. Each stair is built one step at a time. Custom stair work has been our speciality throughout the years and our stairways are simply the best available. In addition to spiral stairways, we manufacture all other types of stairs including circular and straight stairs. These stairs are available in many materials including mild steel, wood, stainless steel, aluminum, brass and bronze.

Quality:

Our stairs are manufactured from only premium grade materials. We at Stairways believe this to be one of the most important qualities of our stairs. We also provide designers, architects and engineers alike with the support necessary to meet the needs of the most demanding projects. Experience throughout the years has elevated us to national recognition as a leader in the design and manufacture of spiral and custom stairs with the highest degree of quality and craftsmanship in mind, at the lowest possible cost to you. Our fully equipped shop and experienced craftsmen can help you with your design. For years now we have set the industry standards for quality, reliability and on-time delivery of precisely manufactured factory built stair systems.

Facilities:

Our manufacturing facilities are situated on a two acre site in Houston, Texas. Here we house our metal and wood manufacturing plants along with our showroom filled with recently updated samples from our product line. We are continuing to develop new designs to better meet industry demands and provide the widest possible selection to meet your spiral stair needs. Newly acquired automated manufacturing equipment used by our experienced staff help in the timely delivery of your stair by enhancing the production process. Please visit our showroom to personally see our choices in balusters, treads and handrails to name a few, as well as meet with our professional staff to discuss your stair creation.

Custom Capabilities:

Through the use of modern technologies we are able to create almost any stair to fit your needs. Stairways Inc. has the ability to unite your choice of wood or metal components, patterned or smooth to add that personal touch to your stair. Our craftsmen take the time to listen to your ideas, requirements and concerns and are equipped to provide you with the options that are best suited to your needs.



76" Dia. 4 line rail w/2" Rd. oil rubbed handrail, stainless column and tread edge trim Verde Green by others.

Catalog Structure:

This catalog has been designed to assist in obtaining basic information on spiral and custom stairways. It contains product descriptions, ideal dimensions, illustrations and specifications. This closely follows the Sweets recommended format for product literature.

Table of Contents:


Experience & Facilities	2
Photos	3
Commercial Applications	4
Industrial Applications	5
Residential Applications	6, 7, 8
Custom Designs	9
Wood Stairs	10, 11
Stair Design Options	12
Component Parts	13, 14, 15
Stair Design Information	16, 17
Kit Stairs	18, 19
Kit Stair Design	20, 21
Kit Stair Options	22, 23
Ordering Information	24

Your exquisite stairway will be the focal point of your house or commercial project.



60S, Molded Cover Handrail #211
Baluster #365
Tread #185

Leading the way with new CNC Plasma cutting technology, steps and landings can now utilize patterns to show traditional or contemporary shapes, patterns available in steel, aluminum and stainless steel.



60S, Molded Cover Handrail #210
Main Baluster #359
Center Baluster #357
Tread #183



48S #220 Bronze Molded Cover Handrail, 5/8" Baluster w/Bronze Collar and Shoe #140 Oak Tread w/Nose

Step up to the elegance of custom designed stairs created from a beautiful range of standard components



48S w/opt. 110 treads, 4-line handrail




52S w/opt. 140 tread w/nosing, no 328 center baluster and brass handrail



48S w/opt. 230 oak handrail



48S custom 4-line rail w/brass top




52S w/opt. 140 tread, 4-line rail



52S w/opt. 220 bronze handrail w/328 center baluster



Uses & Applications



Custom platform w/bronze handrail

48S 55' elevation w/bronze handrail 60S w/opt. 220 handrail, 318 baluster



96S 8 line rail, radial grate treads w/radial grate rest landing

Commercial

Churches, hospitals, schools, hotel suites, condominiums, guard towers, diving towers, theaters/auditoriums, theme parks, roof hatch access, boats and airplanes.



96S 8 line rail, radial grate treads w/radial grate rest landing

96S w/opt. 110 (22 1/2") treads 40' shipped in a single unit






0571 13/STA
BuyLine 4931

Uses & Applications



60S 56' floor to floor, 1-1/2" Rd. handrail, 1" square balusters, checker plate treads, 60" rest landings



52S w/opt. 110 tread, galvanized



60S, 56' floor to floor, 1-1/2" Rd. handrail, 1" square baluster, checker plate treads, w rest landing

60S 75' elevation w/opt. 112 tread 4 level stack



Industrial

Observation towers, airport towers, waste water treatment plants, oil and chemical tanks.



60S w/opt. 112 tread and rest platform





Uses & Applications





Residential

Homes, attics, lofts, wine cellars, basements, decks, fire escapes, spas, pools, modular homes.

60S oval mahogany handrail, #326 baluster, #140 mahogany treads w/nose



60S 1-1/2" Rd. handrail, 1" square balusters to code, carpet treads by others



60S 2" Rd. oak handrail, oak treads w/nose, 5/8" square balusters w/bronze collars and shoes

60S 5 line rail, 1-1/2" Rd. handrail w/(4) 3/4" Rd. intermediates, pan type treads, tile by others






Uses & Applications



72S #237 oak rail, 1" square main baluster, 5/8" square center baluster, custom oak inlay tread, 6" center column



60AL aluminum 4 line rail, pan type tread, tile inlay by others



52S 1-1/2" Rd. handrail, 1" Rd. Balusters, # 140 oak tread w/nose.



64S 2" Rd. handrail, 3/4" Rd. balusters, # 140 mahogany treads



60S 5 line rail, 1-1/2" Rd. top rail w/(4) 3/4" Rd. intermediates, # 140 oak treads






Uses & Applications



48S 3 line rail, radial grate treads, galvanized



Radial grate tread and 90° triangular radial landing




48" Dia. 3 line rail stack



64S 2" Rd. oak handrail, 1" Rd. main baluster, #326 center baluster, #142 oak treads w/nose



60S 1-1/2" Rd. handrail, #326 balusters, smooth treads



60S #237 oak handrail, #326 balusters to code, oak treads w/nose and rubber inlay



Custom Stairways



76S opt. no. 245 oak inside and outside handrail w/oak custom inlay tread



42" wide straight stair with 140 oak treads, # 326 balusters and # 235 oak rail



Custom curve 6'6" diameter w/oak treads and closed risers, dry wall by others



48" wide straight stair w/opt. galvanized



Product Presentation

Wood Stairs

The strikingly beautiful stairways will add architectural interest to any custom residence or commercial project. The All Wood spiral stairway is built around a laminated six inch, twelve, thirteen or sixteen sided solid column. The red oak treads are mortised, screwed and glued into the center column. The balusters pass through the oak treads and go up into the beautiful top handrail. This assembly is glued and bolted together forming a strong single unit that will not squeak or rattle. We then crate the "All Wood Spiral" and ship direct to your job ready to finish as you desire. It will look like a fine piece of furniture when stained, painted, antiqued or left natural. Options available: any diameter, degree, different woods, balusters, turned balusters, different top rails, landings and railings, or tell us what you want.

Using a variety of domestic or exotic woods and other architectural materials, we can produce different types of styles. Each stair is hand-crafted to the exact precision pitch to form a smooth and even flowing elegance. It is engineered for sturdy construction while being aesthetically pleasing.

Each order is sanded and ready to take the customer's choice of finish at the job site. We can match the handrail and balusters used on your job.

The craftsmen of Stairways, Inc. have years of experience in the art of creative wood spiral stairways. Our impeccable attention to the visual and structural details ensures strength and durability while retaining its grace.



52 AW w/opt. 240 oak handrail and balcony rail to match



52 AW w/opt.
338 baluster,
240 handrail



48 AW w/opt.
340 baluster,
240 handrail
and voloute



60AW all wood
338 balusters
237 rail

We guarantee all workmanship and material against defects and to be exactly as represented and of the highest quality.





0571 13/STA
BuyLine 4931

Wood Stairs



72AW # 237 oak rail, # 348 balusters to code

Only the finest materials are used in our stairways. If it is wood, that means premium grade Oak, Mahogany, Maple, Walnut, Cherry, and many other Hardwoods. All custom stairways are hand built by proven craftsmen, making each stairway a beautiful work of art.



64AW all wood # 237 handrail, # 342 baluster to code



76AW # 240 oak rail, # 334 balusters, custom stringer and starter step



42AW # 240 oak rail, # 340 balusters, # 340 starter post



40AW # 240 oak rail, # 338 baluster, # 338 starter post





Stair Design Options

Splice: Stairs are made in two or more pieces to get into a smaller earea or to be taken up an elevator.

Center Column: May be ordered larger or smaller than the standard diameter. The center column can also be ordered with a bottom or top extension for multistory applications.

Volute: Can be added to selected handrails.

Top Caps: Oval, flat, turned, brass wood and aluminum.

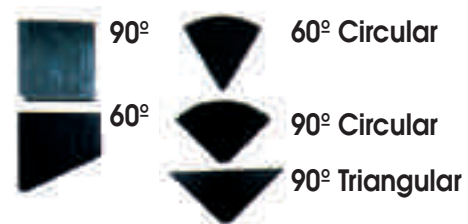
Inside Handrails:

Engineering Calculations:

Shop Drawings:

Platforms

Platforms are usually attached to the top of a stairway and will be attached to the floor above. On tall stairs we can locate a platform for additional headroom clearance, in the middle, a platform can be used as a rest area. Platforms can be made larger or smaller than standard.



- #400 12 gauge Smooth Steel, Aluminum, Stainless
- #402 3/16" Smooth Steel, Aluminum, Stainless
- #410 12 gauge Pan Steel, Aluminum, Stainless
- #412 3/16" Pan Steel, Aluminum, Stainless
- #420 12 gauge Checker Plate Steel, Aluminum, Stainless
- #422 3/16" Checker Plate Steel, Aluminum, Stainless
- #430 1" x 3/16" Bar Grating Steel, Aluminum, Stainless
- #435 1" Oak
- #436 1 1/2" Oak
- #437 1" Teak
- #438 1 1/2" Teak


- #442 Perforated
- #443 Abrasive Surface
- #444 Rubber Overlay
- #445 Bar Grating with Nosing
- #446 Steel Radial Grating
- #447 Steel Radial Grating with Nosing
- #448 Filigree Pattern
- #449 Traditional Pattern
- #440 1" Oak with Nosing
- #441 1 1/2" Oak with Nosing
- #421 Arc Pattern

Well Rail

Well Rail standard height is 42" and is made to match the stair rail. These rails can be manufactured straight or curved to any radius. Newel posts are used at the end of well rail and on longer rails.



270° circular guard rail with 2" oak handrail and 5/8" square balusters with collar



270° circular rail with #237 oak handrail, #326 balusters and 3" square posts



Custom guard rail to match opening






Component Parts

Treads


Treads are attached to center column and you will not see hubs, bolts or nuts. The smooth plate step is used for carpet which is applied to the surface with contact cement. Pan types are used for concrete, terrazzo, tile, marble or wood. Treads can be made any degree for better starting location. Other materials available are metal and wood.




Steel Smooth	Steel Checkerplate	Steel Pantype
No. 100 12 Gauge Steel	No. 110 12 Gauge	No. 120 12 Gauge
No. 102 3/16"	No. 112 3/16"	No. 122 3/16"



Steel Perforated	Abrasive Surface	Rubber Covered
No. 165 12 Gauge	No. 166 12 Gauge	No. 170 12 Ga. Steel
	No. 167 3/16"	No. 172 3/16" Steel
		No. 174 3/16" Alum.



Steel Bar Grate	Steel Bar Grate w/Nose	Steel Radial Grate
No. 130 1"x 3/16" Steel	No. 136 1"x 3/16" Steel	No. 133 1"x 3/16" Steel
No. 132 1"x 3/16" Alum.	No. 138 1"x 3/16" Alum.	No. 134 1"x 3/16" Alum.




Steel Radial Grate w/Nose	Are Pattern	Filigree Pattern
No. 135 1"x 3/16" Steel	No. 181 12 Ga. Steel	No. 183 3/16" Steel
No. 137 1"x 3/16" Alum.	No. 182 3/16" Steel	No. 184 3/16" Alum.



Traditional Pattern
No. 185 12 Ga. Steel
No. 186 3/16" Steel



Oak Wood w/Nose	Oak Wood w/o Nose	Oak Wood w/Rubber
No. 140 1"	No. 141 1"	No. 145 1"
No. 142 1 1/2"	No. 143 1 1/2"	No. 147 1 1/2"


























Alum. Checker plate	Stainless Steel
No. 150 3/16" Alum.	No. 160 Smooth
	No. 161 Patterned
	No. 162 Perforated
	No. 164 Checkerplate



Component Parts

Handrails











Handrails are formed in a continuous perfect spiral of wood and metal. There are no unsightly joints or bolts. We can use different handrails to match rails to an existing structure. We have volutes for No. 210, No. 220, No. 235, No. 237 and No. 240.

		1 1/2" Round #200 Steel, Alum. Stainless			1 1/2" Round Stainless #229
		2" Round. #203 Steel, Alum. Stainless			2" x 3 1/2" Oak Wood #231
		1/4" x 1 1/4" Flat #205 Steel, Alum. Stainless			2 1/4" x 2 3/8" Oak Wood #235
		1 5/8" Molded #210 Steel, Alum. Stainless, Chrome			
		2 1/4" Molded #211 Steel, Alum. Stainless, Chrome			3 1/2" x 2 5/8" Oak Wood #240
		Round Brass #215 1 1/2", #216 2"			2 3/4" x 2 3/8" Oak Wood #237 Oak
		Molded Bronze #220 1 5/16", #221 2 1/4"			3" Round Oak Wood #241
					2" Round Oak Wood #242
		Bronze Oval #223 Round			1 1/2" Round Oak Wood #243
		2" Oval Nickel Bronze #222			2 1/4" x 1" Oval Oak Wood #247
		Colorail Flat* #225 Black			1 1/2" x 2" Oak Wood #248
		Chrome Round #227 1 1/2", #228 2"			

*Colorail is a registered trademark of Julius Blum & Co., Inc. Black is standard. Colors are available.

Balusters

Balusters may be used in different combinations of wood with metal and different styles. Standard is one baluster per tread. Additional balusters may be added to help meet any code requirements you may need.


									
#302 1" Sq. Steel Alum.	#304 1" Sq. Steel Alum.	#306 1" Rd. Steel Alum.	#308 3/4" Sq. Steel Alum.	#310 3/4" Sq. Steel Alum.	#312 1/2" Sq. Steel	#314 1/2" Sq. Steel	#316 1/2" Sq. Steel	#318 1/2" Sq. Steel	#324 1/2" Sq. Steel

Component Parts


Balusters



#326 3/4" Rd. Steel	#328 1/2" Rd. Steel w/Brass	#329 1" Rd. Bronze	#332 1/2" Sq. Steel w/Bronze	#363 1" Rd. Brass	#364 3/4" Rd. Steel w/Brass	#365 5/8" Rd. Steel w/Brass	#366 5/8" Rd. Steel	#369 3/4" Rd. Steel	#368 1/2" Rd. Steel
----------------------------------	---	---------------------------------	--	--------------------------------	---	---	----------------------------------	----------------------------------	----------------------------------



#354 1/2" Sq. Steel	#355 3/4" Rd. Steel	#356 5/8" Sq. Steel	#357 1/2" Sq. Steel	#358 1/2" Sq. Steel	#359 1/2" Sq. Steel	#360 1/2" Sq. Steel	#361 1/2" Sq. Steel	#362 1" Sq. Steel
----------------------------------	----------------------------------	----------------------------------	----------------------------------	----------------------------------	----------------------------------	----------------------------------	----------------------------------	--------------------------------



#334 1 1/4" Sq. Oak	#336 1 3/4" Sq. Oak	#338 1 3/4" Sq. Oak	#340 1 3/4" Sq. Oak	#342 1 3/4" Sq. Oak	#346 1 3/4" Sq. Oak	#348 1 1/4" Sq. Oak	#349 1 3/4" Sq. Oak	#350 2" Rd. Oak	#351 1 3/4" Rd. Oak	#352 1 3/4" Rd. Oak	#353 1 3/4" Rd. Oak
----------------------------------	----------------------------------	----------------------------------	----------------------------------	----------------------------------	----------------------------------	----------------------------------	----------------------------------	------------------------------	----------------------------------	----------------------------------	----------------------------------

Stair Design Information

Clockwise

Layout

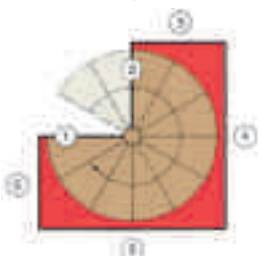
Locate the exact number of steps by using your elevation and refer to the Table of Risers' chart below. Standard degree is 27. If you have a code or special requirement, determine which chart will be used. Check the number of steps and degree of turn your stair will have. Rotate the diagram four different directions to determine which direction best meets your needs. You can have less of a turn by decreasing the number of steps.



Left Hand Up
Standard 27°
13 1/2 Treads per circle
Riser height 7 1/2" to 8"

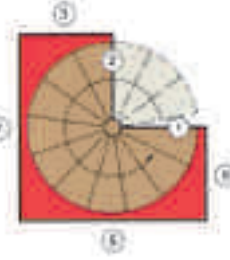


Left Hand Up
Standard 22 1/2°
16 Treads per circle
Riser height 6 1/2" to 7"

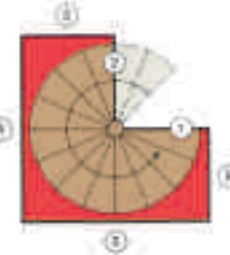


Left Hand Up
Standard 30°
12 Treads per circle
Riser height 8 1/2" to 9 1/2"

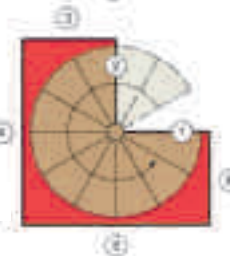
Counter Clockwise



Right Hand Up
Standard 27°
13 1/2 Treads per circle
Riser height 7 1/2" to 8"



Right Hand Up
Optional 22 1/2°
16 Treads per circle
Riser height 6 1/2" to 7"



Right Hand Up
Optional 30°
12 Treads per circle
Riser height 8 1/2" to 9 1/2"

Framing Dimensions

Model No.	1	2	3	4	5	6
40S	20"	20"	24"	44"	44"	24"
48S	24"	24"	28"	52"	52"	28"
52S	26"	26"	30"	56"	56"	30"
60S	30"	30"	34"	64"	64"	34"
64S	32"	32"	36"	68"	68"	36"
72S	36"	36"	40"	76"	76"	40"
76S	38"	38"	42"	80"	80"	42"
88S	44"	44"	48"	92"	92"	48"
96S	48"	48"	52"	100"	100"	52"

Framing Dimensions are used when stair passes through flooring. Notice the opening is an "L" shape, not square. For maximum head room taper 45" joist #2 (shaded area). If your joist is 10" or over, order with one less step and this will increase head room.

Table of Risers

27°			22 1/2°			30°		
Finish Floor Height	Number of Steps 27°	Degree of Circle	Finish Floor Height	Number of Steps 22 1/2°	Degree of Circle	Finish Floor Height	Number of Steps 30°	Degree of Circle
90" to 96"	11	297°	84" to 91"	12	270°	85" to 95"	9	270°
97" to 104"	12	324°	92" to 98"	13	292 1/2°	96" to 104"	10	300°
105" to 112"	13	351°	99" to 105"	14	315°	105" to 114"	11	330°
113" to 120"	14	375°	106" to 112"	15	337 1/2°	115" to 123"	12	360°
121" to 128"	15	405°	113" to 119"	16	360°	124" to 133"	13	390°
129" to 136"	16	432°	120" to 126"	17	382 1/2°	134" to 142"	14	420°
137" to 144"	17	459°	127" to 133"	18	405°	143" to 152"	15	450°
145" to 152"	18	486°	134" to 140"	19	427 1/2°	153" to 161"	16	480°
153" to 160"	19	513°	141" to 147"	20	450°	162" to 171"	17	510°
161" to 168"	20	540°	148" to 154"	21	472 1/2°	172" to 180"	18	540°

Stair Design Information

Specifications:

Furnish spiral stairway as manufactured by Stairways Inc., 4166 Pinemont, Houston, Texas 77018 (1-800-231-0793). Stairway shall be shipped in a complete single unit.

Diameter _____, Elevation or Floor to Floor _____, Direction from bottom up, Clockwise-Left Hand or Counter Clockwise Right Hand, Tread Type _____, Tread Degree _____, Baluster Type _____, Balusters per Tread _____, Handrail Type _____, Platform Type _____, Shape _____, Platform Rail on one side or Two _____

Experience:

Three generations of experience allows reliability and on-time delivery of an outstanding product.

Code:

National Building Code (BOCA) or Uniform building code requires a minimum of a 60" diameter spiral with 30° treads and a 4" on center maximum spacing for balusters. Before ordering, check with your local building inspector for code requirements in your application.

Code Acceptability:

We will design and manufacture stairs to meet any job specifications. It is the customer's complete responsibility to notify us of building codes or special requirements.

Structural Performance:

Stairways, Inc. spiral stairs can be designed to support a uniform load of 100 lbs. per square foot or a concentrated load of 300 lbs. Railing to support a 200 lb. load.

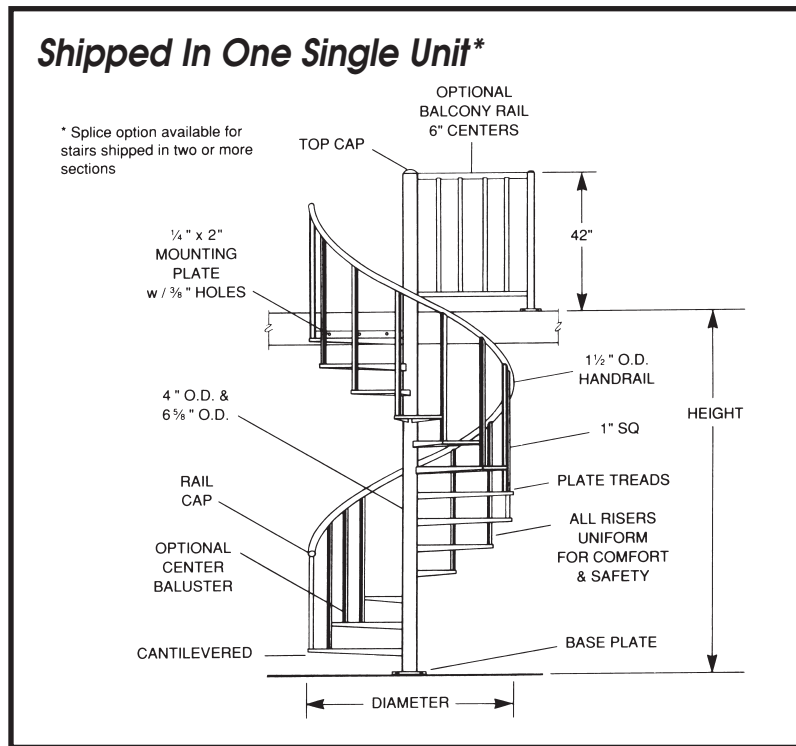
Coatings, Surface

Standard primer, zinc-chromated reddish brown rust inhibitor, black acrylic enamel, epoxics, or hot dipped galvanization applied over chemically cleaned surfacers.

Materials, Finishes

Stairways are made from a variety of materials: Steel, Aluminum, Stainless Steel, Brass, Bronze, Oak, Pine, Walnut, Teak and Cherry. Available Finishes include: Mill, Polished, Satin or Coated.

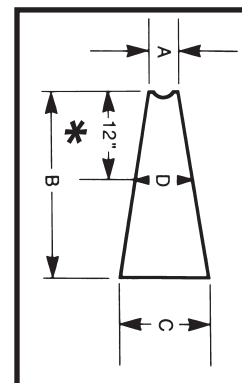
Stair Elevation



Dimension Chart

Model#	40S	48S	52S	60S	64S	72S	76S	88S	96S
Diameter	40"	48"	52"	60"	64"	72"	76"	88"	96"
Center Colum	4"	4"	4"	4"	4"	4"	6-5/8"	6-5/8"	6-5/8"
Lbs. per 9 ft.	205	220	235	250	365	310	322	435	485
Tread Detail A	3-1/2"	3-1/2"	3-1/2"	3-1/2"	3-1/2"	3-1/2"	5-5/8"	5-5/8"	5-5/8"
Tread Detail B	18"	22"	24"	28"	30"	34"	36"	42"	48"
22-1/2° Tread Detail C	7-13/16"	9-3/8"	10-1/8"	10-11/16"	12-1/2"	14-1/16"	14-13/16"	17-13/16"	18-3/4"
22-1/2° Tread Detail D	6-3/8"	6-3/4"	6-7/8"	7"	7-1/8"	7-1/4"	7-3/8"	8-7/8"	9"
27° Tread Detail C	9-5/16"	11-3/16"	12-1/8"	14"	14-15/16"	16-13/16"	17-3/4"	20-9/16"	22-7/16"
27° Tread Detail D	7-3/8"	7-3/4"	7-7/8"	8"	8-1/8"	8-1/4"	8-3/8"	9-3/4"	9-7/8"
30° Tread Detail C	10-3/8"	12-7/16"	13-7/16"	15-9/16"	16-9/16"	18-5/8"	19-11/16"	22-3/4"	24-7/8"
30° Tread Detail D	8-1/8"	8-3/8"	8-1/2"	8-3/4"	8-7/8"	9"	9-1/8"	10-3/8"	10-1/2"
Platform Size	22"	26"	28"	32"	34"	38"	42"	46"	50"

Tread Detail



* Dimension D does not include the overlapping step above.

Stair Kits

Stair Kit Features

- **EASY TO ASSEMBLE**
- **FAST INSTALLATION TIME**
- **ALL PARTS INCLUDED**
- **NO SPECIAL SKILLS NEEDED**
- **SPACE SAVING**
- **ECONOMICAL**
- **FAST DELIVERY WORLDWIDE**
- **INTERIOR OR EXTERIOR**
- **NO WELDING REQUIRED**
- **ANY HEIGHT**
- **ANY DIAMETER**
- **ALL STEEL CONSTRUCTION**
- **VINYL OR OPTIONAL HANDRAILS**
- **ADJUSTABLE HEIGHT**
- **HIDDEN WELDS**
- **STOCK STAIR CAN BE INSTALLED IN EITHER CLOCKWISE OR COUNTERCLOCKWISE DIRECTIONS**

Installation:

Our Kit Stair systems come in a box with instructions and can be installed by two people in less than a day without the need for any special tools or expensive equipment.

Standard Spiral Kit we can ship these kits fast and economically mostly from stock. Universal direction and readily available in heights up to 114". Taller elevations are available.

All Wood Spiral Kit all solid wood construction. 12 sided center column. Each all wood kit stair is built by hand, disassembled and placed into a box ready for shipment. It can be used with other options we offer like additional balusters, and custom handrails from the completely assembled wood stair line.

Standard Heavy Duty Kit built with 3/16" steel treads, 3/4" solid balusters milled to fit the exact angle of handrail. Built one stair at a time, disassembled, and placed in a box ready for shipment to your jobsite. For residential and industrial installations that require kits, this stair is the best.



48" Dia. Standard Kit 48SKD



Stair Kits



48SKD w/oak handrail and treads



48SKD Standard Kit




48 AWKD



48SKD w/1-1/4" Rd. brass handrail, 3/4" Rd. brass baluster and oak treads



72HDKD Heavy Duty Kit, Aluminum



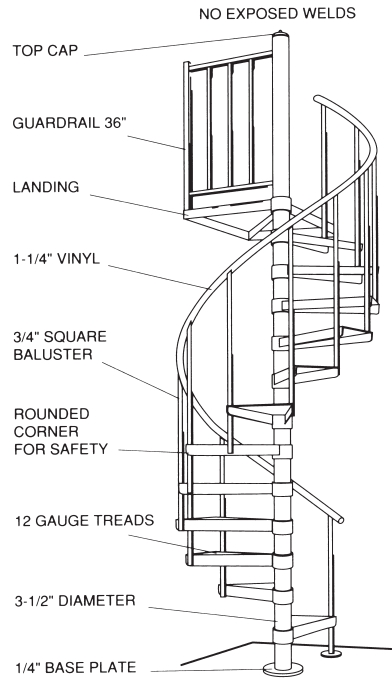
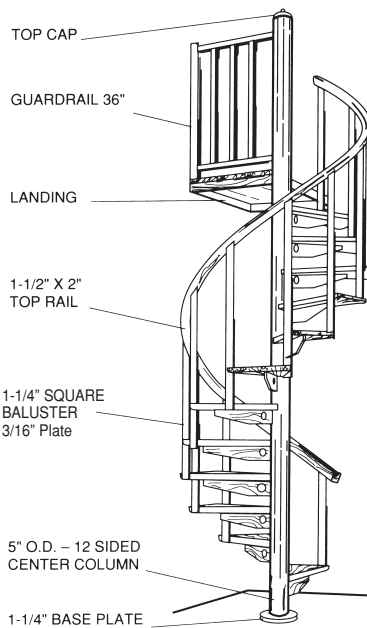
48AL-KD Standard Aluminum Kit



Stair Kits

Standard Spiral Kit:

Includes a 3.50" OD center column with a 10" radius .25" thick baseplate, formed landing, 11 - 12 gauge smooth steel treads, 11-3/4" square steel balusters, and a coil of 1-1/4" Black vinyl handrail, 36" tall landing rail with 3/4" balusters, and all necessary fasteners and instructions.



Standard Kit

All Wood Spiral Kit:

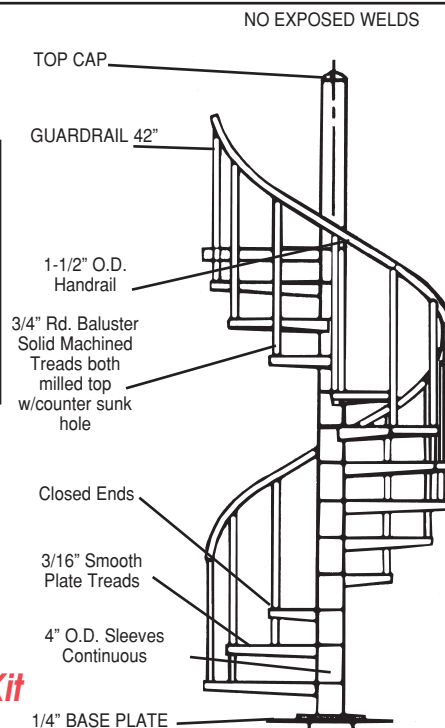
Standard Wood Spiral Kit includes center column, baseplate, (11) 1-1/4" wood treads, (12) 1-1/4" square wood balusters, solid oak handrail 1-1/2" x 2", with all fasteners and instructions needed to assemble the stair. The wood spiral can be assembled around a twelve solid oak column. The red oak treads are mortised and screwed into the center column. The balusters are attached to the end of the tread, and bolted into the fine curved top handrail. After assembly, the solid oak spiral stair kit looks like a fine piece of furniture.

Wood Spiral Kit

Heavy Duty Kit:

Standard Heavy Duty Kit includes a 3-1/2" OD center column, heavy duty 1/4" baseplate, (11) 3/16" steel treads, (12) 3/4" solid steel balusters, with a machined bottom and milled top countersunk holes for attachment to the 1-1/2" Round Steel Handrail, continuous sleeve tread hubs, complete with fasteners and instructions for installation of the stair.

UBC And BOCA CODES requires a minimum of a 60" diameter with 30° treads and a 4 inch baluster spacing. Before ordering, check with your local building inspector for your code requirements.



Heavy Duty Kit

Stair Kits

Standard Kits

Diameter	Steel		Aluminum		Tread Size	Landing Size
	Model#	Weight (lb.)	Model#	Weight (lb.)		
40"	40-SKD	270	40-AKD	135	18"	21"
48"	48-SKD	290	48-AKD	146	22"	25"
52"	52-SKD	300	52-AKD	153	24"	27"
60"	60-SKD	325	60-AKD	166	28"	31"
64"	64-SKD	340	64-AKD	174	30"	33"
72"	72-SKD	360	72-AKD	190	34"	37"

Wood Kits

Diameter	Wood		
	Model#	Weight (lb.)	Tread Size Landing Size
40"	40-WKD	202	18" 21"
48"	48-WKD	231	22" 25"
52"	52-WKD	250	24" 27"
60"	60-WKD	290	28" 31"
64"	64-WKD	308	30" 33"
72"	72-WKD	347	34" 37"

Heavy Duty Kits

Diameter	Steel		Aluminum		Tread Size	Landing Size
	Model#	Weight (lb.)	Model#	Weight (lb.)		
40"	40-SKD-HD	403	40-AKD-HD	180	18"	21"
48"	48-SKD-HD	430	48-AKD-HD	200	22"	25"
52"	52-SKD-HD	444	52-AKD-HD	210	24"	27"
60"	60-SKD-HD	460	60-AKD-HD	230	28"	31"
64"	64-SKD-HD	492	64-AKD-HD	245	30"	33"
72"	72-SKD-HD	519	72-AKD-HD	275	34"	37"

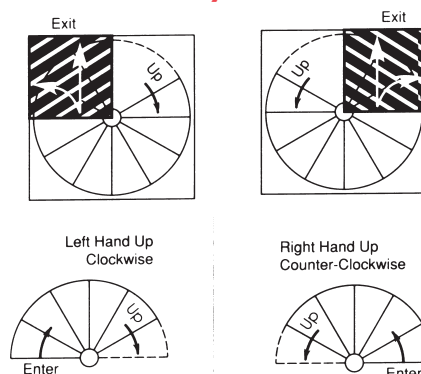
Code

BOCA and UBC codes require a minimum 60" diameter (64" wood) with 30° treads and a 4 inch baluster spacing. Before ordering, check with your local building inspector for your code requirements.

Table of Risers

Finish Floor Height	30"	
	Number of Steps	Degree of Circle
85" to 95"	9	270°
96" to 104"	10	300°
105" to 114"	11	330°
115" to 123"	12	360°
124" to 133"	13	390°
134" to 142"	14	420°
143" to 152"	15	450°
153" to 161"	16	480°
162" to 171"	17	510°
172" to 180"	18	540°

Layout

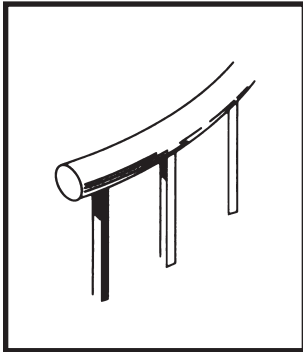


12 Treads per circle. Make opening 2" larger than stair diameter.
11 Treads are standard.

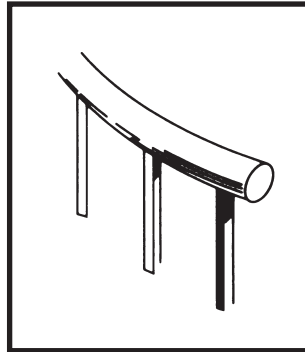


Spiral Kit Options


Handrails



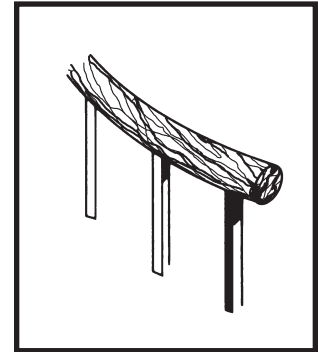
1-1/4" Round
Steel
Aluminum
Brass



1-1/2" Round
Steel
Aluminum
Brass




1-1/2" x 2" Square
Solid Wood
Oak
Specify




2" Round
Solid Wood
Oak
Specify

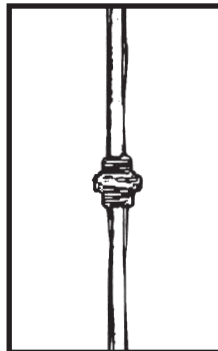
Balusters



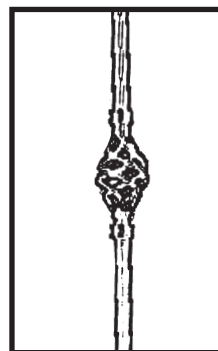
3/4" Center
Square or Round
Steel
Aluminum
Brass




3/4" Center
4" Spacing
Steel
Aluminum
Brass



3/4" Center
With Collar
Steel
Aluminum
Brass

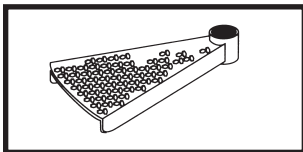


3/4" Center
Spiral
Steel




3/4" Center
With Ornate Design
Steel
Aluminum
Brass

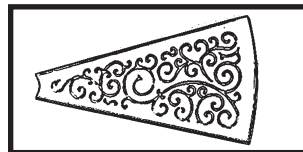
Treads



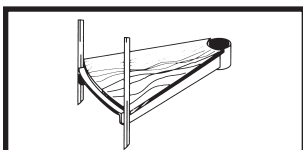
Checker Plate



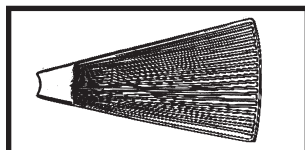
Bar Grating



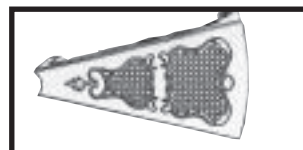
Filigree Pattern




Oak



Radial Grating



Traditional Pattern



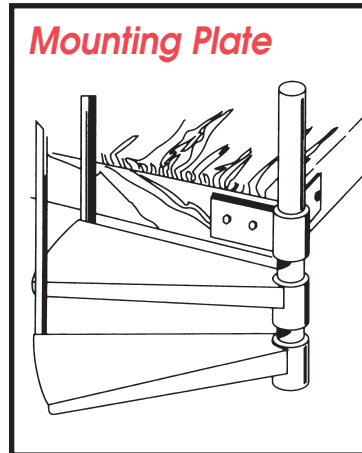
Continuous Sleeves
Each Tread Sleeve
Cut out to Exact Height
Metal Ends Closed



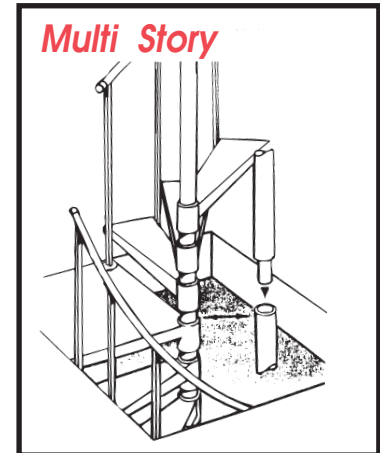
Spiral Kit Options

Options:

- Galvanizing
- All Woods
- Wood Handrail
- Wood Balusters
- Any Diameter
- Any Height
- Closed Ends
- Well Rail



Center Bracket Mount



Two or More Spiral Stairs

Center Pole Caps



Gate




Oak




Brass

Well Rail



Custom Square



Custom Round

Specifications:

Furnish spiral stairway as manufactured by Stairways Inc., 4166 Pinemont, Houston, Texas 77018 (1-800-231-0793). Stairway shall be shipped disassembled.

Model Number _____, Diameter _____", Elevation _____" finish floor to finish floor,,
 Direction from bottom up _____, Tread - standard or _____, Handrail - Standard or _____,
 Balusters - standard or _____, Landing - standard or _____, Landing Rail _____, Balcony Rail _____,
 All Steel material painted over a chemically cleaned surface with balcony rail opening dimensions will be needed.






88S oak treads w/nose, 1" Rd. baluster to 4" code w/inside handrail

Availability, Cost

We welcome the opportunity to serve you as stair specialists on your next project that demands quality. Please call us to receive a detailed brochure, pricing for your custom stair installation job or additional information not provided in this catalog. Each stair is shipped complete and as fast as possible.



60S 3 line w/140 oak treads



60S Standard

Code Acceptability

We will design and manufacture stairs to meet any job specifications. It is the customer's complete responsibility to notify us of building codes or special requirements.



Single stair prepared for shipment



Truck loads for multi units



4166 Pinemont
Houston, Texas 77018
(713) 680-3110 FAX (713) 680-2571
Outside Houston Toll Free 1-800-231-0793

Visit Our Showroom Stair Display

Member NAAMM NOMMA

