

INDOOR UNITS

control comfort like never before.

MR. SLIM M-SERIES

residential and select commercial

MR. SLIM P-SERIES

large residential, varied commercial, and institutional

CITY MULTI

commercial and institutional

MS/MSY/MSZ-A09,12,15,17
Wall-mounted
Nominal Btu/h: 9,500 - 16,200
SEER Range: 13 - 16

MSZ-D09,12
Wall-mounted
Nominal Btu/h: 9,000 - 12,000
SEER Range: 22 - 23
HSPF: 10.55

MSY/MSZ-A24
Wall-mounted
Nominal Btu/h: 22,000 - 24,000
SEER Range: 16

MSY/MSZ-D30,36
Wall-mounted
Nominal Btu/h: 30,700 - 33,200
SEER Range: 14.5 - 16

PKA-A12,18,24,30,36
Wall-mounted
Nominal Btu/h: 12,000 - 34,200
SEER Range: 13 - 13.4

PCA-A24,30,35,42
Ceiling-suspended
Nominal Btu/h: 24,000 - 42,000
SEER Range: 13 - 13.8

PLA
Ceiling-recessed
Nominal Btu/h: 12,000 - 42,000
SEER Range: 13 - 13.4

PKA-L Series
Wireless Controller

PAR-21MAA
Wired Remote Controller

- MR. SLIM BENEFITS**
- INVERTER Technology
 - Precise Comfort Control
 - Quiet Operation
 - No Ductwork
 - Environmentally-Friendly Refrigerant
 - Wireless Remote Control

PKFY-P-N*MU-E
P06,08,12,15,18,24
Wall-mounted
Nominal Btu/h: 6,000 - 30,000

PLFY-P-NCMU-E
P12,15,18,24,30,36
Ceiling-recessed Cassette
Nominal Btu/h: 12,000 - 36,000

PLFY-P-NBMU-E
P12,15,18,24,30,36
Ceiling-recessed Cassette
Nominal Btu/h: 12,000 - 36,000

PMFY-P-NBMU-E
P06,08,12,15
Ceiling-recessed Cassette
Nominal Btu/h: 6,000 - 15,000

PCFY-P-NGMU-E
P15,24,30,36
Ceiling-suspended
Nominal Btu/h: 15,000 - 36,000

PDFY-P-NMU-E
P06,08,12,15,18,24,27,30,36,48
Ceiling-concealed (ducted)
Nominal Btu/h: 6,000 - 48,000

PEFY-P-NMSU-E
P06,08,12,15,18,24
Ceiling-concealed (ducted low-profile)
Nominal Btu/h: 6,000 - 24,000

PEFY-P-NMHU-E
P15,18,24,27,30,36,48,54,72,96
Ceiling-concealed (ducted alternate high-static)
Nominal Btu/h: 15,000 - 96,000

PFY-P-NEMU/NRMU-E
P06,08,12,15,18,24
Floor Standing (exposed/concealed)
Nominal Btu/h: 6,000 - 24,000

AG-150
Centralized Controller

G-50
Centralized Controller

PAR-21MAA
Deluxe MA Remote Controller

PAC-YT51CRB
Simple MA Remote Controller

- CITY MULTI BENEFITS**
- INVERTER Technology
 - Zoning Control
 - Precise Comfort Control
 - Design Flexibility
 - Quiet Operation
 - LonWorks® / BACnet®


OUTDOOR UNITS

open up new possibilities.

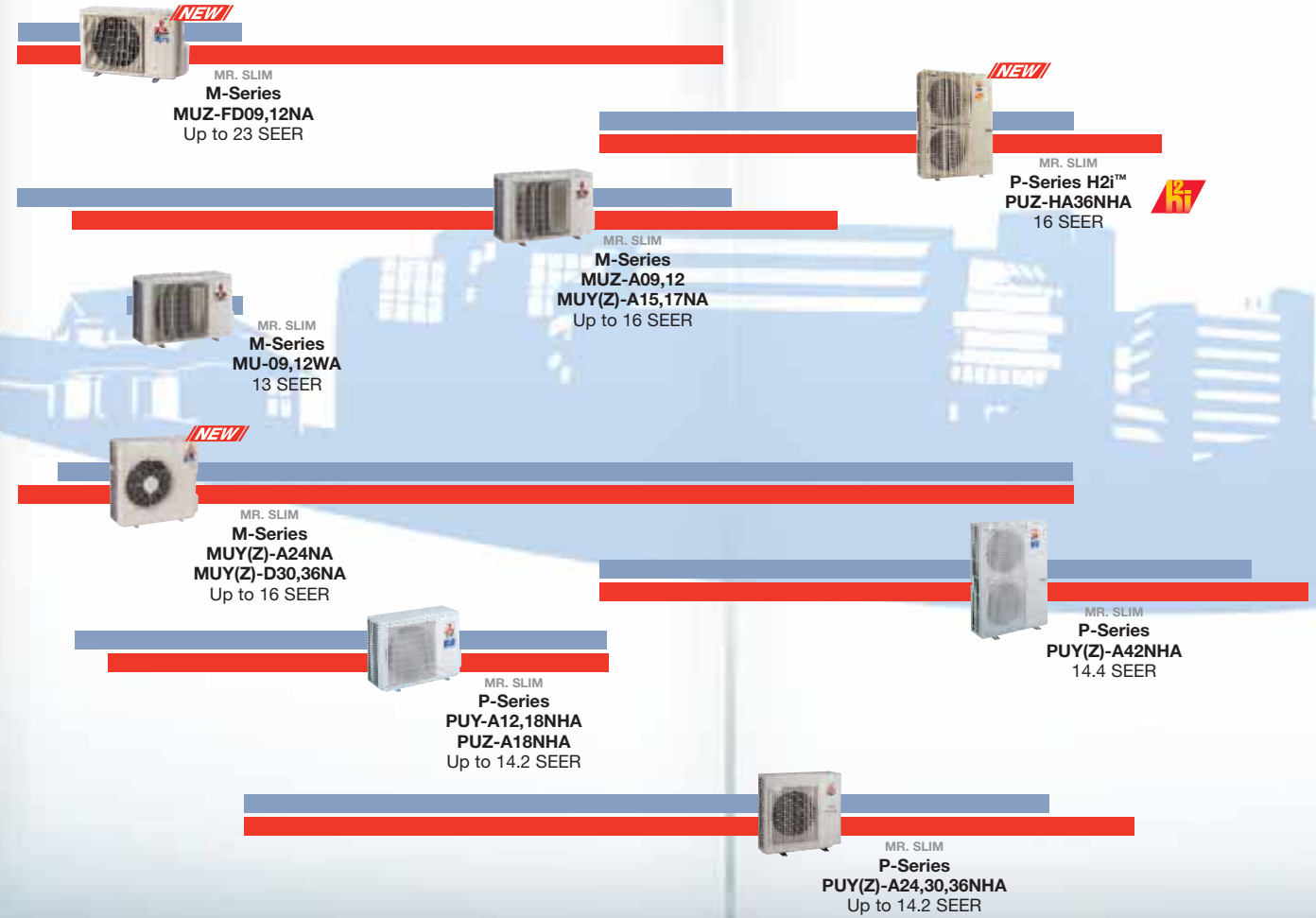
Multi-zone Systems**

Single-zone Systems*


Residential



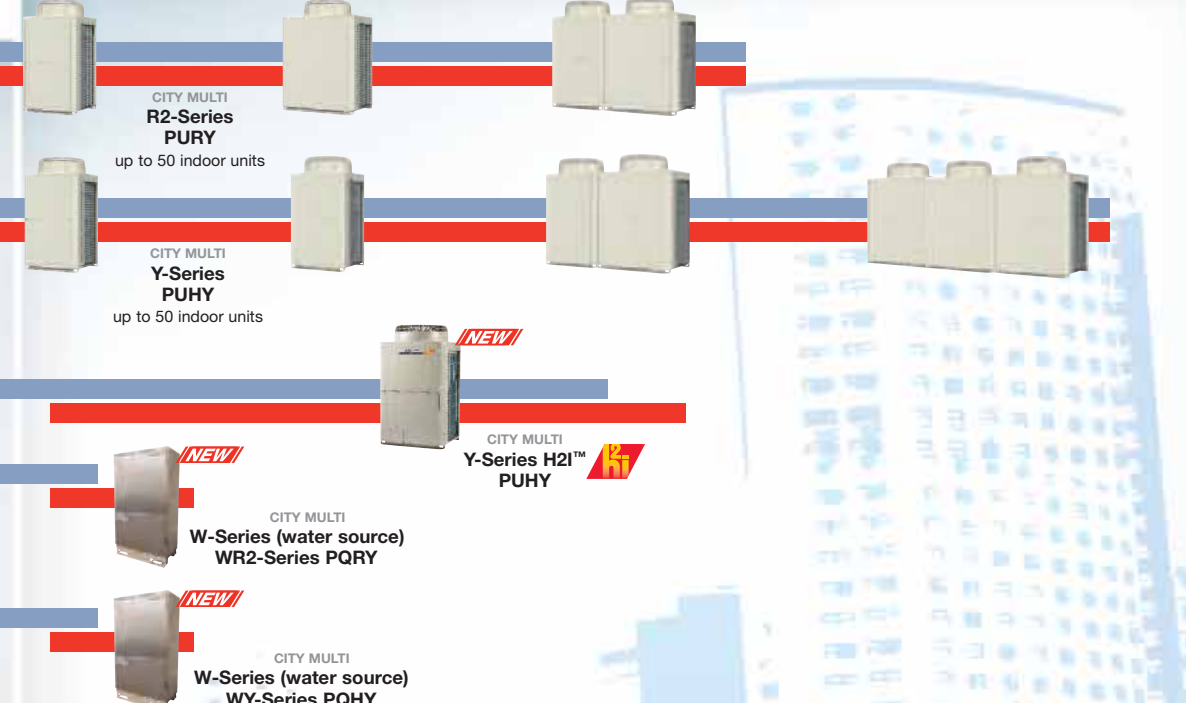
TONS	3/4	1	1-1/3	1-7/16	1-1/2	1-11/16	2	2-1/2	3	3-1/2	4	6	8	9	10-1/2	12	16	19.5	23	26.5	30
Btu/h	9k	12k	15k	17k	18k	20k	24k	30k	36k	42k	48k	72k	96k	108k	126k	144k	192k	234k	276k	318k	360k



Light Commercial



Commercial



Hyper-Heating INVERTER (H2i™)
Unequaled Comfort, Year Round

The heating and cooling success of Mitsubishi Electric's INVERTER heat pump systems is well-documented. Our Hyper-heating INVERTER (H2i) technology found in select CITY MULTI and Mr. Slim models takes it a step further with the added benefit of year-round comfort with a single system, even on the coldest days of the year. With **100% capacity at 5° F** and **75% capacity at -13° F**, H2i systems are flexible enough to satisfy almost any commercial or institutional renovation or new construction project.



New Modular Outdoor Unit Design
Breaking new ground, again

The CITY MULTI outdoor units are **slimming down in size while increasing capacity, up to 30 tons**, and the number of **available connectable indoor units, up to 50**. This modular cabinet approach continues to allow for the combining of the units to increase the range of capacities and now offer longer line lengths to meet building needs.

Both CITY MULTI R2-Series and Y-Series are **available in 208/230v and 460v**, allowing for an even larger application scope.


Highly Efficient, Large Capacity
M-Series like you have never seen them before

The all new MSZ-FD09/12NA and the MSY(Z)-D30/36NA units are taking the M-Series product line to the next level. The FD models produce the **highest SEER rating in the ductless industry at 23/22 respectively** making them **ENERGY STAR® Tier 2 qualified**. Other features included in the updated design include the i-see™ sensor and three filters for a complete filtration system.

The MSY(Z)-D30/36 straight cool and heat pump systems incorporate all of the standard features of the M-Series line while **producing 2-1/2 and 3 tons of capacity**.

i-see™ Sensor Technology

The i-see sensor provides better **management of sensible temperature**. Infrared rays generated from the surrounding wall and floor surface at an **angle of 360° are measured and the energy is converted into a temperature value**. The PLA-BA ceiling-recessed units offer this feature as an option and the new MSZ-FD models offer this feature standard.



NEW TECHNOLOGY
at the forefront of innovation.



* Capacity Range
** Mr. Slim: Performance Range, CITY MULTI: Rated Capacity.
Standard rating conditions.

This chart is for general guidance only to illustrate the range of performance capabilities available from Mitsubishi Electric HVAC, Mr. Slim and CITY MULTI product lines. Please consult full product specifications for details. Specifications are subject to change without notice.
©2008 Mitsubishi Electric & Electronics USA, Inc.

WE INVENT, YOU PROFIT.

For more than 27 years, Mitsubishi Electric has been an industry leader in HVAC design and engineering. Our innovations have helped people like you build business and profits. What's more, with the industry's #1 rated* service and sales support, our commitment to our business partners is second to none. Today, our spirit of innovation can be found in our latest products the Hyper-Heating INVERTER (H2i™), Mr. Slim® M-Series high-efficiency (up to 23 SEER) and large capacity models, and the high performance modular outdoor units for the CITY MULTI® product line. These leading-edge designs are just the latest additions to Mitsubishi Electric's revolutionary family of HVAC products that service a wide range of cooling and heating needs - from the simplest of simple rooms to the most modern luxury high-rise building. To learn more, turn the page.

OPPORTUNITY IS IN THE AIR.

With the industry's most innovative products, no one gives you more opportunity than Mitsubishi Electric -- whether you need to cool one room or two thousand. What's more, through our Diamond Dealer program you can get business-building ideas, training (CEUs) and qualified referrals. Find out how you can profit from our innovative cooling and heating products. Call 888-467-7546 or visit us at www.mehvac.com



“There is no reason anyone would want a computer in their home.”

Ken Olson, president of Digital Equipment, 1977

or

How to avoid missing opportunities with innovative technologies.



Mitsubishi Electric Shizuoka Works acquired ISO 9001 certification under Series 9000 of the International Standard Organization (ISO), based on a review of quality warranties for the production of air-conditioning equipment. The plant also acquired environmental management system standard ISO 14001 certification.

Mitsubishi Electric Advanced Products Division
3400 Lawrenceville Suwanee Road
Suwanee, GA 30024

Phone: 888-467-7546 Fax: 800-658-1458

©2008 Mitsubishi Electric & Electronics USA, Inc. Mr. Slim and CITY MULTI are registered trademarks of Mitsubishi Electric. The three-diamond logo is a registered logo of Mitsubishi Electric Corporation.

Form No. FBROGEN-07-14-22K NWS
For more information visit www.mehvac.com



Opportunity is in the air.