



08.52.00/WFA  
BuyLine 8710



# Weather Shield®

Premium Windows & Doors



# Reveal your true personality.

For more than 50 years, Weather Shield Windows and Doors has been a leader in innovation and quality in the window and door industry. The company offers a wide variety of millwork solutions for both residential and light commercial applications. Offering the industries widest array of product styles and material types, Weather Shield is ideally positioned to assist you with a range of project solutions ranging from custom residential homes to low-rise multi-family, educational or health care facilities.

## WOOD & ALUMINUM-CLAD

### Accentials™

#### DISTINCTIVE COLORS AND FINISHES

With 55 standard and designer colors\*, plus virtually any custom color under the sun, Weather Shield's exclusive **Accentials™ Distinctive Colors & Finishes** program makes it easy to subtly complement your designs. Or, you can select from eight anodized aluminum exterior finishes, perfect for light commercial applications.

\*Colors shown may not be accurate representations.

## EIGHT STANDARD COLORS\*

White

Western Adobe

Obsidian

Hartford Green


Desert Tan

Cameo

Craftsman Bronze

Brick Red

## ALUMINUM EXTERIORS



### EIGHT EXTERIOR ANODIZED ALUMINUM FINISHES\*

Unlike thin roll-form aluminum that dents easily, Weather Shield's thick **extruded aluminum exteriors** feature an integral nailing fin for increased structural stability and easier installation.

\*Colors shown may not be accurate representations.

## WOOD INTERIORS

Weather Shield's exclusive **Custom Wood Interiors Collection®** offers eight wood species that allow you to match the fine cabinetry, furniture, flooring and trim in your room interiors.




# Options and accessories for every imagination.

## PATIO DOOR HARDWARE

A patio door's beauty can be seen in the details. The hardware style and finish you choose are as important as the view itself. So we offer you six lustrous finishes on each of our ergonomically correct handles that help make the door more comfortable to open and close and that much better to look at.

Bright Brass	Brushed Nickel	Oil-Rubbed Bronze
Antique Brass	Chrome	Black

Two Standard Hinged Door Hardware Styles:



## WINDOW HARDWARE

Never losing sight of the uniqueness you bring to your windows, our hardware choices can add that extra something to make the whole ensemble come together beautifully. We offer more finishes than you probably need, but then again, that's what style is all about.



Colors shown may not be accurate representations.

## 47 DESIGNER COLORS\*

Alabaster	Pearl	Moderate White	Accessible Beige	Linen	Sandstone	Salt Marsh	Superior Bronze
Tan	Driftwood	Shale	Quaker Bronze	Arcadian	Woodland Green	Bercoritz Green	Black Forest
Stone Gray	Prestige	Charcoal	Gunpowder	Sage Green	Moss	Bronze Green	Autumn Leaf
Olympus White	Mist Grey	Streamline Gray	Gray Matters	Pampered Peach	Vital Yellow	Sunbeam Yellow	Restrained Gold
Aegean Blue	Distance	Blue Stone	Indigo	Sundried Tomato	Firebrick	Boysenberry	Timberidge
Shoreline	Oceanside	Blue Hill	Dark Night	Royal Brown	Appalachian Brown	Tudor House	

## GLAZING

### FEATURING OUR EXCLUSIVE



As a proud ENERGY STAR® partner, we ensure our products are rated, certified, and labeled for U-Value and Solar Heat Gain by the National Fenestration Rating Council (NFRC).

### GLAZING OPTIONS:

**Zo.e.shield 7:** Three panes of glass. One EasyCare® surface. One multi-layer Low E coating. Additional multi-layer Low E coating. Two inert gas-mix-filled insulating airspaces. Two Real Warm Edge Spacers®.

**Zo.e.shield 6:** Three panes of glass with one laminated interlayer between two panes. One EasyCare surface. One multi-layer Low E coating. One inert gas-filled insulating airspace. One Real Warm Edge Spacer®.

**Zo.e.shield 5:** Two panes of glass. One EasyCare® surface. One multi-layer Low E coating. One inert gas-filled insulating airspace. One Real Warm Edge Spacer.

**Insul Low E² with Krypton/Argon Gas:** Two panes of glass. One Low E² surface. One Krypton/Argon gas-filled insulating airspace. Warm Edge spacer system.

**Insul Low E² with Argon Gas:** Two panes of glass. One Low E² surface. One Argon gas-filled insulating airspace. Warm Edge spacer system.

**Insul Low E:** Two panes of glass. One Low E² surface. One insulating airspace. Warm Edge I spacer system.

**Insul:** Two panes of glass. One insulating airspace. Warm Edge I spacer system.

**Insul Impact:** Two panes of glass. One pane of non-impact glass with Low E² surface. One insulating airspace. One pane of impact glass.

**Impact:** One pane of impact glass consisting of a tough .090" gauge polyvinyl butyral (PVB) laminated interlayer bonded between two panes of annealed or tempered glass.

# Collections™ ...



**Every element of Collections Windows and Doors rings true and works in harmony,** from style to materials. This all-wood product line blends classic styles, materials and finishes with the latest in high-performance technology.

Collections reflects the richness of America's design heritage. The Spanish Colonial collection honors the rustic styles and history of the American Southwest and features windows and doors for wide-ranging applications. We've handcrafted every piece from the finest wood species with old-world proportions and finishes. Sash corners are connected with the traditional wooden-dowel joinery used at the turn of the century. Dadoed jamb end work creates secure corners that help prevent warping.

Every detail is right—proper joints, thick sash, and authentic stiles and rails with the brawny proportions of the Spanish Colonial style. Exotic woods compliment the window and door offering and are available in a smooth sanded finish or our rugged wire-brushed textured finish. And, Collections windows perform as beautifully as they look. For timeless design and craftsmanship, honest materials and unmatched performance, count on Collections.

# Weather Shield®...



**Our signature product line, Weather Shield®,** is the most comprehensive collection of wood windows and patio doors offered by any manufacturer. You have the luxury of selecting from warm, all-natural wood exteriors and interiors or aluminum-clad wood windows and doors in thousands of shapes and sizes.

Unwavering attention to detail such as Weather Shield's unique Quadra-Mitered® construction on the nailing fin, frame, sash and glazing bead of double-hung tilt windows eliminates unsightly square-offs and overlapping corner cuts. This results in a consistent profile on both the interior and exterior of the window.

Practically anything you can imagine in windows and doors is possible with the Weather Shield product line. With a vast array of options, accessories and upgrades, you can explore the limits of your creativity. And with durable all-metal hardware that's far stronger than plastic-covered handles found on competitive brands, you'll find these windows and doors are exceptionally easy to live with.

# Elegant beauty with a rustic flare.

## COLLECTIONS WINDOWS AND DOORS – KEY FEATURES

- Window and door hardware from Stone River Bronze® combines today's technology with the **rugged, handcrafted charm** of centuries-old originals. A range of period-accurate styles, colors as well as other custom designs are available.
- Collections tilt windows feature **wood jamb liners** which combine the performance of vinyl with the authenticity of wood.
- **Three panel styles** can be chosen with the entrance doors: flat, beaded and raised.



Collections casement and patio doors feature a retractable screen. Tilt windows are available with wood framed full or half screens. The **retractable screen** rolls down from a concealed aluminum housing.



To give our door panels and casements long-lasting strength and stability, we join the stiles and rails with **dowel construction**. Tilts feature traditional mortise and tenon joints.



Tilts feature a traditional, heavy **sill nose** and brawny rail and stile proportions.

## COLLECTIONS

### WINDOW STYLES

Casements  
Push-Out Casements  
Single-Hung Tilts  
Double-Hung Tilts

### DOOR STYLES

Sliding Patio Doors  
Hinged Patio Doors  
Entrance Doors

### EXTERIOR MATERIAL

Wood

### INTERIOR MATERIAL

Wood

# More of everything.

## WEATHER SHIELD WINDOWS AND DOORS – KEY FEATURES

- Exteriors are available in **low-maintenance heavy-duty extruded aluminum-cladding** for better dent resistance, or **traditional wood** that's primed for a topcoat finish or pre-finished to save you time and effort.
- Seams, fasteners, nailheads and even hardware profiles **are reduced to the absolute minimum** so nothing interrupts the clean sightlines of the windows and doors.
- **Structural corner key** reinforces frame corners for superior durability and resistance to air/water infiltration.



Weather Shield casement windows feature a **standard "nested" operator handle** that folds down out of the way when windows are closed and locked.



A **heavy-duty fiberglass pultruded sill** on Weather Shield sliding patio doors is impervious to moisture and rot..



**Rigid integral nailing fin** surrounds the unit (sides, top and bottom), allowing for easy installation and greater structural integrity.

## WEATHER SHIELD

### WINDOW STYLES

Casements  
French Casements  
Awnings  
Scena-Vu  
Double-Hung Tilts  
Double Sliders  
Triple Sliders  
Direct-Set Shapes

### DOOR STYLES

Telescoping Sliding Patio Doors  
Sliding Patio Doors  
Hinged Patio Doors  
Full Radius Hinged Patio Doors

### EXTERIOR MATERIAL

Aluminum-Clad  
Wood

### INTERIOR MATERIAL

Wood

# LifeGuard®...



**LifeGuard® Windows and Doors from Weather Shield** offer you the safety of impact-resistant glass, uncompromising beauty and storm-proof protection unrivaled by costly, cumbersome shutter systems. In addition, LifeGuard® IG Insulated Windows and Doors enhance this protection with energy efficiency for the ultimate in comfort.

Designed to help prevent flying debris from entering your home during violent weather, LifeGuard Windows and Doors feature heavy-duty impact glass consisting of a polyvinyl butyral (PVB) laminated interlayer bonded between two panes of annealed or tempered glass. LifeGuard IG windows and doors offer a combination of heavy-duty impact glass and non-impact glass that creates an insulating airspace for improved energy efficiency.

Incredible attention to detail includes low-profile tilt latch and lock mechanisms on double-hung tilt windows that are mortised into the checkrail. Plus, two-point combination weather stripping on LifeGuard Insulated French doors ensure a leak-resistant seal that meets the water infiltration ratings of coastal building codes.

# ProShield®...



**Enjoy low maintenance and uncompromising beauty** with ProShield® windows and doors by Weather Shield. Durable vinyl exteriors defy the heat, cold, wind, rain or snow, while beautiful wood interiors complement the floors, furniture and cabinets in your home.

A dedication to quality is what sets ProShield windows and doors apart. We extrude the vinyl ourselves in order to produce colors that are specially formulated for consistency throughout the extrusion. This also makes nicks and scratches that may occur over time less visible to the eye. We challenge you to find this level of consistent quality in any other vinyl-clad wood windows or doors.

Our ProShield product line offers an abundance of sizes, shapes, styles, accessories and options. No other manufacturer frees your imagination with more design flexibility.


# Protection and comfort.

## LIFEGUARD AND LIFEGUARD IG WINDOWS AND DOORS – KEY FEATURES

- **Thick wood window frames** are protected by a low-maintenance **extruded aluminum-clad exterior** featuring an **integral nailing fin** for easier installation and improved stability of the entire window unit.
- **Heavy-duty .090" gauge polyvinyl butyral (PVB) laminated glass** is glazed directly into the frame of direct-set windows and resists the likelihood of impact fractures caused by flying debris.
- LifeGuard units feature a topcoat finish that meets AAMA 2605 requirements for **superior resistance to salt spray and industrial pollutants**.



An optional **LVL mullion** allows you to stack two or more LifeGuard direct-set windows together, or stack them above casements or double-hung tilts to open up even more of your home's outside views.  
(Not approved for Miami-Dade County.)



Unlike other window brands, LifeGuard double-hung tilt windows' **streamlined sash and frame design** eliminates the need for unsightly windload blocks or over sized sash locks to meet stringent code requirements.



**Stainless steel, 1" x 11" structural strike plates** on all four corners of LifeGuard French door panels reinforce stile and rail joints, as well as increase lock bolt retention on panels.

## LIFEGUARD

### WINDOW STYLES

Casements  
Awnings  
Double-Hung Tilts  
Direct-Set Shapes

### DOOR STYLES

Hinged Patio Doors  
French Sliding Patio Doors

### EXTERIOR MATERIAL

Aluminum-Clad

### INTERIOR MATERIAL

Wood

# Durable vinyl. Warm wood.

## PROSHIELD WINDOWS AND DOORS – KEY FEATURES


- **Vinyl bulb weather stripping** on the casement window frame, plus **pile stripping with a Mylar fin** around the sash creates a tight seal against air and water infiltration.
- Incredibly strong **4-9/16" one-piece jambs** contain no visible fasteners such as staples, brads or tacks that are used on other multi-piece jambs.
- **Snap-in perimeter grilles** feature a "frame" design using concealed pins to snap them securely in place, giving them superior strength compared to stick grilles found on other window brands.



A **rigid integral nailing fin** provides greater durability than flimsy snap-in or fold-out fins used on other vinyl clad windows. All window frames are fusion welded creating a no-leak joint.



A precision-tuned **block and tackle counter balance system** on double-hung tilt windows makes lifting the sash a breeze and easily holds it open in any position.



**Solid wood interiors** add warmth and beauty to a homes décor. Units come ready to stain or paint or choose from one of our factory stained options.



ProShield® is made from at least 9% recycled glass and vinyl.

## PROSHIELD

### WINDOW STYLES

Casements  
Awnings  
Double-Hung Tilts  
Double Sliders  
Direct-Set Shapes

### DOOR STYLES

Sliding Patio Doors  
Hinged Patio Doors

### EXTERIOR MATERIAL

Extruded Vinyl

### INTERIOR MATERIAL

Wood

# HR175® Windows. Don't just replace. Upgrade.



Historical accuracy with contemporary energy efficiency.

Weather Shield's HR175® historic renovation windows combine the energy efficient options of today with the historically accurate details of yesterday such as 5/8" Simulated Divided Lites.

- **Custom manufactured** to your exact specifications in monumental openings up to 5' wide by 10' high.
- Historically accurate **1-3/4" thick bottom sash** tilts in for easier cleaning, plus the sash can also be re-glazed.

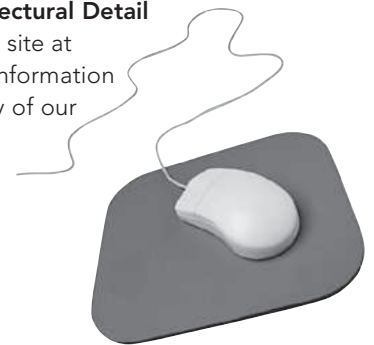
The **Weather Shield Technical Support hotline** is available Monday through Friday from 8 a.m. to 5 p.m. Central time. Call 1-800-538-8836 or fax us at 1-800-390-1225. You can also e-mail Weather Shield's Architectural Services department at [archservices@weathershield.com](mailto:archservices@weathershield.com).

Services available include:

- Review custom product requests
  - Custom profiles
  - Special size units
- Answer technical questions
  - Size limitations
  - Paint information
  - Performance ratings
- Review product specifications
  - Product/specification review
  - Review quotes requiring shop drawings
- Shop drawings
  - Unit elevations (drawn to scale)
  - Typical cross sections (drawn full scale)

**Weather Shield on-line Architectural Detail Support** is located on our Web site at [www.weathershield.com](http://www.weathershield.com). Site information includes the following on many of our product lines:

- Cross Sections
- Elevations
- Testing/Certification
- CSI Specifications
- Installation Instructions
- Accessories
- Other Support Documents



For questions concerning current pricing, your order status and other administrative issues, please contact your local Weather Shield dealer or territory manager.

**Weather Shield®**  
Premium Windows & Doors



[www.weathershield.com](http://www.weathershield.com) | 1-800-477-6808