



Windows • Doors • Storefront • Entrances

Beyond Windows. Beyond Doors.™



TRACO®

The Windows And Doors That Greet The World

Headquarters and Manufacturing

71 Progress Avenue • Cranberry Township, PA 16066
(724) 776-7000 • (724) 776-7014 FAX • (800) 837-7001
market@traco.com • www.traco.com



TRACO®

The Windows And Doors That Greet The World

**Storefront
Entrances**

TRACO STOREFRONT AND ENTRANCES



Ellsworth Avenue, Pittsburgh, PA
Architect: Lorenzi Dodds & Gunnill, Inc.

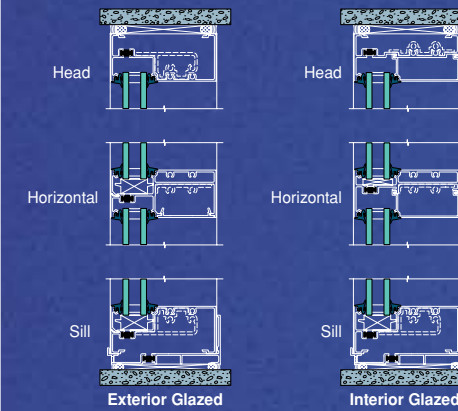
TRACO offers a full line of storefront and entrance systems for virtually any application or condition including retail storefronts or commercial entrance systems. As an integral part of our core product offering, TRACO's custom window, storefront & entrance packages provide a single source solution in the marketplace.

TRACO's thermal and non-thermal storefront products can satisfy various project types in almost any area. Our flexible design offers storefront that can be configured as exterior or interior glazed framing systems. The TRACO Storefront System is available with a center and front glazed option.

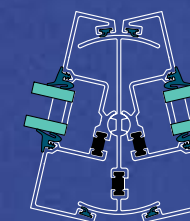
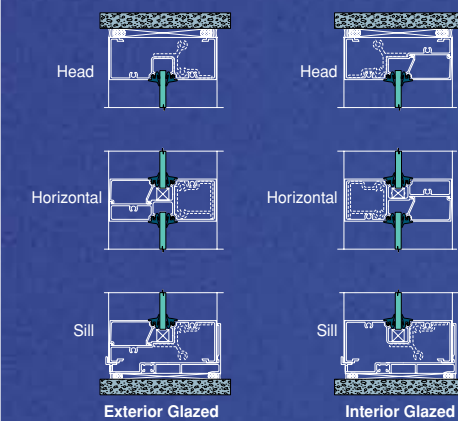
These custom systems are ideal for the education, healthcare, hospitality, warehouse/loft renovations, office buildings and multi-family market segments.

STOREFRONT

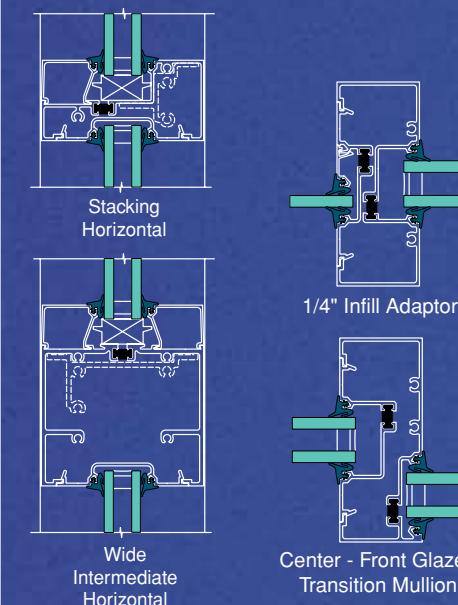
Thermal Front Glazed:



Non-Thermal Center Glazed:



0° to 26°
Variable Mullion Corner



Discovery Center, Virginia Beach, VA
Architect: Clark Nexsen Architecture & Engineering

TR-7850 Multi-Glaze

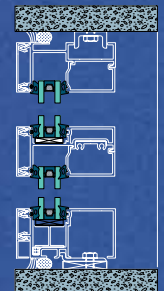
- 2" x 4-1/2"
- Thermally broken
- Center Glazed
- Front Glazed Option
- Accommodates up to 1-1/8" glass
- Expansion mullions
- Corner and Splayed mullions

TR-7875 Ribbon Window

- 2-1/4" x 4-1/2"
- High Performance System
- Meets 15 p.s.f. of water
- Accommodates up to 1" glass
- Interior gutter system available
- SSG mullions optional

TR-7855 Non-Thermal

- 1-3/4" x 4-1/2"
- Center Glazed
- Accommodates 3/8" Glass
- Corner and Splayed mullions



ENTRANCES

All Doors have the following features:

- Lifetime Warranty on the corner welds of the door
- Standard two year warranty for the door
- Welded Corners
- ADA Accessibility can be configured where necessary
- Standard or Custom hardware
- Adjustable astragal for pairs of doors
- Accommodate glass or panel thickness up to 1-1/16"
- All doors are compatible with all TRACO Architectural Products framing systems

TR-8801

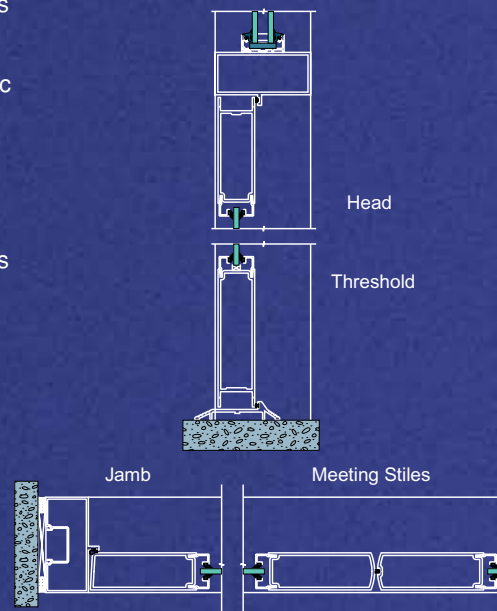
Narrow Stile Doors:
1-3/4" Thick
2-1/8" Vertical Stiles
2-1/4" Top Rail
3-7/8" Bottom Rail
For use in light traffic applications

TR-8802

Medium Stile Doors:
1-3/4" Thick
3-1/2" Vertical Stiles
3-1/2" Top Rail
6-1/2" Bottom Rail
For use in high traffic areas such as hotels, hospitals or retail stores

TR-8803

Wide Stile Doors:
1-3/4" Thick
5" Vertical Stiles
5" Top Rail
6-1/2" Bottom Rail
For use in very high traffic areas such as banks or schools



TR-8820

Rugged Medium Stile Doors:
2" Thick
3-1/2" Vertical Stiles
3-1/2" Top Rail
6-1/2" Bottom Rail
For use in very high traffic areas such as stadiums, Public buildings and museums

TR-8825

Rugged Wide Stile Doors:
2" Thick
5" Vertical Stiles
5" Top Rail
6-1/2" Bottom Rail
For use in very high traffic areas such as stadiums, Public buildings and museums

