

4400 DENVER SERIES

SPECIFICATIONS

GENERAL

The ____ ft tall* decorative post shall be aluminum, one-piece construction. The 18" hexagonal cast aluminum smoothly styled base shall be constructed with a ____ inch diameter aluminum extruded shaft. The model shall be Sternberg Lighting #4400 or #4400R for candy cane poles.

CONSTRUCTION

The base shall have a hexagonal lower section and be designed with a smoothly sculptured upper section and be made of heavy wall, 356 alloy cast aluminum. It shall have a 3/4" thick floor cast as an integral part of the base. The shaft shall be double circumferentially welded internally and externally to the base for added strength.

____ The **smooth tapered shaft** shall be made of ASTM 6063 extruded aluminum and tempered to a T6 condition.

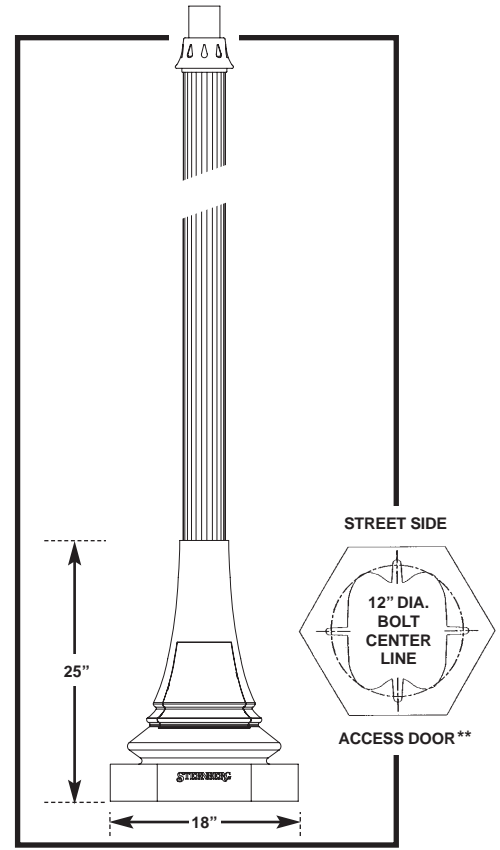
____ The **smooth straight shaft** shall be made of ASTM 6063 extruded aluminum and tempered to a T6 condition.

____ The **straight fluted shaft** shall be made of ASTM 6061 extruded aluminum and tempered to a T6 condition. It shall have a decorative fluted 3" O.D. tenon.

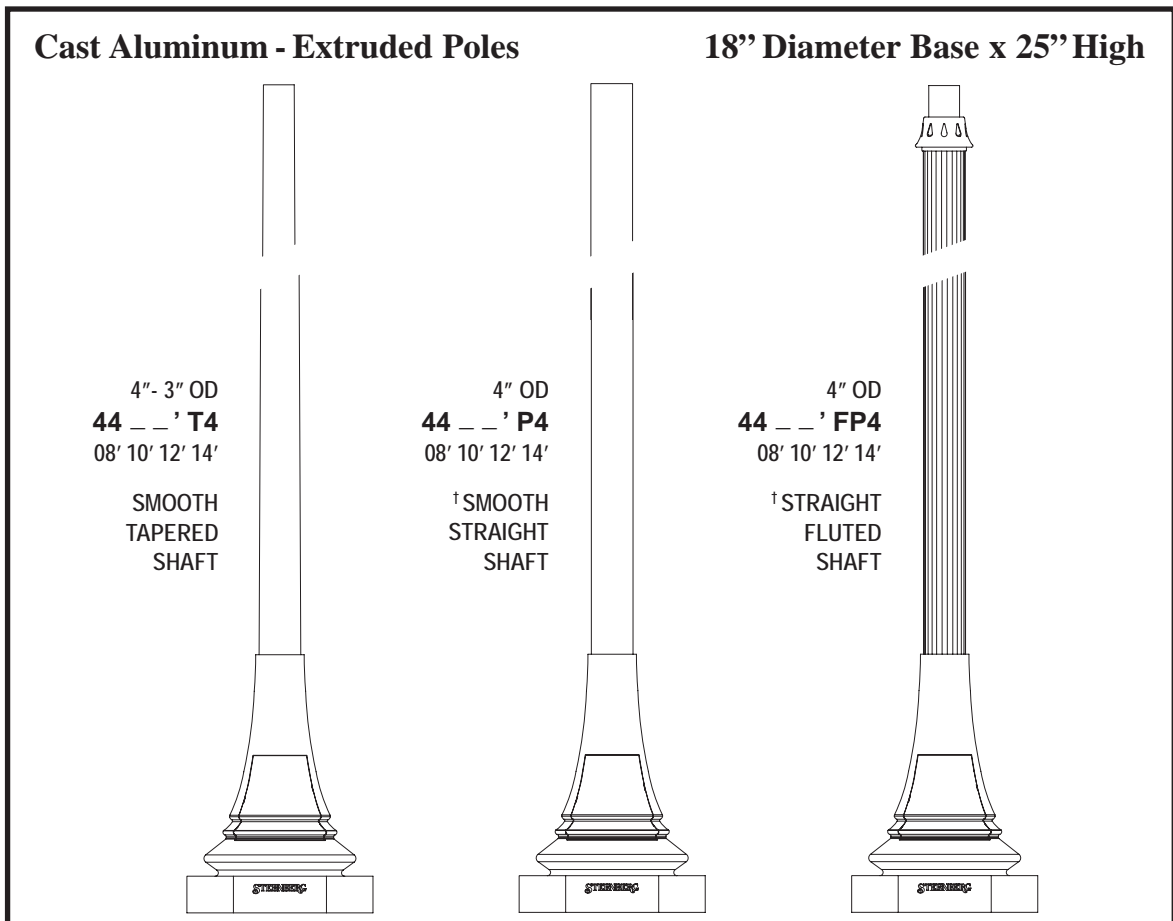
INSTALLATION

Four, hot-dipped galvanized "L" type anchor bolts shall be provided with the post for anchorage. A door shall be provided for wiring and anchor bolt access. It shall be secured with tamper proof, stainless steel hardware. Post will be provided with a grounding stud mounted on the base floor opposite the access door.

Indicate the type of shaft needed (above)



** See installation template for exact door position. Bolt circle dimensions may change on taller poles.



* For candy cane poles insert ____ AG ft (feet - above grade height). See diagram on reverse side.

† Tenon not supplied if fixture or arm slips 4" O.D.

BUILDING A PART NUMBER

Straight Poles

MODEL/HEIGHT/SHAFT	POST CAP CENTER	OPTIONS	FINISH
44 12 FP4	BCC	FH	BK

Candy Cane Poles

MODEL/HEIGHT/SHAFT	HEIGHT ABOVE GRADE	OPTIONS	FINISH
44 00 RT4	12 AG		BK

Part Number Selections

MODEL	HEIGHT	SHAFT
• 44	• 08'	• T4: 4"-3" Tapered Smooth
	• 10'	• FP4: 4" Straight Fluted
	• 12'	• P4: 4" Straight Smooth
	• 14'	

Part Number Selections

MODEL	HEIGHT	SHAFT	ABOVE GRADE
• 44	• 00	• RT4: 4"-3" Tapered Smooth	• 08' AG
		• RFP4: 4" Straight Fluted	• 10' AG
		• RP4: 4" Straight Smooth	• 12' AG
			• 14' AG

OPTIONS AVAILABLE

- SCO
- DCO
- GFI
- SCO/GFB
- FH
- DB Direct Burial
- SBA
- DBA
- SBAR
- DSPA
- DHPA
- HB Helix Burial
- PA478
- PCD
- SH
- SB
- WHK

POST CENTER CAP (If Required)

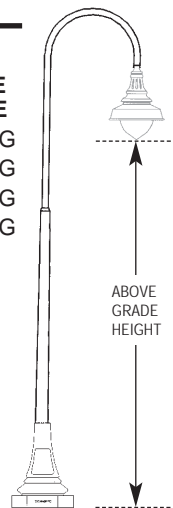
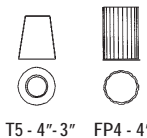
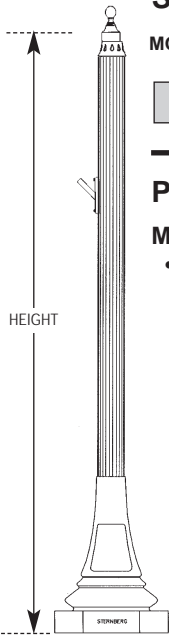
- BCC
- FCC
- SCC
- TFCC
- SSCC

FINISHES STANDARD

- BK Black
- VG Verde Green
- PG Park Green
- ABZ Arch Med Bronze
- SI Swedish Iron
- DB Dark Bronze








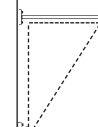







FINISHES CUSTOM

- WH White
- RT Rust
- CM Custom Match
- OI Old Iron
- TT Two Tone








OPTIONS AVAILABLE

See Accessories Section for more options and information

 <p>SCO - Single Convenience Outlet mounts in the pole</p>  <p>DCO - Double Convenience Outlet mounts in the pole</p>  <p>GFI - Ground Fault Interrupter mounts in the pole</p>  <p>SCO/GFB - SCO Mounts on pole, with Ground Fault Breaker <i>inside</i> base</p>  <p>FH - Flag Pole Holder mounts on the pole</p>	 <p>SBA - Single Banner Arm mounts on the pole</p>  <p>DBA - Double Banner Arms mount on same side of the pole</p>  <p>SBAR - Single Banner Arm and Ring</p>  <p>DSPA - Double Stepped Planter Arms mount on either side</p>  <p>DHPA - Double Hooked Planter Arms mount on either side</p>  <p>PA478 - Decorative Planter Arms with planter rings</p>	 <p>PCD - Photo Control mounts on door on pole</p>  <p>SH - Speaker Hub for mounting speaker, floodlight or signal</p>  <p>SB - Sign Bracket mounts on pole to hold signs</p>  <p>WHK - Wreath Hook mounts on pole to hold decorations</p>
--	--	--

POST CENTER CAPS (If Required)

	BCC - Ball Center Cap		SCC - Spiked Center Cap		SSCC - Side Spiked Center Cap
	FCC - Finial Center Cap		TFCC - Tall Finial Center Cap		