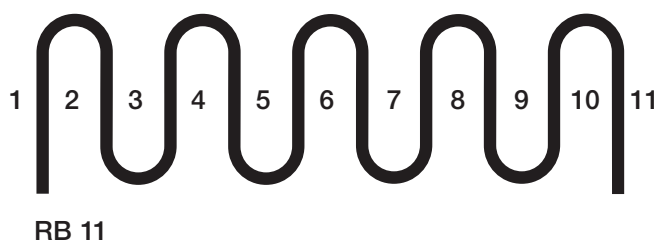
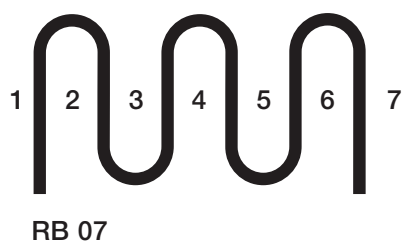
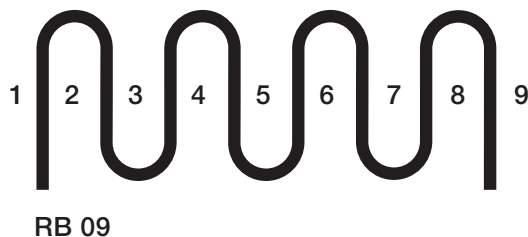
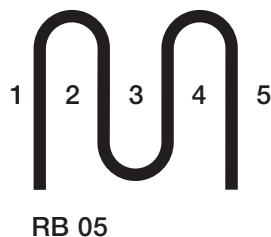


# The Original Ribbon® Rack—IDSA National Design Award Winner

## PERMANENT DESIGN COLLECTION—MUSEUM OF MODERN ART

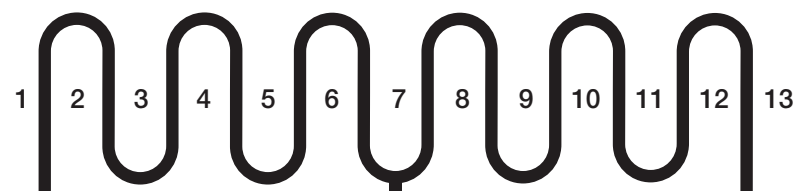
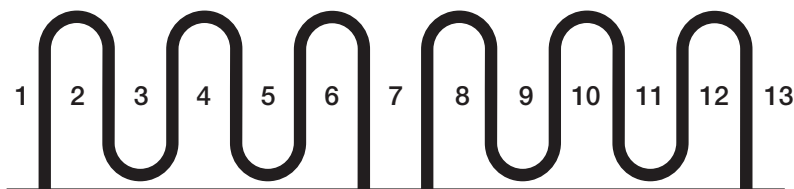
### Loading Pattern

The loading pattern of the Ribbon® Rack is one bicycle in each bend and one on each end.



### Making Ribbon® Racks Appear Continuous

By placing the Ribbon® Rack in a series, one foot on center, end to end, the racks will appear continuous. As the ends count as a space, one space is given up to achieve the continuous look. The example below shows how two 7-capacity racks can appear to be continuous and are equivalent to a 13-capacity unit.



A A A RIBBON BIKE RACK CO.  
Division of:  
BRANDIR INTERNATIONAL, INC.  
521 Fifth Avenue, 17th Floor  
New York NY 10175-1799 USA  
Phone: **800-849-3488**  
Email: [info@ribbonrack.com](mailto:info@ribbonrack.com)  
Web: [ribbonrack.com](http://ribbonrack.com)