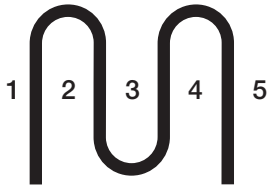


# The Original Ribbon® Rack—IDSA National Design Award Winner

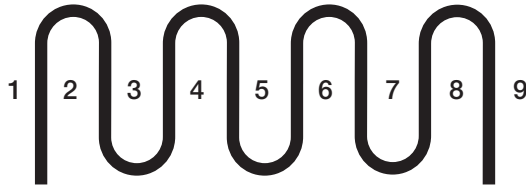
## PERMANENT DESIGN COLLECTION—MUSEUM OF MODERN ART

### Loading Pattern

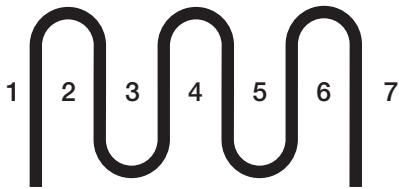
The loading pattern of the Ribbon® Rack is one bicycle in each bend and one on each end.



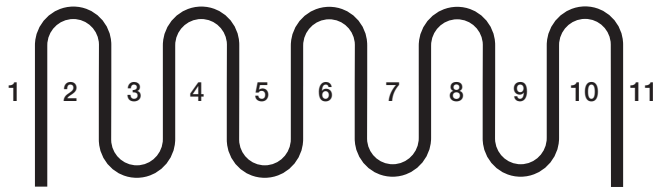
RB 05



RB 09



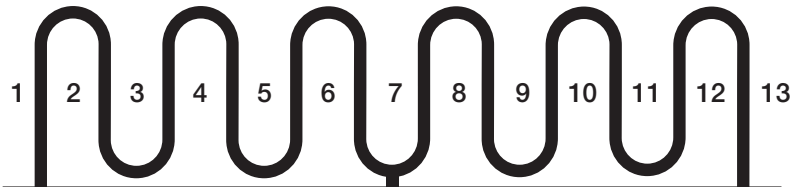
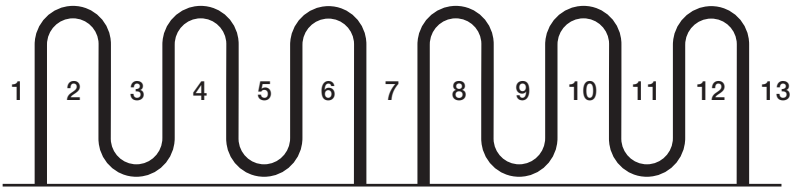
RB 07



RB 11

### Making Ribbon® Racks Appear Continuous

By placing the Ribbon® Rack in a series, one foot on center, end to end, the racks will appear continuous. As the ends count as a space, one space is given up to achieve the continuous look. The example below shows how two 7-capacity racks can appear to be continuous and are equivalent to a 13-capacity unit.



AAA RIBBON RACK CO.  
Division of:  
BRANDIR INTERNATIONAL, INC.  
521 Fifth Avenue, 17th Floor  
New York NY 10175-1799 USA  
Phone: 800-849-3488  
212-505-6500  
Fax: 212-505-6813  
[www.ribbonrack.com](http://www.ribbonrack.com)

©2007 Brandir International, Inc. Printed in U.S.A.