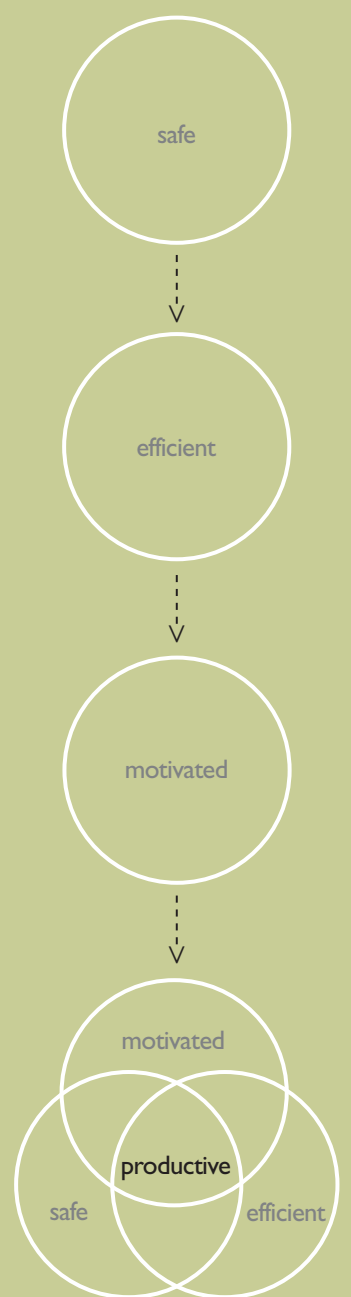


Johnsonite®

----> A Collection of Finishing Borders



We help create high-performance environments.



> The area where the floor meets the wall has traditionally been hidden with wall base. Its goal was to blend in and not be noticed. (Even when base is used for contrast, it has still been an afterthought.) We've spent the last decade reinventing and reimagining this interior element. The only thing left to do was rename it. And we did. We call it Finishing Borders.

And we make it available in more profiles, colors and finishes than anyone else. But our goal isn't just to create as many design options as possible. It's also to create new Finishing Border solutions that deliver a return on investment.

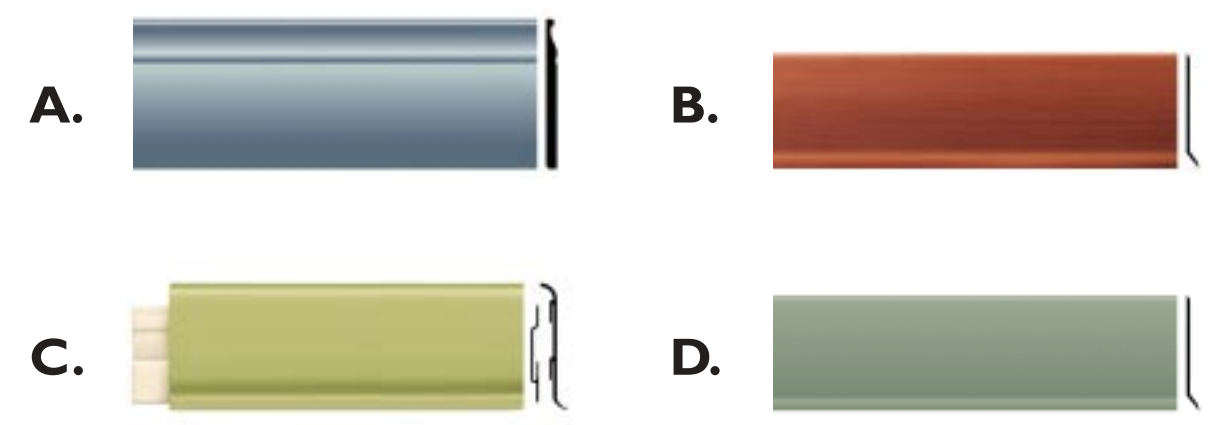
That's the New Value Proposition: every element in a space must deliver an economic return.

Take Millwork®. It looks as good as wood for half the cost and can dramatically reduce maintenance time. rePLACE® is an innovative demountable Finishing Border system that is replaceable, reusable and recyclable. And TightLock™ enhances ROI by reducing installation hassles and downtime.


So many possibilities. You can use Johnsonite Finishing Borders to be practical, bold, innovative, elegant, visionary, traditional, daring, casual, wild or calm.

To help you decide which personality type best fits your design style, take our 2-minute test.


**Q:** Which Finishing Border best reflects your personal management style?




**Q:** Which Finishing Border best represents happiness?




**Q:** If stranded on a deserted island, which Finishing Border would you prefer to wash ashore?




**Q:** If each Finishing Border represents a vacation destination, which would you choose?



**Q:** Each Finishing Border represents a client. For which would you most like to work?



**Q:** Which Finishing Border best reflects your image of a strong leader?



>  
open

## Who knew your Finishing Border choices could reveal your personality?

**Take the Johnsonite® Personality Test.**  
It's easy. It's fun. And it proves that there are hundreds of Johnsonite Finishing Border solutions to fit every personality type.

## The Johnsonite® Personality Test

It's time to add up your score.

A's = 1

B's = 2

C's = 3

D's = 4

Once you have your total, read about your personality type.

Johnsonite  
Personality Test




### How to determine your score

#### Total score: 6-10

##### Leader


You have a strong, simple design sense. Your ideas are persuasive and tend to create consensus. Your choices reflect a sense of grace and decorum. To find other examples that may appeal to you, check out the rest of this brochure.



#### Total score: 11-15

##### Visionary

You are bold and forceful. You have a tendency to make design statements, loud and clear. Your ideas inspire others. For you, Johnsonite offers unlimited design possibilities, with the industry's largest selection of colors and profiles. For proof, see the many options on the following pages.



#### Total score: 16-20

##### Innovator

You are an innovator. You tend to think outside the box and choose solutions that are not only new but also provide benefits others may not be so quick to recognize. To see other innovative solutions from Johnsonite, turn the page. Then keep turning. We offer dozens of innovative ideas.

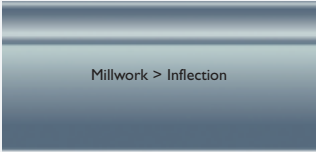


#### Total score: 21-24

##### Classicist

You believe design should transcend time. You prefer the classic over the trendy. You're a classicist. Lucky you. Johnsonite has so many rich, traditional choices, which you'll find on the following pages.

# High-performance solutions for high-performance environments



Millwork > Inflection



TightLock > Carpet



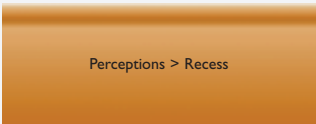
Perceptions > Spire



Millwork > Diplomat



Millwork > Ambassador



Perceptions > Recess





Traditional Wall Base > Silversmith Wall Art Pattern



TightLock > Resilient > Balsa Wall Art Pattern




Millwork > Diplomat



> Finishing Borders help complete the design of the space.



Traditional Wall Base



Millwork > Overlook



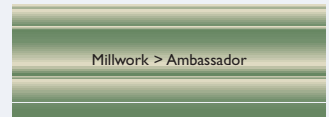
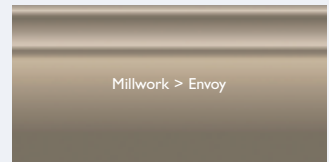
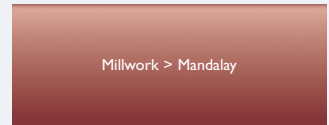
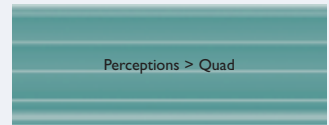
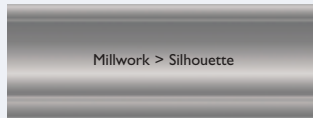
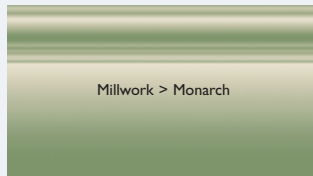
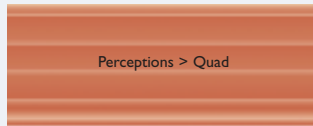


Millwork > Silhouette



Millwork > Monarch

# High-performance solutions for high-performance environments




Traditional Wall Base

Mil

> Finishing Borders complement other elements of the space.



Perceptions > Recess



Millwork > Outline

Perceptions > Spire

work > Attaché

Millwork > Overlook

# High-performance solutions for high-performance environments



Millwork > Diplomat




Millwork > Attaché



Millwork > Envy




Millwork > Outline




Millwork > Reveal



rePLACE > Gepetto



Traditional Wall Base



Millwork > Diplomat







> Finishing Borders  
can add dimension to  
any interior.



rePLACE > Restore



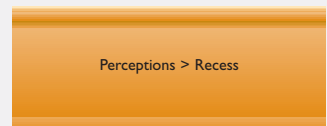
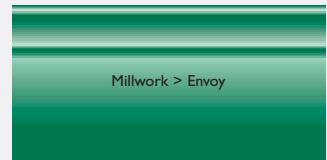
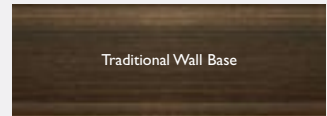
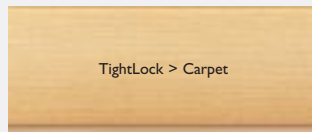

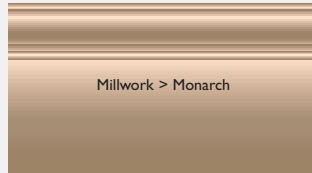


Perceptions > Recess



Perceptions > Quad

# High-performance solutions for high-performance environments




> Finishing Borders can be as subtle or as bold as you like.




Millwork > Attaché

V Millwork Contoured Wall Base



Millwork > Reveal



Perceptions > Recess

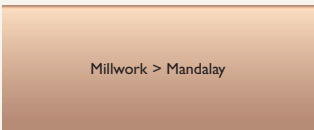
# High-performance solutions for high-performance environments



Millwork > Infection



Millwork > Attaché



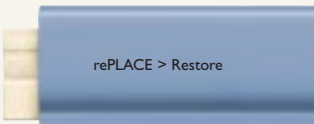
Millwork > Mandalay



Millwork > Diplomat



TightLock > Carpet



rePLACE > Restore




rePLACE > Restore



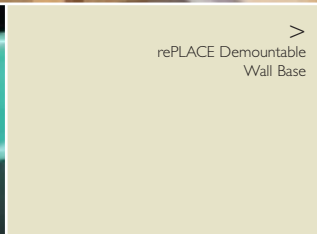
Millwork > Mandalay




Perceptions > Spire



rePLACE > Restore



>  
rePLACE Demountable  
Wall Base



rePLACE




rePLA


> Finishing Borders can provide a real return on investment.



Traditional Wall base



Perceptions > Recess



Traditional Wall Base






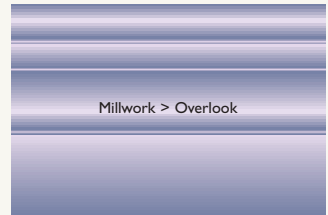
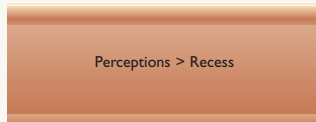
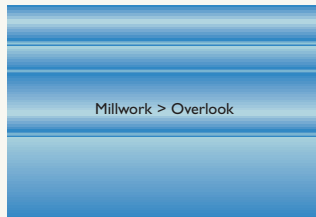
TightLock > Resilient  
> Silversmith Wall Art Pattern



Restore





# High-performance solutions for high-performance environments



> Finishing Borders can conform to irregular surfaces and gentle curves.



Perceptions > Quad



Millwork > Reveal




Millwork > Mandalay




Perceptions > Recess



Millwork > Mandalay



# High-performance solutions for high-performance environments



Traditional Wall Base



Millwork > Mandalay



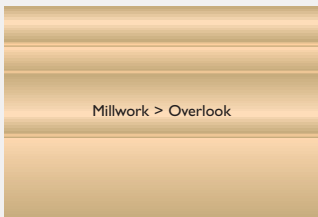
Perceptions > Spire



Millwork > Attaché



Millwork > Outline



Millwork > Overlook



Millwork > Attaché



Millwork > Envoy





Millwork > Reveal > Amber Cherry Wall Art Pattern.

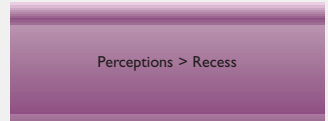

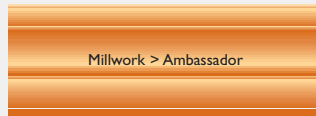
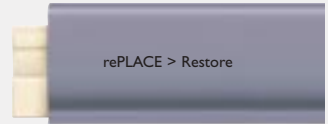




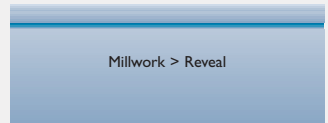
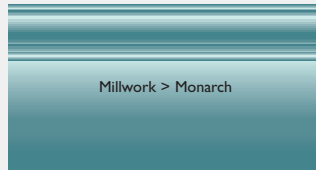
> Finishing Borders can dramatically reduce maintenance costs over wood mouldings.



# High-performance solutions for high-performance environments



Millwork Contoured Wall Base



Millwork > Ambassador



rePLACE > Tempo



rePLACE Demountable Wall Base



> Finishing Borders can add to the productivity of the space.



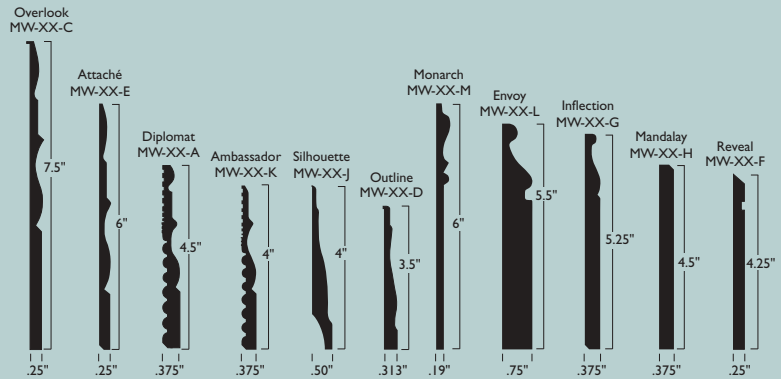
Millwork > Envoy



# Only Johnsonite has Finishing Borders to fit any personality.

## Millwork® Contoured Wall Base Collection

- 11 distinct profiles
- 2 self-stick finishing mouldings
- 8-foot lengths
- Easily conforms to gentle curves and irregular surfaces
- Eliminates priming, painting and finishing
- Non-fading surface, free of knots, grains and nail-heads
- Won't splinter, chip or absorb liquids
- Resists scratches, dents and stains
- Eliminates need to harvest lumber
- Installs with regular cove base adhesive

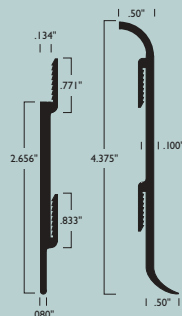


## rePLACE® U. S. Patent No. 6,122,872

### Demountable Wall Base Collection

- Track and base can be removed and reused
- Traditional and contemporary profiles
- Conceals low-voltage cables\*
- Prefabricated outside corners available
- Helps mask wall imperfections
- Damaged sections can be easily replaced
- Ideal for tenant improvement projects with tight budgets and timetables
- Can be recycled through RESTART™ materials reclamation program



\* Check local building codes.



> Finishing Borders can add to the productivity of the space.



Millwork > Envoy





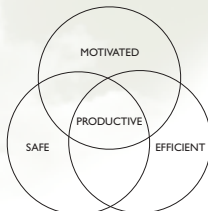
----> In addition to the industry's largest collection of Finishing Border options, we offer a complete line of rubber flooring, stairwell systems and transitions to complement the design of any space. Our goal is to help you create high-performance spaces that deliver a return on investment.

For more information, visit [www.johnsonite.com](http://www.johnsonite.com) or call us at 800.899.8916.



**Johnsonite®**  
*Flooring Solutions to Integrate Design & Life-Safety*

USA: (800) 899-8916 Fax (440) 543-8920  
 Canada: (800) 661-2162 Fax (519) 747-9155  
[www.johnsonite.com](http://www.johnsonite.com)  
 e-mail: [info@johnsonite.com](mailto:info@johnsonite.com)



Johnsonite® can help create high-performance environments by enhancing resource and human productivity.