



08.71.00.14/PEM
BuyLine 1889


ASSA ABLOY

Sliding & Folding Door Hardware Innovations

**MULTIDIRECTIONAL
SYSTEMS**

**CURVED TRACK
SYSTEMS**

**GLASS DOOR
SYSTEMS**




www.pemko.com

HUSKY

SLIDING & FOLDING DOOR SYSTEMS




ASSA ABLOY



Elegant sliding panels are effortless with the **Husky Sliding 200** system. Perfect for use as a door track or for creating beautiful, versatile room dividers. The **Sliding 200** system's unique nylon-bodied needle-bearing hanger provides faultlessly smooth, quiet-rolling support for doors up to 200 pounds total weight.

Concealed fixing gives the **Husky Folding 100** system a clean profile ideal for even the most visible high-end residential timber, timber-framed or composite folding door applications. When folded, doors stack unobtrusively at one or both sides of the opening. Smooth, silently rolling hangers support door weights of up to 100 pounds.



SUITABLE FOR:

- W** WOOD / WOOD-FRAMED DOORS & PANELS
- C** COMPOSITE DOORS AND PANELS
- M** METAL DOORS AND PANELS
- D** DOOR WEIGHTS UP TO 200 POUNDS (SLIDING)
DOOR WEIGHTS UP TO 100 POUNDS (FOLDING)

POCKET FRAME KIT

POCKET DOOR HARDWARE



Place attractive, space-saving pocket doors anywhere with ease! Simply install your door with our **PFK Pocket Frame Kit** for a sturdy, efficient sliding divider.

Engineered to provide enduring performance for doors up to 200 pounds, the **Pocket Frame Kit** features extruded aluminum-reinforced studs to minimize bowing and a non-rusting extruded aluminum track. Unique sealed housing keeps the needle-bearing door hanger clean and dust-free for consistently smooth, soundless operation.


SUITABLE FOR:

- W** WOOD / WOOD-FRAMED DOORS & PANELS
- C** COMPOSITE DOORS AND PANELS
- M** METAL DOORS AND PANELS
- D** DOOR WEIGHTS UP TO 200 POUNDS



280SWTKIT

SIDE-MOUNT SLIDING PANEL SYSTEM




Pemko's **280SWTKIT** side-mount sliding track system is precision-made to mount quickly and provide years of faultless operation. Whether you're hanging a brand-new door or retrofitting a malfunctioning track, the **280SWTKIT** is your ideal choice.

The track's built-in mounting feature attaches the 280SWT track quickly to any wall without the need for separate brackets. Fascia snaps on in seconds for an attractive protective cover, keeping the nylon-bodied needle bearing hanger free of dust and dirt for everlasting smooth operation.

SUITABLE FOR:

- W** WOOD / WOOD-FRAMED DOORS & PANELS
- C** COMPOSITE DOORS AND PANELS
- M** METAL DOORS AND PANELS
- D** DOOR WEIGHTS UP TO 200 POUNDS

290SWTKIT comes in 6-foot and 8-foot track/fascia lengths and includes the track, fascia, end plates, hanger, clip stops and nylon door bottom guide. Optional aluminum floor channel and roller guides may be ordered separately.



Track with fascia and endplates installed

MULTI-DIRECTIONAL SLIDING SYSTEMS

FLEXIROL



SUITABLE FOR:

- W** WOOD / WOOD-FRAMED DOORS & PANELS
- G** GLASS DOORS AND PANELS
- A** ALUMINUM DOORS AND PANELS
- D** DOOR WEIGHTS FROM 200 TO 4,400 POUNDS

Introducing aesthetically pleasing aluminum track and hanger systems that can accommodate 90° & 135° movement and stacking - **Flexirol** Systems!

Architectural flexibility allows for wood, glass and aluminum framed doors to be independently designed to the gear system. Folding systems can carry door leaves weighing up to 275 lbs. while the straight sliding gear system will accommodate doors up to 1100 lbs. The glass door system has extruded aluminum profiles which will carry 3/8" to 1/2" tempered or laminated security glass.

Flexirol is ideally suited to all types of installations - hotels, conference centers, storefronts, and hospitals, or any other site which demands good looks and practicality from a sliding gear system. The white powder coated aluminum track can be painted to match interior colors and ceilings.



SLIDING GLASS PANEL SYSTEM

PACER GLASS



SUITABLE FOR:

- G** GLASS DOORS AND PANELS
- D** DOOR WEIGHTS UP TO 285 POUNDS

The **Pacer Glass Door System** accommodates both sliding and fixed door panels, making it ideal for use with interior dividers in offices and shops, modern buildings and complexes.

Pacer track can be either soffit or face mounted and is designed to complement the various options available. Supplied in standard lengths up to 16'5" or 197", the track can be trimmed on site if required.

For quick and easy assembly, Pacer hangers clamp directly to the edge of a toughened glass panel which requires no special machining. Hangers offer a choice of either 165 lbs. or 285 lbs. load bearing capacity, both able to support glass panels of 3/8" and 1/2" thickness.



EXTERIOR FOLDING DOORS

PACER EXTERNAL



SUITABLE FOR:

- W** WOOD / WOOD-FRAMED DOORS & PANELS
- A** ALUMINUM DOORS AND PANELS
- D** DOOR WEIGHTS UP TO 264 POUNDS

The sheer number of building facades and storefronts which are constructed using aluminum, mostly in extruded form, provide ample evidence as to its outstanding popularity and versatility.

For this reason, the **Pacer External Folding System** has been specifically developed for use with aluminum doors, and features many components designed to perfectly complement both aluminum and wood door constructions.

The system includes corrosion-resistant hanger bodies and aluminum track, satin-anodized aluminum hinges and guide channels.




SPECIALTY

SLIDING & FOLDING /
ROUND-THE-CORNER DOOR HARDWARE

All systems are supplied as a complete set including support brackets and track, hangers, guides, channels, pulls, hinges, bolts and a full range of accessories.

TOP-HUNG HARDWARE




STRAIGHT SLIDING

For straight-sliding doors of wood or metal construction, suitable for industrial and commercial applications with single or double lines of track. Use where the structure will support the weight of the doors. Available for door weights of 200 pounds up to 4,400 pounds.

SUITABLE FOR:

- W** WOOD / WOOD-FRAMED DOORS & PANELS
- M** METAL DOORS AND PANELS
- DOOR WEIGHTS FROM 200 TO 4,400 POUNDS

MEDIUM-DUTY BOTTOM ROLLER HARDWARE



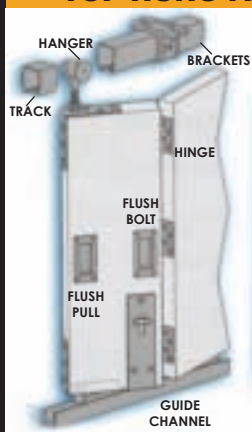
MANSION & MAJESTIC

For straight-sliding doors of wood or metal construction, designed for sliding partitions, picture windows, fully glazed patio or showroom doors. Use where the structure will support the weight of the doors. Available for door weights of 120 pounds up to 600 pounds.

SUITABLE FOR:

- W** WOOD / WOOD-FRAMED DOORS & PANELS
- M** METAL DOORS AND PANELS
- DOOR WEIGHTS FROM 120 TO 600 POUNDS

TOP-HUNG PARTITION HARDWARE



COUNCIL

For end-folding doors of wood or metal construction. Suitable for residential, commercial, industrial and public buildings. Only the neat flush pulls and bolts are visible on the face of the screen. Available for door weights of 80 pounds up to 180 pounds.

SUITABLE FOR:

- W** WOOD / WOOD-FRAMED DOORS & PANELS
- M** METAL DOORS AND PANELS
- DOOR WEIGHTS FROM 80 TO 180 POUNDS

TOP-HUNG "ROUND THE CORNER" HARDWARE



TANGENT

For wood or metal doors. Unique curved track allows unparalleled design flexibility. Panels slide smoothly around corners to instantly create dividers anywhere; doors slide completely clear of the opening and park neatly along the side walls. Available for door weights from 80 pounds up to 180 pounds.

SUITABLE FOR:

- W** WOOD / WOOD-FRAMED DOORS & PANELS
- M** METAL DOORS AND PANELS
- DOOR WEIGHTS FROM 80 TO 180 POUNDS

STAINLESS

STAINLESS STEEL SLIDING DOOR HARDWARE



DURABLE AND HYGIENIC

Ideally suited to areas exposed to extreme levels of corrosive elements or where stringent hygiene criteria must be met. Manufactured from the highest quality stainless steel and incorporating advanced polymers, our **Stainless** hardware line offers optimal performance and corrosion resistance. Recommended for applications including chemical factories, oil rigs, cold storage, food processing plants and areas exposed to salt water.



 **PEMKO**
ASSA ABLOY

www.pemko.com

VENTURA, CA (800) 283-9988

MEMPHIS, TN (800) 824-3018

VANCOUVER, B.C. (877) 535-7888

TORONTO, ON (866) 243-9816