



  
**Gerkin**<sup>™</sup>  
WINDOWS & DOORS

**COMFORT** SERIES<sup>®</sup>  
VINYL PRODUCTS





# Gerkin

## COMFORT SERIES®

At Gerkin, our mission is to design, manufacture and deliver the highest quality, most value priced window and door products available, with a high degree of service. In short, it is our intent to offer you the most for your money.

In fulfilling this mission, we blend new material technology with innovative manufacturing processes. This allows us to create a thermally efficient, low maintenance, consumer-friendly window and door products that enhance the beauty of your home or building project. And because your time is important, we build only maintenance-free windows that need no painting, scraping or staining.



**COMFORT SERIES®**  
VINYL PRODUCTS

## CONTENTS

Comfort Series®	1-2
6000 Horizontal Slider	3-4
6100 Single Hung	5-6
Home Gallery	7-8
4800 Double Hung	9-10
4300 Casement	11-12
4400 Sliding Patio Doors	13-14
Home Gallery	15-16
4600 Swinging Patio Doors	17-18
Specialty Shapes	19-20
Accessories	21-22





## A BETTER PRODUCT AND A BETTER VALUE

With over 80 years of manufacturing experience and expertise, we bring you the quality, maintenance-free products you demand and deserve. Here are just some of the reasons why we believe Gerkin offers a better product and a better value for you:

1. Gerkin Comfort Series® vinyl products are made from multi-chambered rigid UPVC vinyl extrusion, produced by one of the best extrusion companies in North America. Our vinyl is formulated to meet the wide temperature range, variations and conditions of our continent.
2. Our vinyl windows are designed to be used in both new construction and replacement projects. We offer a variety of different interior and exterior options and accessories to meet your specific product needs.
3. We manufacture Super Spacer® insulated glass for all our windows. Super Spacer® is a "warm edge" technology spacer used to make insulated glass that reduces heat loss and has reduced conductivity of cold into your home. Warm edge Super Spacer® insulated units are less conductive and are more energy efficient than aluminum spaced insulated glass. They also offer better condensation resistance, so you're less likely to see fogged or sweating glass in your home. We make Super Spacer® insulated units in clear, tinted or LoE<sup>3</sup> high performance window lites.
4. Our LoE<sup>3</sup> high performance insulated glass offers many advantages over clear insulated or insulated tinted window glass. We use Cardinal's Soft Coat LoE<sup>3</sup> to make our insulated units. High performance glass is definitely one of the most important options in buying windows today. LoE<sup>3</sup> will save you significantly on your energy bills by delivering a 98% performance improvement in winter night time insulation compared to clear insulated glass. LoE<sup>3</sup> blocks most of the harmful sun's rays from coming into your house. These are the ultraviolet rays that harm people and fade furniture and carpeting. In the summer the sun's heat is reflected away from your house by the LoE<sup>3</sup> and in the winter the heat is reflected by the glass back into your home. The performance and energy savings will pay for the extra cost of the LoE<sup>3</sup> glass in a few years. After that, the energy savings go into your pocket well into the 21st century.
5. At Gerkin, we go to great extremes to make sure our window and door products are the best they can be. Our products are tested by independent laboratories to ensure quality and performance. Our windows and doors are rated and certified by two independent organizations-The American Architectural Manufacturers Association (AAMA) and the National Fenestration Rating Council (NFRC). Our Gerkin vinyl windows also carry the Energy Star label from the Environmental Protection Agency and the U.S. Department of Energy. The Energy Star program and labels help consumers identify products that save energy.





# 6000 HORIZONTAL SLIDER

Gerkin has long been known for building the best sliding windows on the market! With our long history in building this style window, we have perfected the performance of this window to the envy of our competition! The 6000 slider is tighter than many of our competitor's best performing casement style windows!

No other style window can offer the overall value in performance and cost as can the 6000 series slider. The 6000 slider is our most value priced window, but offers terrific performance with an incredibly low .04 air infiltration rate. The 6500 window compliments the 6000 slider as a stand alone fixed window or can be used to mull fixed and specialty shapes in order to create custom configurations.



We have meticulously designed this window to work with unmatched performance under extreme conditions. We have multiple chambers of vinyl along with areas of extruded aluminum reinforcement and double strength glass. This window really shows its' strength and performance under the harshest of conditions.

This stylish 2 1/2" slimline design has a beveled frame profile, fusion welded sash and frame corners and twin weather seals. The 6000 glides easily on two sets of tandem rollers and closes into a fully interlocked frame.

If you're looking for a terrific appearance, great performance, easy operation and low maintenance all at a very reasonable cost, the 6000 slider is a great choice!



# 6000

## HORIZONTAL SLIDER FEATURES

- 1 Double Weatherstripping:** Twin fin-seal weatherstripping provides a single fin seal on the sash sealing the exterior and a single fin-seal in the frame sealing the interior.
  - 2 Interlock:** The 6000 has a full interlock with fin-seal weatherstripping at the meeting rail providing a positive seal.
  - 3 Hardware:** The 6000 operates on two sets of smooth rolling tandem nylon rollers. The sash pull rail is an integral part of the sash frame. The sash locks into an aluminum stiffened meeting rail.
  - 4 Aluminum Reinforced Sash:** Gerkin reinforces the interlock rail of the sash and frame with extruded aluminum in order to reduce deflection and produce better overall window ratings.
  - 5 Weep System:** We utilize a staggered sill weep system with flush weep covers. This design provides excellent water drainage and air infiltration performance.
  - 6 Extruded Screen Frame:** Gerkin offers more strength in its screen frame in order to give more reliability in screen durability. The screen is removable without removing the sash.
  - 7 Frame:** 2 1/2" frame depth and a slimline beveled frame design provide strength, beauty, and easy installation. Our frame and sash are fully fusion welded extruded UPVC.
  - 8 Outside Glazed Sash:** The exterior glazing on the sash gives a smooth inside appearance. The fixed portion of the slider is interior glazed for easier glass replacement.
- **Easier Sash Removal:** The 6000 offers plenty of extra clearance under the rollers for sash removal.
  - The 6000 slider comes with 3/4" insulated clear or argon filled LoE<sup>3</sup> high performance glass. Double LoE or laminate glass options are also available.



# 6000

## Super Spacer<sup>®</sup>

### HORIZONTAL TEST RESULTS



NFRC TEST RESULTS	
U-VALUE	.29
SOLAR HEAT GAIN COEFFICIENT	.22
VISIBLE LIGHT TRANSMITTANCE	.51
CONDENSATION RESISTANCE	60

THERMAL VALUE w/ 3/4" IGU w/1/8" 366/ARGON/1/8" CLEAR - NO MUNTINS



AAMA TEST RESULTS	TEST WINDOW	
	3 Equal Lite 108" X 54"	2 Equal Lite 72" X 60"
AIR INFILTRATION	.05 cfm/sq.ft.	.04 cfm/sq.ft.
WATER	5.43 psf	5.43 psf
STRUCTURAL	52.5 psf	52.5 psf
INDOOR / OUTDOOR SOUND TRANSMISSION CLASS	28	28
SOUND TRANSMISSION CLASS (w/ 1/4 LAM X 1/8 A)	32	32
AAMA RATING	R-PG35-HS	LC-PG35-HS



TESTED AND CERTIFIED TO AAMA/WDMA/CSA 101/I.S.2/A440-05 & A440-08  
 U-VALUE/SHGC/VT/CRF TESTED TO NFRC 100/200/500





**COMFORT** SERIES®  
VINYL PRODUCTS

# 6100

## SINGLE HUNG

The Comfort Series model 6100 single hung is a new generation window for Gerkin! After a decade of proven performance with our single hung, we found a way to make it even better! Here at Gerkin, we only make changes in our product to ensure better performance. Many competitors are working hard at seeing how cheap they can build a single hung. We believe our customers want a great value of quality and price. That's why we build our windows to perform among the best in the industry. The 6500 window compliments the 6100 single hung as a stand alone fixed window or can be used to mull fixed and specialty shapes in order to create custom configurations.



The 6100 is highlighted by the use of a stylish 2 1/2" beveled frame design, fusion welded sash and frame and triple weather seals. We have designed this window to perform at a very high level through the use of multiple vinyl chambers, internal aluminum reinforcements, heavy-duty block and tackle balances as well as warm edge technology glass! If you're looking for a high performance single hung window with easy operation and low maintenance all at a great value, look no further than the Comfort Series 6100!





# 6100

## SINGLE HUNG FEATURES

- 1** Multiple Seal Weatherstripping: Triple fin-seal weatherstripping on the sash with additional weatherstripping at the interlock provides a tight air and water seal.
  - 2** Interlock: The 6100 has a full interlock with fin seal weatherstripping at the meeting rail. Its design provides a positive seal and easy operating engagement.
  - 3** Hardware: The 6100 operates on a smooth operating block and tackle balance system. The tilt latches are recessed into the sash for a more attractive appearance.
  - 4** Aluminum Reinforced Sash: The sash is reinforced with extruded aluminum stiffeners in the full perimeter of the sash. The sash is also exterior glazed for a more attractive appearance on the interior.
  - 5** Sloped Sill Design: Our single hung utilizes a fully sloped, weepless sill design. This provides for excellent drainage and air infiltration performance. Plus there's no weeps to get plugged!
  - 6** Extruded Screen Frame: Gerkin offers more strength in its screen frame in order to give more reliability in screen durability. The screen is removable without removing the sash.
  - 7** Frame: 2 1/2" frame depth and a slimline design with exterior bevels provide strength and beauty. Our frame and sash are fully fusion welded extruded UPVC.
- The 6100 single hung comes with 3/4" insulated clear or argon filled LoE<sup>3</sup> high performance glass. Double LoE or laminate glass options are also available.



# 6100

## Super Spacer®

## SINGLE HUNG TEST RESULTS



NFRC TEST RESULTS	
U-VALUE	.30
SOLAR HEAT GAIN COEFFICIENT	.22
VISIBLE LIGHT TRANSMITTANCE	.51
CONDENSATION RESISTANCE	58

THERMAL VALUE w/ 1/8" 366/ARGON/ 1/8" CLEAR - NO MUNTINS



AAMA TEST RESULTS	TEST WINDOW	
	2 Equal Lite 48" X 60"	2 Equal Lite 44" X 77"
AIR INFILTRATION	.05 cfm/sq.ft.	.06 cfm/sq.ft.
WATER	6.0 psf	6.0 psf
STRUCTURAL	60 psf	60 psf
INDOOR / OUTDOOR SOUND TRANSMISSION CLASS	28	28
SOUND TRANSMISSION CLASS (w/ 1/4 LAM X 1/8 A)	33	33
AAMA RATING	LC-PG40-H	LC-PG40-H



TESTED AND CERTIFIED TO AAMA/WDMA/CSA 101/I.S.2/A440-05 & A440-08  
 U-VALUE/SHGC/VT/CRF TESTED TO NFRC 100/200/500



# Gerkin

## HOME GALLERY

Every home deserves a personality. Whether you're striving for dignified, charming, rustic or modern, nothing brings the look of your home together quite like windows. That's why Gerkin makes an entire line of specialty shaped and detailed windows. Our products allow you to express your individuality and make your home unique. Besides our selection of specialty shapes, we can also customize your windows to any size or shape you desire. So start dreaming...our designs are only limited to your imagination!

**COMFORT** SERIES®  
VINYL PRODUCTS









# 4800 DOUBLE HUNG

Are you looking for a lot of ventilation, but don't want to sacrifice performance...then take a good look at the Comfort Series 4800 double hung. The 4800 is quite possibly the tightest double hung of any double hung made today!

Our double hung features a patented "candy cane" operating jamb stop which seals the ends of the interlock rail and the face of the lower sash with perfection! No other double hung has it. To compliment this patented performance, we have included three or more weather seals in every area where the sash makes a connection with the frame, including the interlock. The 4800 fixed window compliments the 4800 double hung as a stand alone fixed window or can be used to mull fixed and specialty shapes in order to create custom configurations.



**COMFORT** SERIES®  
VINYL PRODUCTS



Gerkin traditionally seeks to build in long-term performance with all windows and doors. That's why we use multi-chambered fusion welded vinyl along with multiple areas of internal aluminum reinforcements. The 4800 works best when the weather conditions are at their worst. All sash members have full perimeter internal aluminum reinforcements. This extra structure restricts sash deflection under strong wind loads and thus allows all three weather seals to stay firmly connected for unsurpassed performance!

Before a double hung window is to be considered a great window, it first must operate like a champ! That's why we offer "assist operated" block and tackle balances for easy opening and closing as well as easy tilt sashes for effortless cleaning.

The appearance of this window will impress all who see it! It's slimline beveled frame appearance and equal lite sash offers maximum open viewing.

Whether it's a replacement window you need or a window for an addition or new home, the 4800 double hung offers all the bells and whistles along with great performance that you would expect from Gerkin and then some!



# 4800

## DOUBLE HUNG FEATURES

- 1 Triple Weatherstripping:** The 4800 sash has triple weatherstripping as does the sash interlock providing for a very tight window.
  - 2 One Piece Sloped Sill:** Our double hung utilizes a fully sloped, weepless sill design. This provides for excellent drainage and air infiltration performance. Plus there's no weeps to get plugged!
  - 3 Patented Jamb Design:** Our "Candy Cane" jamb design allows a full jamb-to-jamb interlock and equal dimensional sashes with a clean traditional appearance.
  - 4 Hardware:** Both sashes tilt in for cleaning and operate on our easy glide block and tackle balance system. Our color matched locking mechanism locks into extruded aluminum stiffened upper sash for solid strength and security. Anti-spread pivot bars on the sashes and a unique installation strap make it difficult to spread the jambs during installation.
  - 5 Aluminum Reinforcement:** Both sashes are reinforced with extruded aluminum stiffeners in the full perimeter of the sash. The sill is also reinforced with an aluminum stiffener.
  - 6 Extruded Screen Frame:** Our double hung utilizes an extruded frame screen with a standard reinforcing bar in the middle. The screen overlaps the window frame to provide a solid, bug free seal.
  - 7 Frame:** The 3-1/4" frame depth makes the 4800 ideal for new construction and retrofit applications. This unit's slimline beveled frame design gives it a stylish look inside and out. The 4800 double hung window is fully fusion welded extruded UPVC.
- The 4800 double hung comes with 3/4" insulated clear or argon filled LoE<sup>3</sup> high performance glass. Double LoE or laminate glass options are also available.



# 4800

## DOUBLE HUNG TEST RESULTS

*Super Spacer*<sup>®</sup>



NFRC TEST RESULTS	
U-VALUE	.30
SOLAR HEAT GAIN COEFFICIENT	.22
VISIBLE LIGHT TRANSMITTANCE	.50
CONDENSATION RESISTANCE	59

THERMAL VALUE w/ 1/8" 366/ARGON/ 1/8" CLEAR - NO MUNTINS



AAMA TEST RESULTS	TEST WINDOW	
	2 Equal Lite 48" X 72"	2 Equal Lite 44" X 60"
AIR INFILTRATION	.05 cfm/sq.ft.	.05 cfm/sq.ft.
WATER	5.25 psf	7.5 psf
STRUCTURAL	52.5 psf	75 psf
INDOOR / OUTDOOR SOUND TRANSMISSION CLASS	28	28
SOUND TRANSMISSION CLASS (w/ 1/4 LAM X 1/8 A)	34	34
AAMA RATING	LC-PG35-H	LC-PG50-H w/dam riser



TESTED AND CERTIFIED TO AAMA/WDMA/CSA 101/I.S.2/A440-05 & A440-08  
U-VALUE/SHGC/VT/CRF TESTED TO NFRC 100/200/500



# 4300 CASEMENT

When you're looking for the best of the best, the Comfort Series 4300 casement windows can't be beat! These windows are the envy of our competition since our casements have air infiltration ratings that are tighter than some of our competitor's fixed windows!

One of the most important features of the casement window is the operating mechanism. After all, if the window doesn't open and close with ease, it won't be a customer favorite. That's why we installed roto crank hardware with unbelievable leverage and power. The days of sticking sashes are gone with this hardware! We also include a foldaway handle, which is standard on all casements. The 4700 fixed window compliments the 4300 casement as a stand alone fixed window or can be used to mull fixed and specialty shapes in order to create custom configurations.



**COMFORT** SERIES®  
VINYL PRODUCTS



With twenty-one chambers of fusion-welded vinyl, this casement has uncommon strength, warmth and overall long-term performance characteristics. We seal the 4300 with two heavy compression bulbs and a third secondary exterior seal that seals out the weather before the interior compression seals even have to work!

To ensure the tightest possible full perimeter seal, we use a multi-point lock system along with interlocking hinge side locks. If you're looking for a weakness in this window, you won't find one!

The 4300 will impress the most discriminating customer. For the best in performance and operation, the 4300 Comfort Series casement is the ultimate choice!





# 4300

## CASEMENT FEATURES

- 1 Triple-Seal Weatherstripping:** Two compression bulb seals and one fin-seal weatherstrip provide the best seal in the market.
  - 2 Multi-Point Locking:** Our convenient locking handle will lock the sash in 2-4 locations (depending on sash height) pulling the sash in tight and true to the frame.
  - 3 Hardware:** We use Truth's Maxim Roto Crank hardware with folding, self-nesting crank handle. This is the finest hardware available and offers an easy, tight operation with no extra "play" when opening and closing the sash. The cranking power and leverage in all positions are the best of any hardware available.
  - 4 Frame:** Our casement has a 3 1/4" frame depth with a slimline frame profile. The frame and sash are fully fusion welded extruded UPVC.
- The 4300 casement comes with 3/4" insulated clear or argon filled LoE<sup>3</sup> high performance glass. Triple glazed, Double LoE or laminate glass options are also available.

To view our wi (wood interior) series visit [gerkin.com](http://gerkin.com).

# 4300

## CASEMENT TEST RESULTS

*Super Spacer®*



### NFRC TEST RESULTS

U-VALUE	.25 <sup>1</sup>	.21 - Triple Glaze <sup>2</sup>
SOLAR HEAT GAIN COEFFICIENT	.19 <sup>1</sup>	.17 - Triple Glaze <sup>2</sup>
VISIBLE LIGHT TRANSMITTANCE	.43 <sup>1</sup>	.38 - Triple Glaze <sup>2</sup>
CONDENSATION RESISTANCE	62 <sup>1</sup>	68 - Triple Glaze <sup>2</sup>

<sup>1</sup>THERMAL VALUE w/ 3/4" OA 1/8" 366/ARGON/ 1/8" CLEAR - NO MUNTINS

<sup>2</sup>THERMAL VALUE w/ 1-3/8" OA 5/32" 366/ARGON/ 5/32" CLEAR/ARGON 5/32" CLEAR - NO MUNTINS




### AAMA TEST RESULTS

#### TEST WINDOW

	1 Lite 24" X 48"	1 Lite 32" X 60"	1 Lite 36" X 72"
AIR INFILTRATION	.02 cfm/sq.ft.	.02 cfm/sq.ft.	.02 cfm/sq.ft.
WATER	12 psf	12 psf	6.75 psf
STRUCTURAL	135 psf	75 psf	60 psf
INDOOR / OUTDOOR SOUND TRANSMISSION CLASS	27	27	27
SOUND TRANSMISSION CLASS (w/ 1/4 LAM X 1/8 A)	33	33	33
AAMA RATING	CW-PG90-C	CW-PG50-C	CW-PG40-C



TESTED AND CERTIFIED TO AAMA/WDMA/CSA 101/I.S.2/A440-05 & A440-08  
U-VALUE/SHGC/VT/CRF TESTED TO NFRC 100/200/500





# 4400 SLIDING GLASS DOOR

The Comfort Series 4400 sliding glass door has been transformed from a great door to being an unbelievable door! Our second-generation door has even surprised those who are not easily impressed. We wanted a door that out shines all other sliding doors in weather tightness, ease of operation and long-term high performance. We got what we were looking for. This door features unbelievable strength against the elements with multiple areas of heavy internal aluminum reinforcements and multi-chambered fusion welded vinyl. Fixed transoms and side lites are also available for the 4400 patio door.



Operation is a breeze with four adjustable ball bearing stainless steel rollers. The sash snugly interlocks into the mainframe with dual mylar fin weather seals. Our door hardware offers elegant looking color matched painted, brass, pewter or oil rubbed bronze finish options. No details are left out on this door! No matter which way the wind is blowing, the dual weather seals will always be fully connected!

If you've ever wanted a patio door from your bedroom on to a deck but were concerned about it being to drafty and cold....your worries are over! This door will perform at the highest levels to keep you warm on cold winter nights and offer terrific viewing all year long!


Whether you're looking for great viewing, easy operation or long-term performance, the Comfort Series 4400 sliding glass door is an unbeatable value!





# 4400 SLIDING GLASS DOOR FEATURES

- 1** We utilize an XO or OX design with the non-operating lite glazed directly into the fully fusion welded extruded UPVC 4 5/8" frame. This enhances air infiltration performance and cuts installation time substantially.
  - 2** Double Weatherstripping: Twin fin-seal weatherstripping provides a tight seal at the operator panel.
  - 3** Aluminum Sill Cap: Our UPVC sill is enhanced with a heavy duty extruded aluminum cap. This makes the entire area more durable, for years of maintenance free use.
  - 4** Hardware: Heavy-duty color matched hardware is standard. Brass, pewter or oil rubbed bronze hardware and keyed cylinder locks or painted 2-point locks are available options. Our sash operates on adjustable heavy duty, stainless steel ball bearing rollers.
  - 5** Aluminum Stiffeners: Our 4400 door houses a tubular aluminum-reinforced extrusion at the vertical meeting rail and vertical sash styles. We also have a galvanized stiffener in the mainframe head. This provides outstanding structural integrity and eliminates header sag, common in other vinyl doors.
  - 6** Full Interlock: Our 4400 is fully interlocked at the vertical meeting rail and weatherstripped with fin-seal. Its flared interlock design provides for a solid fit at the meeting rail.
- The 4400 Sliding glass door comes with 1" insulated clear or argon filled LoE<sup>3</sup> high performance glass. Double LoE or laminate glass options are also available.



# 4400 Super Spacer<sup>®</sup> SLIDING DOOR TEST RESULTS



## NFRC TEST RESULTS

U-VALUE	.29
SOLAR HEAT GAIN COEFFICIENT	.23
VISIBLE LIGHT TRANSMITTANCE	.54
CONDENSATION RESISTANCE FACTOR	59

THERMAL VALUE w/ 1" OA 1/8" 366/ARGON/ 1/8" CLEAR - NO MUNTINS



## AAMA TEST RESULTS

AAMA TEST RESULTS	TEST DOOR
	2 Equal Lite 95-1/2" X 95-1/2"
AIR INFILTRATION	.05 cfm/sq.ft.
WATER	4.5 psf
STRUCTURAL	45 psf
INDOOR / OUTDOOR SOUND TRANSMISSION CLASS	28
SOUND TRANSMISSION CLASS (w/ 1/4 LAM X 1/8 A)	34
AAMA RATING	LC-PG30-SD



TESTED AND CERTIFIED TO AAMA/WDMA/CSA 101/I.S.2/A440-05 & A440-08  
 U-VALUE/SHGC/VT/CRF TESTED TO NFRC 100/200/500



# Gerkin

## HOME GALLERY

At Gerkin, we build each window with a special attention to detail. We offer customized windows and doors for just the right look on your project. Whether it is a special size, shape or configuration, Gerkin will build your windows and doors just the way you like it. Every project offers a unique expression about it's designer. With Gerkin, your design can become a reality. When your looking for great performance, customized to fit your personality...look no further than Gerkin!

**COMFORT** SERIES®  
VINYL PRODUCTS









# Gerkin

## SPECIALTY SHAPES

One of the best ways to add flare to any project is to add special shapes. We offer numerous options in shapes that can be customized and combined with other standard windows or shapes to create a stunning appearance. Along with our special shapes, we also have the ability to custom design and build internal grills, which will offer the perfect look and character desired. With so many options available, why not get exactly what you want to express your personality?

**COMFORT** SERIES®  
VINYL PRODUCTS





Left Trapezoid



Pentoid



Right Trapezoid



Left Quarter Round



Half Round



Right Quarter Round



Extended Leg  
Left Quarter Round



Extended Leg Half Round



Extended Leg  
Right Quarter Round



Left Quarter Arch Top



Arch Top (Eyebrow)



Right Quarter Arch Top



Extended Leg  
Left Quarter Arch Top



Extended Leg Arch Top  
(Eyebrow)



Extended Leg  
Right Quarter Arch Top



Octagon



Elliptical



Circle



Extended Leg Octagon



Extended Leg Elliptical

Elliptical:  
Please note, an elliptical  
can only be made in two  
specific sizes. Ask your  
Gerkin representative for  
more details or visit us  
online at [Gerkin.com](http://Gerkin.com)

Gerkin offers a variety of accessory options that help complete or finish a project with ease. Whether you need to attach an existing jamb to your window or you need to use a finish trim around the window, we have the accessory that helps to complete your project with professionalism and style!

### ACCESSORIES FOR 6000, 6100, 4300, AND 4800 SERIES WINDOWS

3/4" Frame Extender Not Shown



WINDOW J-CHANNEL  
Part No. V40300



3/4" DRYWALL RETURN  
Part No. V40306



1-1/4" JAMB EXTENSION  
Part No. V40309



3/4" JAMB EXTENSION  
Part No. V60112



FIELD APPLY WOOD CLIP  
Part No. V40316



SILL EXPANDER/HEAD TRIM  
Part No. V40307



1/2" DRYWALL RETURN  
Part No. V40305



DRIP CAP  
Part No. V40308

### ACCESSORIES FOR 4400 SERIES SLIDING PATIO DOOR



PATIO DOOR WOOD ADAPTOR  
Part No. V44300



PATIO DOOR J-CHANNEL  
Part No. V44301



PATIO DOOR SILL EXPANDER  
Part No. V44303

### ACCESSORIES FOR 4600 SERIES SWING PATIO DOOR



SILL EXPANDER  
Part No. V46207WT



1 1/2" 0° MULLION COVER  
Part No. V46206WT







**COMFORT** SERIES®  
VINYL PRODUCTS


## LIMITED WARRANTY

All Gerkin Comfort Series Products offer a comprehensive Limited Warranty.  
For detailed warranty information, visit [www.gerkin.com](http://www.gerkin.com)


## COLOR SELECTIONS



WHITE



TAN



SANDSTONE

### Quality since 1932

Our mission is to manufacture high quality, low maintenance window and door products that are thermally efficient, yet fairly priced. Throughout our history we have established ourselves as an innovator in the design and manufacturing capability of insulated windows and doors. Stringent product testing and innovative design has allowed our products to evolve as market and consumer needs change, bringing you the quality, maintenance-free products you desire. We also publish our AAMA test results to back up our claims of product performance and quality.



**P.O. BOX 3203**  
**SIoux CITY, IA 51102**  
**PHONE: 402.494.6000**  
**FAX: 402.494.6765**  
**TOLL FREE: 800.475.5061**



*Super Spacer*®