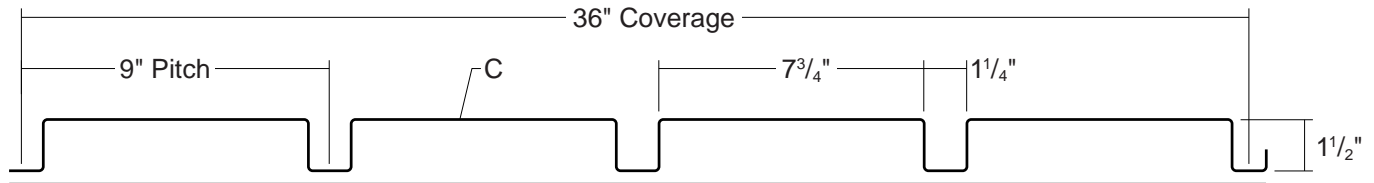


T10-D WALL PANEL

**CONDENSED
TECHNICAL
REFERENCE**



**ARCHITECTURAL
COMMERCIAL
INDUSTRIAL
PANEL**

**EXPOSED
FASTENED**

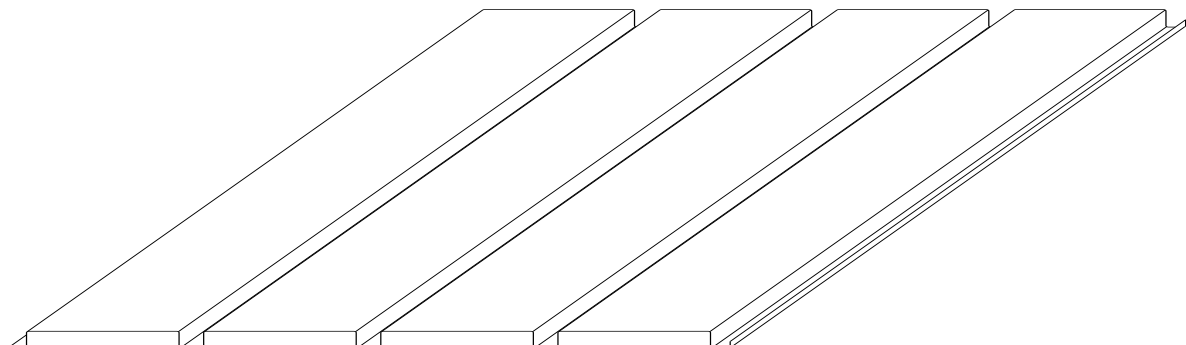
**36"
COVERAGE**

**CUSTOM
CAPABILITIES**

**OPEN FRAMING OR
SOLID SUBSTRATE**

PANEL OVERVIEW

- ▶ Finishes: Standard: PVDF (Kynar 500®)
Optional: Multi-pass Kynar®, Marblique, Plastisol, Polyester and MS Colorfast45® (SMP)
- ▶ Corrosion Protection: AZ55 per ASTM A 792 for unpainted Galvalume®
AZ50 per ASTM A 792 for painted Galvalume®
G90 per ASTM A 653 for Galvanized
- ▶ Gauges: 24 ga, 22 ga, 20 ga and 18 ga
- ▶ 36" panel coverage, 1 1/2" rib height
- ▶ Crisp 90° vertical box ribs on 9" centers
- ▶ Panel Length: 5' minimum, 32' maximum
- ▶ Exposed Fastened Panel
- ▶ Optional material availability: Stainless Steel, Copper and Aluminum
- ▶ Custom capabilities include:
 - Perforated panels for wind screens and liner panels

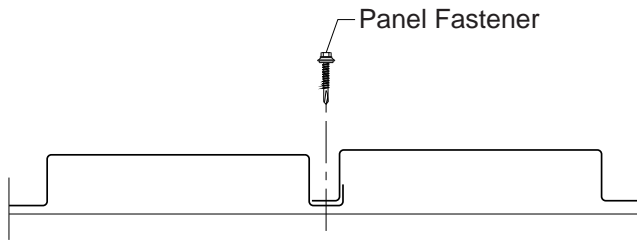


ms metal sales
manufacturing corporation

T10-D WALL PANEL

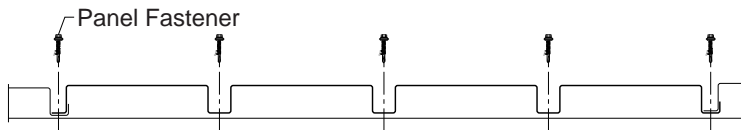
CONDENSED TECHNICAL REFERENCE

ATTACHMENT DETAIL

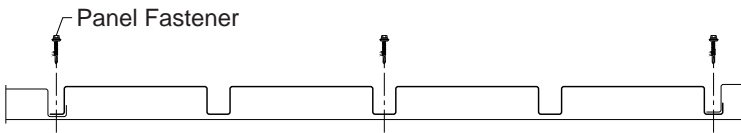


FASTENING PATTERNS

Ends of Panel



Field of Panel



GENERAL INFORMATION

Overdriven fasteners will cause panel distortion.

Panel fasteners should extend 1/2" or more past the inside face of the support material.

Thick panels (ex. 18 ga) or supports (ex. 1/2" steel) may require predrilling of holes for screws.

Panel Fastener:

Attaching to Wood:

#10-14 XL Wood Screw

Attaching to Steel:

#12-14 XL Self Drilling Screw

Trim Fastener:

1/8" x 3/16" Pop Rivet

1/4"-14 x 7/8" XL Stitch Screw

SECTION PROPERTIES

ALLOWABLE UNIFORM LOADS, psf For various fastener spacings

Ga	Width in	Yield ksi	Weight psf	Top in Compression		Bottom in Compression		Inward Load						Outward Load					
				Ixx	Sxx	Ixx	Sxx												
				in ⁴ /ft	in ³ /ft	in ⁴ /ft	in ³ /ft	4'	5'	6'	7'	8'	10'	4'	5'	6'	7'	8'	10'
24	36	50	1.22	0.0573	0.0728	0.0970	0.0835	119	77	54	40	30	18	105	67	47	35	26	17
22	36	50	1.60	0.0800	0.1071	0.1333	0.1177	168	108	76	56	43	24	153	99	69	51	39	24
20	36	33	1.95	0.1167	0.1376	0.1700	0.1490	140	90	63	46	36	23	130	84	58	43	33	21
18	36	33	2.57	0.1733	0.1847	0.2200	0.1953	183	118	83	61	47	30	174	112	78	58	44	28

- Theoretical section properties have been calculated per AISI 2007 'North American Specification for the Design of Cold-Formed Steel Structural Members'. Ixx and Sxx are effective section properties for deflection and bending.
- Allowable loads are calculated in accordance with AISI 2007 specifications considering bending, shear, combined bending and shear and deflection. Allowable loads consider the 3 or more equal span condition. Allowable loads do not address web crippling, fasteners, support material or load testing. Panel weight is not considered.
- Deflection consideration is limited by a maximum deflection ratio of L/180 of span.
- Allowable loads do not include a 1/3 stress increase for wind.

metal sales
manufacturing corporation



Anchorage, AK 866.640.7663
Bay City, MI 888.777.7640
Deer Lake, PA 800.544.2577
Denver, CO 800.289.7663
Detroit Lakes, MN 888.594.1394
Fontana, CA 800.782.7953
Fort Smith, AR 877.452.3915

Independence, MO 800.747.0012
Jacksonville, FL 800.394.4419
Jefferson, OH 800.321.5833
Mocksville, NC 800.228.6119
Nashville, TN 800.251.8508
Rock Island, IL 800.747.1206
Rogers, MN 800.328.9316

Seattle, WA 800.431.3470
Sellersburg, IN 800.999.7777
Sioux Falls, SD 888.902.8320
Spokane, WA 800.572.6565
Temple, TX 800.543.4415
Woodland, CA 800.759.6019

www.metalsales.us.com