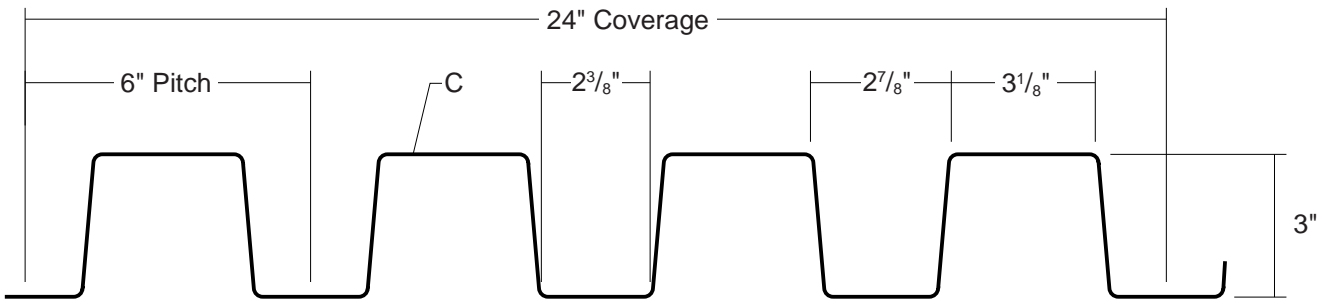


T13-A WALL PANEL

**CONDENSED
TECHNICAL
REFERENCE**



**ARCHITECTURAL
COMMERCIAL
INDUSTRIAL
PANEL**

**EXPOSED
FASTENED**

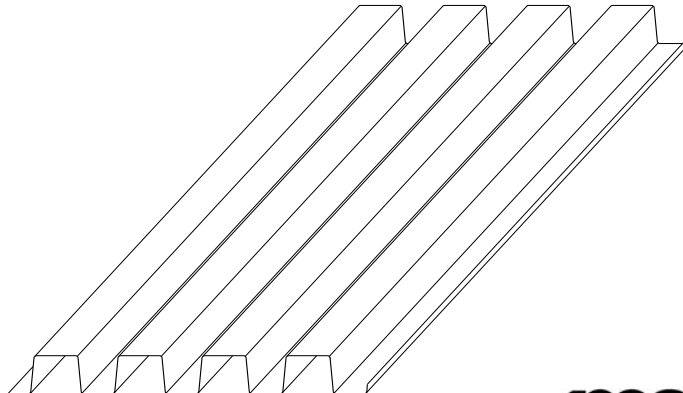
**24"
COVERAGE**

**WALL
PANEL**

**OPEN FRAMING OR
SOLID SUBSTRATE**

PANEL OVERVIEW

- ▶ Finishes: Standard: PVDF (Kynar 500®)
Optional: Multi-pass Kynar®, Marblique, Plastisol, Polyester and MS Colorfast45® (SMP)
- ▶ Corrosion Protection: AZ55 per ASTM A 792 for unpainted Galvalume®
AZ50 per ASTM A 792 for painted Galvalume®
G90 per ASTM A 653 for Galvanized
- ▶ Gauges: 24 ga, 22 ga, 20 ga and 18 ga
- ▶ 24" panel coverage, 3" rib height
- ▶ Trapezoidal ribs on 6" centers
- ▶ Panel Length: 5' minimum, 32' maximum
- ▶ Exposed Fastened Panel
- ▶ Optional material availability: Stainless Steel, Copper and Aluminum
- ▶ Custom capabilities include:
 - Perforated panels for wind screens and liner panels

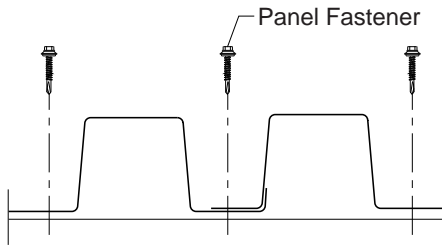


ms metal sales
manufacturing corporation

T13-A WALL PANEL

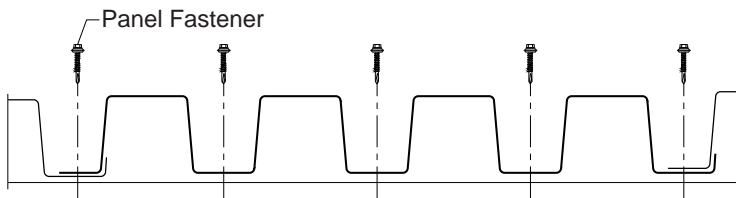
CONDENSED TECHNICAL REFERENCE

ATTACHMENT DETAIL



FASTENING PATTERN

Ends and Field of Panel



FASTENER INFORMATION

Overdriven fasteners will cause panel distortion.

Panel fasteners should extend 1/2" or more past the inside face of the support material.

Thick panels (ex. 18 ga) or supports (ex. 1/2" steel) may require predrilling of holes for screws.

Panel Fastener:

Attaching to Wood:

#10-14 XL Wood Screw

Attaching to Steel:

#12-14 XL Self Drilling Screw

Trim Fastener:

1/8" x 3/16" Pop Rivet

1/4"-14 x 7/8" XL Stitch Screw

SECTION PROPERTIES

Ga	Width in	Yield ksi	Weight psf	Top in Compression		Bottom in Compression	
				Ixx in ⁴ /ft	Sxx in ³ /ft	Ixx in ⁴ /ft	Sxx in ³ /ft
24	24	50	1.58	0.5390	0.3037	0.5785	0.3264
22	24	50	2.08	0.7700	0.4559	0.8225	0.4869
20	24	33	2.54	1.0340	0.6427	1.0945	0.6782
18	24	33	3.34	1.4500	0.9355	1.5150	0.79674

ALLOWABLE UNIFORM LOADS, psf For various fastener spacings

								Inward Load						Outward Load					
								5'	6'	7'	8'	10'	12'	5'	6'	7'	8'	10'	12'
24	24	50	1.58	0.5390	0.3037	0.5785	0.3264	261	189	143	112	73	51	248	179	134	105	68	48
22	24	50	2.08	0.7700	0.4559	0.8225	0.4869	423	300	223	173	112	78	400	283	210	162	105	73
20	24	33	2.54	1.0340	0.6427	1.0945	0.6782	403	283	209	161	104	72	383	269	199	153	98	68
18	24	33	3.34	1.4500	0.9355	1.5150	0.79674	573	403	298	229	148	103	555	390	289	222	143	99

- Theoretical section properties have been calculated per AISI 2007 'North American Specification for the Design of Cold-Formed Steel Structural Members'. Ixx and Sxx are effective section properties for deflection and bending.
- Allowable loads are calculated in accordance with AISI 2007 specifications considering bending, shear, combined bending and shear and deflection. Allowable loads consider the 3 or more equal span condition. Allowable loads do not address web crippling, fasteners, support material or load testing. Panel weight is not considered.
- Deflection consideration is limited by a maximum deflection ratio of L/180 of span.
- Allowable loads do not include a 1/3 stress increase for wind.

metal sales
manufacturing corporation



Anchorage, AK 866.640.7663
Bay City, MI 888.777.7640
Deer Lake, PA 800.544.2577
Denver, CO 800.289.7663
Detroit Lakes, MN 888.594.1394
Fontana, CA 800.782.7953
Fort Smith, AR 877.452.3915

Independence, MO 800.747.0012
Jacksonville, FL 800.394.4419
Jefferson, OH 800.321.5833
Mocksville, NC 800.228.6119
Nashville, TN 800.251.8508
Rock Island, IL 800.747.1206
Rogers, MN 800.328.9316

Seattle, WA 800.431.3470
Sellersburg, IN 800.999.7777
Sioux Falls, SD 888.902.8320
Spokane, WA 800.572.6565
Temple, TX 800.543.4415
Woodland, CA 800.759.6019

www.metalsales.us.com