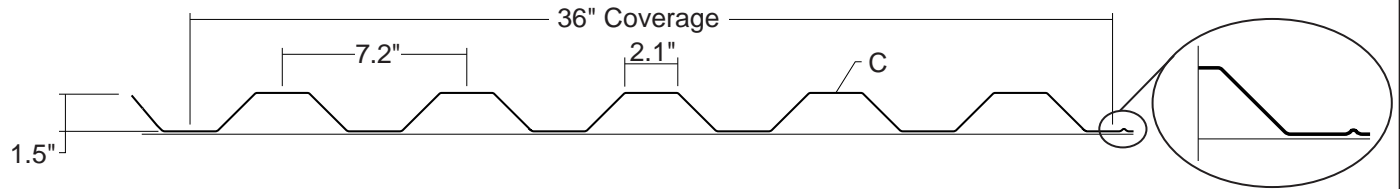


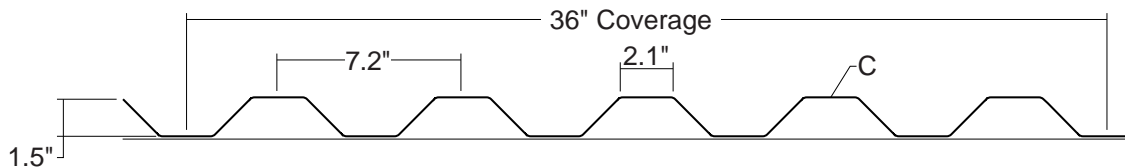
IC72-PANEL WALL

**CONDENSED
TECHNICAL
REFERENCE**

TYPICAL PROFILE



SELLERSBURG PROFILE



**ARCHITECTURAL
COMMERCIAL
INDUSTRIAL
PANEL**

**EXPOSED
FASTENED**

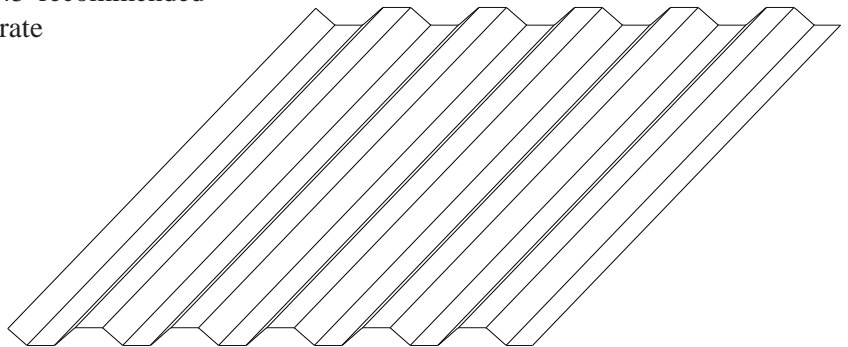
**36"
COVERAGE**

**WALL
PANEL**

**OPEN FRAMING OR
SOLID SUBSTRATE**

PANEL OVERVIEW

- ▶ Finishes: Standard: PVDF (Kynar 500®) and Acrylic Coated Galvalume®
- ▶ Optional: MS Colorfast45®
- ▶ Corrosion Protection: AZ55 per ASTM A 792 for unpainted Galvalume®
AZ50 per ASTM A 792 for painted Galvalume®
G90 per ASTM A 653 for Galvanized
- ▶ Gauges: 24 ga standard; 26 ga, 22 ga, 20 ga and 18 ga optional
- ▶ 36" panel coverage, 1½" rib height
- ▶ Panel Length: Minimum: 5'; Maximum: 45' recommended
- ▶ Applies over open framing or solid substrate
- ▶ Exposed fastened panel
- ▶ Trapezoidal ribs on 7.2" centers
- ▶ Optional material: Aluminum



TESTING AND APPROVALS

- ▶ UL 2218 Impact Resistance - Class 4
- ▶ UL 263 Fire Resistance Rating - per assembly
- ▶ ASTM E 283 Air Leakage - 0.0148 cfm/ft² at 12 psf *
- ▶ ASTM E 331 Water Penetration - none at 6.24 psf*
- ▶ ASTM E 330 Structural Performance
- ▶ ASTM E 1592 Structural Performance

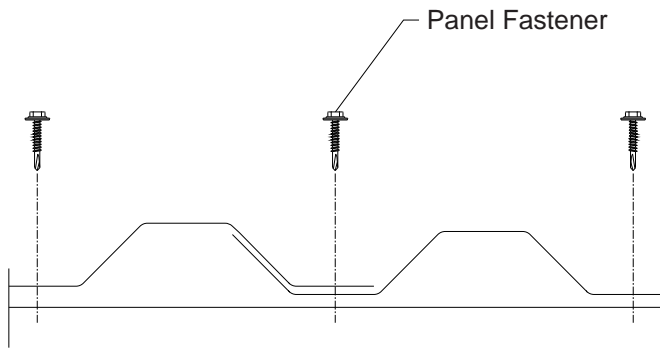
* uses Tape Sealant and Stitch Screws 1' oc in Side Lap

ms metal sales
manufacturing corporation

IC72-PANEL WALL

CONDENSED TECHNICAL REFERENCE

ATTACHMENT DETAIL



FASTENER INFORMATION

Overdriven fasteners will cause panel distortions.

Fasteners should extend 1/2" or more past the inside face of the support material.

Thick panels (ex. 18 ga) or supports (ex. 1/2" steel) may require predrilling of holes for screws.

Panel Fasteners:

Attaching to Wood:

#10-14 XL Wood Screw

Attaching to Steel:

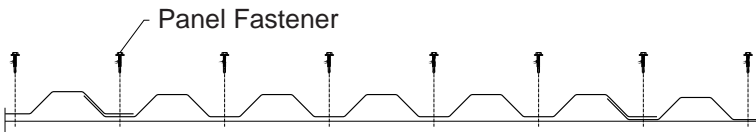
≤12 ga: #12-14 XL Driller

Trim Fasteners:

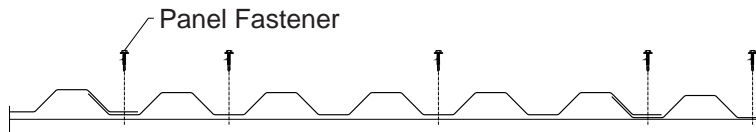
1/4"-14 x 7/8" XL Stitch Screw

FASTENING PATTERNS

END OF PANEL



FIELD OF PANEL



SECTION PROPERTIES

Ga	Width in	Yield ksi	Weight psf	Top In Compression		Bottom In Compression	
				Ixx in ⁴ /ft	Sxx in ³ /ft	Ixx in ⁴ /ft	Sxx in ³ /ft
26	36	50	0.88	0.0653	0.0678	0.0667	0.0748
24	36	50	1.15	0.0977	0.1082	0.0953	0.1122
22	36	50	1.51	0.1367	0.1562	0.1333	0.1623
20	36	33	1.85	0.1867	0.2227	0.1833	0.2320
18	36	33	2.45	0.2633	0.3230	0.2567	0.3253

ALLOWABLE UNIFORM LOADS, psf For various fastener spacings

								Inward Load						Outward Load					
								5'	6'	7'	8'	9'	10'	5'	6'	7'	8'	9'	10'
26	36	50	0.88	0.0653	0.0678	0.0667	0.0748	65	46	34	26	21	16	59	42	31	24	19	16
24	36	50	1.15	0.0977	0.1082	0.0953	0.1122	101	71	52	40	29	21	98	69	51	39	29	21
22	36	50	1.51	0.1367	0.1562	0.1333	0.1623	148	104	76	54	38	27	143	100	74	54	38	27
20	36	33	1.85	0.1867	0.2227	0.1833	0.2320	140	98	72	55	44	34	135	94	69	53	42	34
18	36	33	2.45	0.2633	0.3230	0.2567	0.3253	196	137	101	78	60	44	195	136	100	77	60	44

- Theoretical section properties have been calculated per AISI 2007 'North American Specification for the Design of Cold-Formed Steel Structural Members'. Ixx and Sxx are effective section properties for deflection and bending.
- Allowable load is calculated in accordance with AISI 2007 specifications considering bending, shear, combined bending and shear and deflection. Allowable load considers the 3 or more equal spans condition. Allowable load does not address web crippling, fasteners, support material or load testing. Panel weight is not considered.
- Deflection consideration is limited by a maximum deflection ratio of L/180 of span.
- Allowable loads do not include a 1/3 stress increase for wind.

metal sales
manufacturing corporation



Anchorage, AK 866.640.7663
Bay City, MI 888.777.7640
Deer Lake, PA 800.544.2577
Denver, CO 800.289.7663
Detroit Lakes, MN 888.594.1394
Fontana, CA 800.782.7953
Fort Smith, AR 877.452.3915

Independence, MO 800.747.0012
Jacksonville, FL 800.394.4419
Jefferson, OH 800.321.5833
Mocksville, NC 800.228.6119
Nashville, TN 800.251.8508
Rock Island, IL 800.747.1206
Rogers, MN 800.328.9316

Seattle, WA 800.431.3470
Sellersburg, IN 800.999.7777
Sioux Falls, SD 888.902.8320
Spokane, WA 800.572.6565
Temple, TX 800.543.4415
Woodland, CA 800.759.6019

www.metalsales.us.com