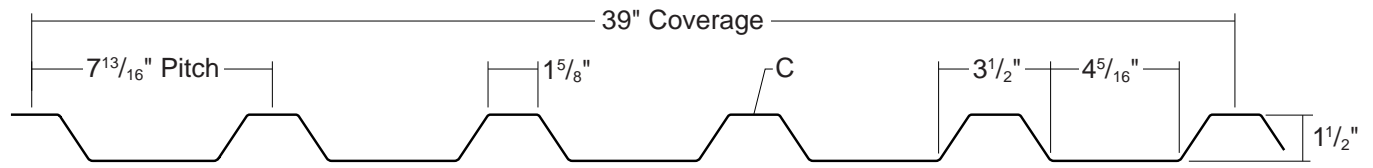


T7-A ROOF PANEL

**CONDENSED
TECHNICAL
REFERENCE**



ARCHITECTURAL
COMMERCIAL
INDUSTRIAL
PANEL

DIRECT
FASTEN

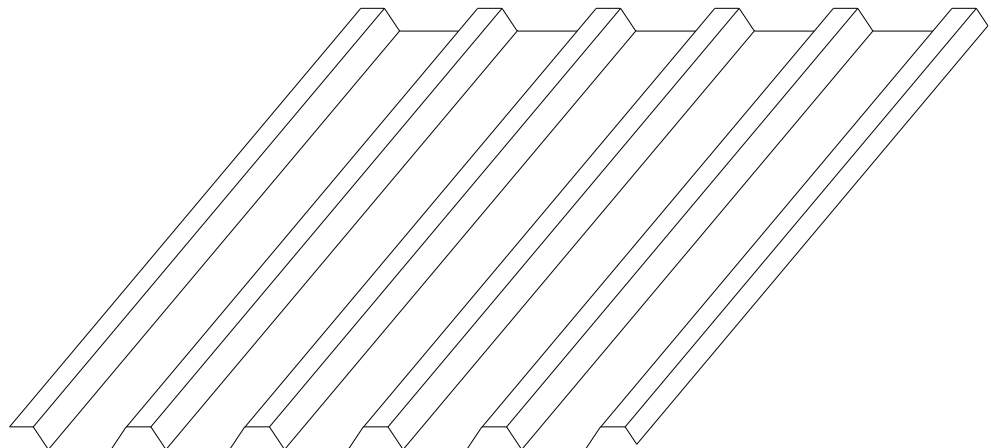
39"
COVERAGE

MINIMUM
SLOPE
1:12

OPEN FRAMING OR
SOLID SUBSTRATE

PANEL OVERVIEW

- ▶ Finishes: Kynar 500 (PVDF) standard, optional; multi-pass Kynar, Marblique, Plastisol, Polyester, and MS Colorfast45[®] (SMP)
- ▶ Gauges: 24ga, 22ga, 20ga, and 18ga
- ▶ 39" panel coverage, $1\frac{1}{2}$ " rib height
- ▶ Trapezoidal ribs on $7\frac{13}{16}$ " centers
- ▶ Exposed Fastener Panel
- ▶ Minimum Roof Slope 1:12 (Tape Sealant is required at sidelap and endlap)
- ▶ Optional material availability: Stainless Steel, Copper, and Aluminum
- ▶ Custom capabilities include:
 - Crimp curving (concave only)



TESTING

- ▶ ASTM E-331 Water Penetration
- ▶ ASTM E-283 Air Infiltration

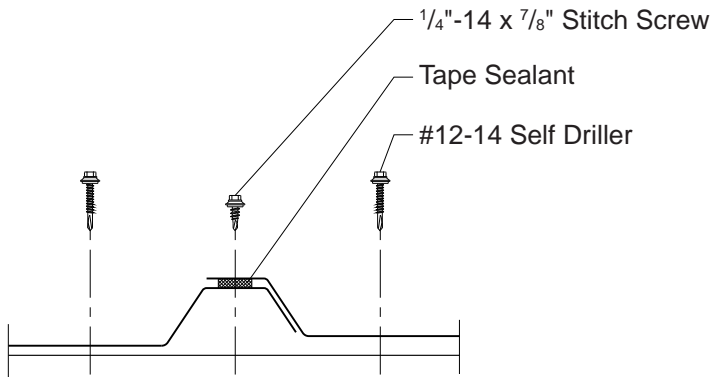
metal sales
manufacturing corporation



T7-A ROOF PANEL

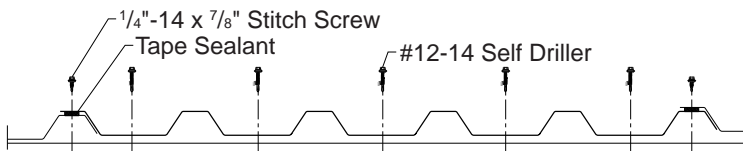
CONDENSED TECHNICAL REFERENCE

ATTACHMENT DETAIL

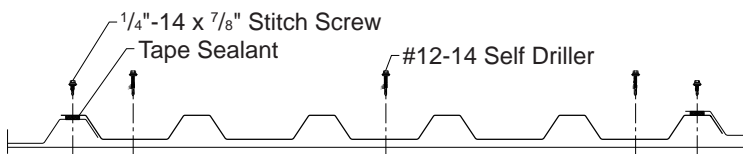


FASTENING PATTERN

Ends of Panel



Field of Panel



GENERAL INFORMATION

► Substructure

T7-A Panels are designed to be utilized over open structural framing or a solid substrate.

► Coverage

T7-A Panels are available in a 1/2" depth with a coverage width of 39".

► Length

Minimum factory cut length is 5'-0".
Maximum recommended panel length is 31'-10".

► Fasteners

The fastener selection guide should be consulted for choosing the proper fastener for specific applications. Quantity and type of fastener must meet necessary loading and code requirements.

NOTE: All panels are subject to surface distortion due to improperly applied fasteners. Overdriven fasteners will cause stress and induce oil canning across the face of the panel at or near the point of attachment.

► Availability

Finishes: Kynar 500 (PVDF) standard; optional: multi-pass Kynar, Marblique, Plastisol, Polyester, and MS Colorfast45® (SMP)
Gauges: 24ga, 22ga, 20ga, and 18ga

SECTION PROPERTIES

ALLOWABLE UNIFORM LOADS PSF (3 or More Equal Spans)

Ga.	Width (in.)	Yield KSI	Weight PSF	Top in Compression		Bottom in Compression		Inward Load						Outward / Uplift Load					
				Ixx In ⁴ /ft	Sxx In ³ /ft	Ixx In ⁴ /ft	Sxx In ³ /ft	5'	6'	7'	8'	10'	12'	5'	6'	7'	8'	10'	12'
24	39"	50	1.16	0.1046	0.1035	0.0794	0.0941	86	60	44	34	21	12	95	66	49	37	21	12
22	39"	50	1.54	0.1477	0.1508	0.1138	0.1413	130	91	67	51	28	16	139	97	71	55	28	16
20	39"	33	1.82	0.1938	0.2022	0.1508	0.1982	120	84	62	47	30	19	122	85	63	48	31	19
18	39"	33	2.40	0.2585	0.2711	0.2215	0.2680	162	113	83	64	41	25	163	114	84	65	42	25

- Theoretical section properties have been calculated per AISI 2001. "Specifications for the Design of Cold-formed Steel Structural Members." Ixx and Sxx are effective section properties for deflection and bending.
- Allowable load is calculated in accordance with AISI 2001 specifications considering bending, shear, combined bending and shear and deflection. Allowable load considers both 3 and 4 equal span conditions. Allowable load does not address web crippling or fasteners/support connection. Panel weight is not considered.
- Deflection consideration is limited by a maximum deflection ratio of L/180 of span.
- Allowable loads do not include a 1/3 stress increase in uplift.

metal sales
manufacturing corporation



Kent, WA (800) 431-3470
Temple, TX (800) 543-4415
Longmont, CO (800) 289-7663
Antioch, TN (800) 251-8508
Woodland, CA (800) 759-6019
Rogers, MN (800) 328-9316
Spokane, WA (800) 572-6565

Jefferson, OH (800) 321-5833
Rock Island, IL (800) 747-1206
Sellersburg, IN (800) 999-7777
Jacksonville, FL (800) 394-4419
Orwigsburg, PA (800) 544-2577
Independence, MO (800) 747-0012
Fontana, CA (800) 782-7953

Anchorage, AK (866) 640-7663
Bay City, MI (888) 777-7640
Detroit Lakes, MN (888) 594-1394
Mocksville, NC (800) 228-6119