



product catalog

landscapeforms®

When special projects  
call for custom solutions...

STUDIO

431

Landscape Forms offers an extensive array of site furniture products in our standard collections — and if you don't find exactly what you need here, we can still help. Our Specials Team makes modifications to existing products to meet special needs. And Studio 431 creates custom furniture for specific projects, manufactured to your designs using our production capabilities and expertise. Call your Landscape Forms sales representative for details.





## lakeside™

*Design: Margaret McCurry, FAIA, ASID, IIDA*

Lakeside benches are traditional and pastoral in inspiration, contemporary in form and materials. They share a universal formed steel frame that recalls the front-porch platform swing of another era. The staggered picket version transforms a common backyard staple into uncommon bench seats and backs. Whimsical pickets are offered in natural wood and high-tech PolySite. The grass and leaf versions render motifs from nature in plasma-cut powdercoated sheet steel. The companion Lakeside litter receptacle is a trim cylinder with recessed base, offered in plain or in patterned versions to compliment benches.





**Benches: Specify description, panel design, powdercoat color.**

DESCRIPTION	DIMENSIONS (D X H X I)	CHOICES/OPTIONS/NOTES
Lakeside Picket Fence Backless	19" x 18" x 67"	<b>choices:</b> <i>picket fence:</i> white polysite, or jarrah, powdercoat color. <i>metal bench:</i> select grass or leaf design, powdercoat color. <b>options:</b> for custom design, contact your Landscape Forms sales representative. <b>notes:</b> bench comes standard with freestanding/surface mount supports.
Lakeside Picket Fence Backed	24" x 35" x 67"	
Lakeside Grass/Leaves Backless	19" x 18" x 67"	
Lakeside Grass/Leaves Backed	24" x 35" x 67"	
Lakeside Custom Backless	19" x 18" x 67"	
Lakeside Custom Backed	24" x 35" x 67"	

**Receptacles: Specify description, panel design, powdercoat color.**

DESCRIPTION	DIMENSIONS (DIA X H)	CHOICES/OPTIONS/NOTES
Lakeside Top-Opening Receptacle	21" x 36"	<b>choices:</b> panel design, powdercoat color. <b>options:</b> for custom design, contact your Landscape Forms sales representative. <b>notes:</b> polyethylene liner comes standard in black. Side opening has 30-gallon capacity, top-opening 35-gallon capacity.
Lakeside Side-Opening Receptacle	21" x 36"	

Lakeside™ design is patent pending.  
 Lakeside meets BIFMA performance and safety standards.



## parc vue™

Design: John Rizzi

Parc Vue is a fresh take on the classic Parisian park bench. It balances dynamic sculptural form with the linear order of slatted seats and backs. The plasma-cut steel frame has curves without curlicues and a lively welcoming gesture. The companion litter, with cut steel cage and graceful urn-shaped liner, is an elegant utilitarian object for urban environments.



### Seating: Specify description, powdercoat color and mounting style.

DESCRIPTION	DIMENSIONS (D X H X L)	SUPPORT CHOICES	CHOICES/OPTIONS/NOTES
Parc Vue Backless Bench	22" x 18" x 72"	freestanding	<b>choices:</b> powdercoat color; freestanding with glides, surface mount with anchor tabs.
Parc Vue Backed Bench	26" x 36" x 72"	surface mount	
Parc Vue Backed Bench with arms	26" x 36" x 72"		

### Receptacles: Specify description, with or without liner. Litter comes standard in Titanium powdercoat.

DESCRIPTION	DIMENSIONS (DIA X H)	CHOICES/OPTIONS/NOTES
Parc Vue Top-Opening Receptacle	23" x 36"	<b>choices:</b> with or without liner; fog or black for polyethylene lid and liner. <b>options:</b> contact your Landscape Forms sales representative for details on clear plastic trash bag option. <b>notes:</b> base has center hole for surface mounting; litter has 30-gallon capacity with liner, 40-gallon capacity without liner.
Parc Vue Side-Opening Receptacle	23" x 36"	

Parc Vue™ design is patent pending.  
Parc Vue meets BIFMA performance and safety standards.



## towne square™

Design: Brian Kane, IDSA

Towne Square takes the roll back and wide arm motifs of interior furniture and interprets them in benches and chairs for outdoor use. Tubular steel frames are fluid in form, robust in strength. Plasma-cut sheet steel seats are a high-tech re-take on traditional metal strap construction. Optional perforated steel seats lend the bench a contemporary character.



### Specify description, length, seat insert, powdercoat color

DESCRIPTION	DIMENSIONS (D X H X I)	CHOICES/OPTIONS/NOTES
Town Square 32" Bench	27" x 32" x 32"	<b>choices:</b> length, horizontal strap or perforated, dividers, powdercoat color. <b>notes:</b> all benches shipped with freestanding glides in place.
Town Square 49" Bench	27" x 32" x 49"	
Town Square 49" Bench with divider	27" x 32" x 49"	
Town Square 70" Bench	27" x 32" x 70"	
Town Square 70" Bench with divider	27" x 32" x 70"	
Town Square 70" Bench with two dividers	27" x 32" x 70"	

Towne Square™ design is patent pending.  
 Towne Square meets BIFMA performance and safety standards.



# sit™

Design: frog design


Sit is a freestanding or surface-mounted bench with beautifully detailed aluminum castings and perforated steel seats. The forms of its legs suggest the branches of a tree. Its arms gesture outward. In the version with back they create a sofa-like corner that offers a sense of enclosure. In the backless version, they define and invite. Sit looks light but is extremely strong.



**Specify description, powdercoat color, mounting style.**

DESCRIPTION	DIMENSIONS (D X H X I)	SUPPORT CHOICES	CHOICES/OPTIONS/NOTES
Sit Backless Bench	20" x 28" x 69"	freestanding	<b>choices:</b> powdercoat color; freestanding or surface mount. <b>options:</b> seat dividers.
Sit Backed Bench	25" x 32" x 74"	surface mount	

Sit™ is protected by the following design patents: D507.426, D512.229. Sit meets BIFMA performance and safety standards.



# stay™

Design: frog design


Stay is a cantilever bench with a wide, graceful supporting arc. Aluminum castings are organic in form. The version with back appears to grow out of the ground, like a blade of grass. The seat is perforated steel for strength across the span. The embedded version is anchored by a revolutionary method using steel rods in a drilled concrete base that sets up in 20 minutes.

## Specify description, powdercoat color and mounting style.

DESCRIPTION	DIMENSIONS (D X H X L)	SUPPORT CHOICES	CHOICES/OPTIONS/NOTES
Stay Backless Bench	19" x 18" x 69"	surface mount	<b>choices:</b> powdercoat color; embedded or surface mount. <b>options:</b> seat dividers <b>notes:</b> paver adapter available for both backed and backless benches.
Stay Backless Bench with arms	19" x 20" x 69"	embedded	
Stay Backless Bench one divider	19" x 20" x 69"		
Stay Backless Bench one divider with arms	20" x 26" x 69"		
Stay Backless Bench two dividers	20" x 26" x 69"		
Stay Backless Bench two dividers with arms	20" x 26" x 69"		
Stay Backed Bench	22" x 32" x 69"		
Stay Backed Bench with arms	23" x 32" x 69"		
Stay Backed Bench one divider	22" x 32" x 69"		
Stay Backed Bench one divider with arms	23" x 32" x 69"		
Stay Backed Bench two dividers	22" x 32" x 69"		
Stay Backed Bench two dividers with arms	23" x 32" x 69"		

Stay™ is protected by the following design patents: U.S. patent no. D507.420, D509.675, D513.893, D516.337. Stay meets BIFMA performance and safety standards.





# mix™

Design: frog design

Mix is a modular system of connected seats and tables designed to create outdoor living spaces in which people can comfortably interact. Unlike conventional outdoor seating that lines people up like birds on a wire, the 120° angle of the curved Mix unit allows two people to converse, side-by-side. Tables, in three shapes, are the “hinges” that give the system its flexibility and unique footprint. Mix supports work and play, individuals and groups, solitary and collaborative activities. Modules can be configured to create a variety of functional settings and to define space in both linear and organic modes.






Visit [landscapeforms.com](http://landscapeforms.com) for specification information.

Mix™ design is patent pending.

Mix meets BIFMA performance and safety standards.



## shade™ + mingle®

*Design: frog design*

Shade is an umbrella with a butterfly-like form that compliments Mingle and is compatible with other Landscape Forms products as well. Unique in design and construction, its canopy of four interlocking wings is suspended from the top of the pole, rather than supported from beneath by a structural web. Its squared shape allows units to be placed side-by-side to create "waves."

Mingle takes an off-center approach to round tables with attached seating. Its asymmetrical structure is open and inviting, easy to get in and out of, and wheelchair accessible. Like Shade wing panels, Mingle seat and back inserts are offered in polycarbonate, a integrally-colored translucent material that meets the same BIFMA standards as perforated steel.





### Mingle®

Visit [landscapeforms.com](http://landscapeforms.com) for specification information.

Mingle™ design is protected by the following design patent: U.S. design patent no. D513.566.

### Shade™

Specify description, panel material, powdercoat color, polycarbonate color if applicable.

DESCRIPTION	DIMENSIONS (DIA)	POLE (DIA)	CHOICES/OPTIONS/NOTES
Shade with Aluminum Perforated Panels	79" x 79"	1-1/2"	<b>choices:</b> perforated aluminum or polycarbonate panels; powdercoat color, polycarbonate color If applicable. <b>notes:</b> If used with table other than those supplied by Landscape Forms, or without table, Shade must be secured in surface mount stand. All tables used with Shade must be surface mounted. Clearance under Shade is 6'2".
Shade with Polycarbonate Panels	79" x 79"	1-1/2"	

Shade™ design is protected by the following design patent: U.S. patent no. D516.294

# chill®

Design: frog design

Chill is a unique addition to furniture for outdoor environments: a "business casual" chaise lounge suitable for corporate and urban public spaces. Its sculptural form supports the body in a reading/conversation position so the sitter is reclined, but not exposed. Molded of integral-colored polyethylene, Chill is strong and resilient, wears well and is easy to clean.



**Specify description, polyethylene color.**

DESCRIPTION	DIMENSIONS (D X H X I)	CHOICES/OPTIONS/NOTES
Chill Lounge	28" x 33" x 62"	<b>choices:</b> polyethylene color. <b>notes:</b> Chill shipped with removable surface mounting plates.

Chill™ lounge is protected by the following design patents: U.S. Patent No. D490,618. Chill meets BIFMA performance and safety standards.

# pitch™

Design: frog design


Pitch has a gently flared shape that suggests a growing form. It has aluminum sides, rotation-molded lid, heavy, stable cast iron base, and a small footprint relative to capacity. Its top or side-opening lift-off lid enables it to be placed anywhere on site and still be easily serviced. The black polyethylene liner is made of 100%-recycled material.



**Specify description, powdercoat color and polyethylene color for lid.**

DESCRIPTION	DIMENSIONS	CHOICES/OPTIONS/NOTES
Pitch Top-Opening Litter Receptacle	25" square top x 18" footprint x 33" tall	<b>choices:</b> powdercoat color, polyethylene lid color. <b>options:</b> all units may be installed freestanding or surface mounted. <b>notes:</b> top-opening litter comes standard with a 32 gallon black polyethylene liner, side-opening has a 28 gallon capacity liner. Shipped with free standing glides.
Pitch Side-Opening Litter Receptacle	25" square top x 18" footprint x 34" tall	

Pitch™ design is patent pending.



## kaleidoscope®

*Design: Robert Chipman, ASLA  
Brian Kane, IDSA  
Arno Yurk, IDSA, AIA*

Kaleidoscope is a system of modular elements including canopies, seating and walls that can be combined to address a broad range of landscape design challenges. Components are designed for ease of assembly and installation and pre-engineered by Landscape Forms to meet selected building codes. The Kaleidoscope Transit Smart Shelter with integrated solar-powered LED lights provides off-the-grid energy-saving lighting that automatically turns on at dusk and off at dawn, increasing the level of security for riders.



**Visit [landscapeforms.com](http://landscapeforms.com) for specification information.**

Kaleidoscope protected by the following design patents: U.S. Patent No. D432.665, D420.812, D421.132, D429.000, D412.993, D413.314, D420.233, D420.812.



## presidio™

*Design: Brian Kane, IDSA*

Presidio enhances the urban streetscape, the college campus and the public park by letting the setting shine through. Manufactured of rugged steel tubing and rods with an unmistakable mark of craft, Presidio is so strong it stands up to the heaviest use, so durable it withstands weather and wear, and so beautiful it makes it all look easy.



**Visit [landscapeforms.com](http://landscapeforms.com) for specification information.**

Presidio Collection protected by the following design patents: U.S. Patent Nos. D383.627, D383.629, D381.536, D381.526, D383.333, D385.134, D385.442, D381.158, and D381.157.



## austin™

Design: Brian Kane, IDSA

The Austin Bench is a study in balance: visual lightness with structural substance and relaxed gesture with refined form. And it is a study in economy of design: just two extrusions create the seat and back in all versions. The cantilever bench is a natural for minimalist spaces, the four-legged bench fits well within a range of architectural styles.



### Specify description, seat material, powdercoat color, mounting style.

DESCRIPTION	DIMENSIONS (D X H X L)	SUPPORT CHOICES	CHOICES/OPTIONS/NOTES
Austin Backless Bench	22" x 18" x 72"	Freestanding	<b>choices:</b> wood (ipe, jarrah, red oak, and maple) or aluminum seat, powdercoat color. <b>options:</b> special stain on red oak or maple. Specify with or without end or center arms. <b>notes:</b> ipe for exterior use only; red oak and maple for interior use only; jarrah for interior (available with LF-80 finish) and exterior use.
Austin Backed Bench	24" x 33" x 72"	Surface Mount	
Austin Cantilever Backless Bench	22" x 18" x 72"		
Austin Cantilever Backed Bench	24" x 33" x 72"		

Austin meets BIFMA performance and safety standards.

Austin™ is protected by the following design patents: D481.210; D481.211; D482.885; D483.960.





Logo Option



## chase park®

Design: Kipp Stewart

The Chase Park collection is a refreshing new line of modular seating and receptacles. Rendered in cast aluminum with strong steel frames, Chase Park combines a highly refined look with exceptional durability to meet the rigors of urban spaces.

**Seating:** Specify one, two, three seats, with or without intermediate arms, powdercoat color. Specify freestanding, surface mount or embedded support.

DESCRIPTION	DIMENSIONS (D X H X I)	CHOICES/OPTIONS/NOTES
Chase Park One-Seat Unit	27" x 35" x 26"	<b>choices:</b> powdercoat color, freestanding, surface mount or embedded. <b>options:</b> intermediate arms. Specify quantity.
Chase Park Two-Seat Unit	27" x 35" x 50"	
Chase Park Three-Seat Unit	27" x 35" x 74"	

**Receptacles:** Specify top-opening or side-opening, and powdercoat color. Shipped with freestanding glides. Surface mount holes provided in base. Specify with or without logo band and sand pan.

DESCRIPTION	DIMENSIONS (DIA X H)	CAPACITY	CHOICES/OPTIONS/NOTES
Chase Park Top-Opening Receptacle	24" x 39"	40 gallons	<b>choices:</b> powdercoat color. <b>options:</b> keyed door lock, aluminum logo band, sand pan and security cable. <b>notes:</b> black polyethylene liner included with each unit. Please supply graphics for logo. Price includes two logo stickers.
Chase Park Side-Opening Receptacle	24" x 39"	36 gallons	

Chase Park is protected by the following design patents: D472.357, D469.619, D489.502, D481.507, D470.669.



## plainwell™

Design: Robert Chipman, ASLA

Plainwell is traditional design with a contemporary twist that offers a timeless balance of old and new. In settings where surrounding structures feature metal and glass, the all-aluminum Plainwell offers complementary materials and big-city durability. In traditional settings, the wood Plainwell offers warmth and a more intimate feel.



### Benches: Specify description, length, seat material, powdercoat color.

DESCRIPTION	DIMENSIONS (D X H X L)	CHOICES/OPTIONS/NOTES
Plainwell Bench with/without Center Arm	25" x 32" x 72" or 96"	<b>choices:</b> wood (ipe, jarrah, red oak, maple) or aluminum seat, powdercoat color. For backed bench, with or without arms. <b>options:</b> special stain on red oak or maple. <b>notes:</b> ipe for exterior use only; maple and red oak for interior uses only; jarrah for interior (available with LF-80 finish) and exterior use.
Plainwell Bench with Two Intermediate Arms	25" x 32" x 96"	

### Receptacles space: Specify description, top or side opening, side panel material, powdercoat color.

DESCRIPTION	DIMENSIONS (DIA X H)	CHOICES/OPTIONS/NOTES
Plainwell Top-Opening Litter Receptacle	30" x 38"	<b>choices:</b> wood (ipe, jarrah, red oak, maple) or aluminum side panels, powdercoat color. For backed bench, with or without arms. <b>options:</b> sand pan for side-opening receptacle, special stain on red oak or maple. <b>notes:</b> ipe for exterior use only; maple and red oak for interior uses only; jarrah for interior (available with LF-80 finish) and exterior use. 35-gallon capacity. black polyethylene liner included. Receptacle lid is black rotomolded polyethylene. Powdercoated cast aluminum parts, by their nature, have a textured surface, creating individualized character.
Plainwell Side-Opening Litter Receptacle	30" x 45"	

Plainwell is protected by the following design patents: U.S. Patent Nos. D419.341 and D422.390.



# arcata®

Industrial Design Excellence Award

Design: Kipp Stewart

A unique combination of classic and contemporary forms turns a utilitarian bench into an elegant design statement. Arcata's simple yet sophisticated visual character is ideal for city parks, riverfronts, and corporate or university campuses.

**Specify description, seat material, mounting style, powdercoat color, polysite color if specified.**

DESCRIPTION	DIMENSIONS (D X H X I)	CHOICES/OPTIONS/NOTES
Arcata Backless Bench	17" x 18" x 74"	<b>choices:</b> aluminum, wood (ipe, jarrah, red oak, maple) or Polysite™ seat color, powdercoat color, embedded or surface mount. For backed bench, with or without arms. <b>options:</b> special stain on red oak or maple. <b>notes:</b> ipe for exterior use only; maple and red oak for interior uses only; jarrah for interior (available with LF-80 finish) and exterior use.
Arcata Backed Bench <i>with/without Arms</i>	24" x 32" x 74"	

Arcata is protected by the following design patents: U.S. Patent No. D453.424, D455.919, D451.296, D450.952



## scarborough™

Design: Arno Yurk, AIA, IDSA

Scarborough benches and litters complement a range of architectural styles from traditional to contemporary. Benches are offered in two unique styles. The woven strap seat has a delicate look, yet is durable enough for exterior commercial use. The horizontal strap seat offers simple styling that blends beautifully with its surroundings.



### Benches: Specify description, length, horizontal strap or woven seat style, powdercoat color.

DESCRIPTION	DIMENSIONS (D X H X L)	CHOICES/OPTIONS/NOTES
Scarborough Backless Bench	26" x 28" x 48", or 72", or 96"	<b>choices:</b> woven metal or horizontal strap seat; powdercoat color. <b>notes:</b> center arm not standard on backless bench.
Scarborough Backed Bench	28" x 34" x 24", or 48", or 72", or 96"	
Scarborough Backed Bench, with center arm	28" x 34" x 72", or 96"	
Scarborough Backed Bench, with two intermediate arms	28" x 34" x 96"	

### Receptacles: Specify description, top or side opening, vertical strap or square bar side panel, powdercoat color.

DESCRIPTION	DIMENSIONS (DIA X H)	CHOICES/OPTIONS/NOTES
Scarborough Receptacle, top-opening	25" x 33"	<b>choices:</b> vertical strap or square bar side panel, powdercoat color. <b>options:</b> keyed lock, sand pan on side-opening units. <b>notes:</b> 30 gallon polyethylene liner coordinates with powdercoat color. Both side panel styles are aluminum for rust-resistance.
Scarborough Receptacle, side-opening	25" x 40"	

Scarborough™ is protected by the following design patent: U.S. Patent No. D366.773.



Verona



Verona



Catena



Traverse



Traverse

## verona™/traverse™/catena™ chairs

Design: Robert Chipman, ASLA

Three beautifully designed chairs make up the Landscape Forms chair collection. Whether they take their places in a corporate facility, on a university campus or in a café, their simple lines and graceful curves lend style to the space.

### verona™

Specify description, powdercoat color.

DESCRIPTION	DIMENSIONS (D X W)	CHOICES/OPTIONS/NOTES
Verona Chair	25" x 20", 17" seat height, 31" to top of back	<b>choices:</b> grid or perforated metal seat insert. Powdercoat color. <b>notes:</b> chairs are stackable.
Verona Chair with armrests	25" x 22", 17" seat height, 31" to top of back	

### traverse™

Specify description, powdercoat color.

Traverse Chair	24" x 20", 17" seat height, 31" to top of back	<b>choices:</b> grid or perforated metal. Powdercoat color.
Traverse Chair with armrests	24" x 20", 17" seat height, 31" to top of back	

### catena™

Specify description, powdercoat color.

Catena Chair	23" x 21", 17-1/2" seat height	<b>choices:</b> powdercoat color. <b>notes:</b> chairs are stackable.
--------------	--------------------------------	--

All chairs meet ANSI/BIFMA performance and safety standards.  
Catena Chair Collection protected by the following design patent: U.S. Patent No. D385.119.



Steelhead Perforated



Steelhead Solid



Catena Stainless Steel or Powdercoat



Fiberglass



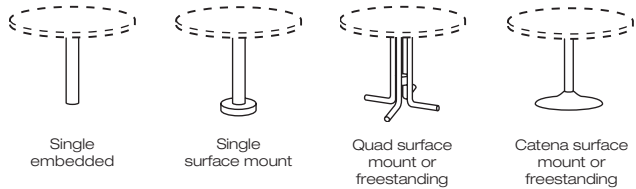
Marneaux® Solid Surface



## tables

Landscape Forms tables are durable, weather-resistant furniture solutions for courtyards, campuses and cafes, parks and private outdoor settings. Tables include classic rounds and squares in a choice of sizes with materials and finishes to suit the use. Four base styles mix and match with tops: Catena with rolled edge in powdercoated steel or stainless steel; Steelhead, solid or perforated, with distinctive tubular frame; Marneaux, in colorful, resilient acrylic resin solid surface material; and long-wearing, budget-wise Fiberglass.





**Specify table top description, size, support style, powdercoat, fiberglass or Marneaux® colors as applicable, with or without umbrella hole.**

DESCRIPTION	DIMENSIONS	CHOICES / OPTIONS / SUPPORT CHOICE
Steelhead Perforated Round	42" dia	<b>choices:</b> powdercoat color; fiberglass or Marneaux color if applicable. Stainless steel.
Steelhead Solid Round	36" or 42" dia	
Catena Stainless Steel Round	30", 36", or 42" dia	<b>options:</b> umbrella hole in table top (must be specified at time of order). <b>support choice:</b> choose from the support styles shown above. When umbrella is specified with 24" or 30" table-top, support must be surface mounted or embedded to safely anchor table. For quad support, surface mount is recommended when used with an umbrella. Support must always be surface mounted or embedded when used with Shade or Solstice sun shades.
Fiberglass Square	30" or 36"	
Fiberglass Round	24", 30", 36", or 42" dia	
Marneaux Round	24", 30", 36", or 42" dia	
Marneaux Square	30" or 36"	
Marneaux Rectangle	30" x 24" or 30" x 48"	



## NYNY™

Design: Thomas Balsley, FASLA



NYNY is a bar-height table with attached rotating stools designed expressly for small urban spaces. NYNY turns city spaces into sociable places. Made of heavy stainless steel and perforated to shed water, it is rugged furniture that's impervious to weather and hard wear.



### Specify description.

DESCRIPTION	DIMENSIONS (D X H)	CHOICES/OPTIONS/NOTES
NYNY Table	58" x 43" tabletop height	<b>choices:</b> above grade table, below grade table. <b>notes:</b> sizes are installed dimensions. Seatbacks are 47" high.
NYNY meets BIFMA performance and safety standards.		





## carousel™ table

Design: Arno Yurk, AIA, IDSA

Carousel table and seating elements define personal space in public settings, marry informality and order, function and flair. The round table is conducive to conversation, while individual seats are comfortable to sit in, and easy to get out of. Carousel is strong and durable, easy to plan and assemble, a cinch to maintain in all kinds of weather.

**Specify description, powdercoat color, table top style, color/finish for fiberglass or Marneaux®, umbrella hole, number of seats, seat panel type, and mounting style.**


DESCRIPTION	DIMENSIONS	CHOICES/OPTIONS/NOTES
Carousel Backless Seats	42" diameter table, 80" overall	<b>choices:</b> three, four, five or six seat unit, backless or backed seat style. Grid or perforated metal seats. Powdercoat color. Steelhead (solid or perforated), powdercoat or stainless steel for Catena, Marneaux or fiberglass table top; color and finish. Freestanding or surface mount. <b>notes:</b> Three-seat style must be surface mounted. Umbrella hole must be specified at time of order. Carousel must be surface mounted when used with Shade or Solstice sun shades. For all styles, if surface mount is specified, table must be surface mounted on site for stability.
Carousel Backed Seats	42" diameter table, 85" overall	



# solstice™

Design: Robert Chipman, ASLA

Solstice performs variations on the shape of shade. Sirius harbors sitters under a generous domed canopy. Cygnus hovers, gesturing gracefully in the surrounding air, while Altair quietly shields with a form as simple as a traditional parasol. All three Solstice variations provide protection and create a destination.



Altair

Cygnus

Sirius

**Specify description, solid or perforated panels, powdercoat color(s).**

DESCRIPTION	DIMENSIONS (H X W)	CHOICES/OPTIONS/NOTES
Solstice <i>Altair</i>	91" x 86"	<b>choices:</b> solid or perforated panels. Powdercoat color(s). <b>notes:</b> All tables used with Solstice must be surface mounted. If used without table, Solstice shades must be secured in surface mount stand. For stand: specify color.
Solstice <i>Cygnus</i>	91" x 92"	
Solstice <i>Sirius</i>	98" x 84"	
Surface mount stand	26" h x 14" dia	

Solstice™ protected by the following design patents: U.S. Patent Nos. D373.466, D373.467 and D373.465.



# equinox™

Best of Neocon Award

Design: Robert Chipman, ASLA

Designed for commercial environments, Equinox features a sturdy aluminum frame and single-piece pole. Nylon-lined center hub makes operation easy; air vent releases gusts of wind. Sunbrella® marine-grade fabric cover is lock-stitched with double seams for added strength.



**Specify description, standard fabric color and powdercoat color.**

DESCRIPTION	DIMENSIONS (H X DIA)	CHOICES/OPTIONS/NOTES
Equinox <i>plain edge</i>	97" x 96"	<b>choices:</b> specify frame and pole powdercoat color. Specify fabric cover color. <b>options:</b> optional fabric colors available for an upcharge. <b>notes:</b> if used without table, umbrella must be secured in surface mount stand. Umbrella must be bolted to table, and lowered or removed in windy conditions.
Equinox <i>valanced edge</i>	97" x 96"	

Equinox™ protected by the following design patent: U.S. Patent No. D410.142.



## annapolis™ bollard

*Design: Brian Kane, IDSA*

Annapolis is a handsome sentinel that performs multiple maneuvers in style.

**Standard Bollard**, with hard-wired lighting and removable options, marks pathways and separates pedestrian and vehicular traffic.

**Security Bollard**, permanently embedded with special footings and internal concrete/steel reinforcement, provides robust barriers between vehicular traffic and pedestrian areas or building structures and is engineered to stop vans, pick-ups, SUVs and other vehicle types.

**Smart Bollard** integrates solar powered lighting based on advanced light-emitting diode (LED) technology. It is a reliable, off-the-grid, energy-saving solution for lighting in areas where hard wiring is unfeasible or inconvenient.



Visit [landscapeforms.com](http://landscapeforms.com) for specification information.


Annapolis design is patent pending.



## bike racks

Design: Robert Chipman, ASLA (pi)  
 Brian Kane, IDSA (bola, flo, ring)

Four artful solutions for bicycle storage and security offer options in function, form and finish. Pi is a vertical rack with powdercoat finish on which bikes are hung vertically by their frames. Bola, Flo and Ring are fluid forms in stainless steel that store bikes in the horizontal position. All support bicycles at two places and lock in at least one.



### Specify description, powdercoat color for Pi rack only.

DESCRIPTION	DIMENSIONS (D X W X H)	CHOICES/OPTIONS/NOTES
Bola™	1-1/2" x 27-1/2" x 32"	<b>choices:</b> powdercoat color for pi rack only. <b>notes:</b> all bike racks meet guidelines of Association of Pedestrian and Bicycle Professionals. See assembly instructions/CSI specs for product details.
Flo™ <i>embedded</i>	28" x 25-1/2" x 32"	
Flo™ <i>surface mount</i>	28" x 26" x 32"	
Ring™	1-1/2" x 25" x 27"	
Pi™ <i>embedded</i>	2" x 21-1/2" x 43"	
Pi™ <i>surface mount</i>	5" x 21-1/2" x 43"	

Pi Rack™ protected by the following design patent: U.S. Patent No. D374.849.  
 Flo, Bola, and Ring are patent pending.



so happy chair + yummy table



i'm dreaming



so happy chair

## TAKE FIVE take five

Design: Philippe Starck (cheap chic); Dominic Symons (i'm dreaming); Philippe Starck (slick slick); Marco Maran (so happy)

**fast, fun, affordable.** Take 5 is a break from the usual. Lightweight and lighthearted, it's also functional and versatile. The collection performs in a variety of commercial outdoor and indoor spaces; in restaurants and entertainment venues, on corporate and university campuses, and in hospitality and healthcare environments. Take 5 offers inspired solutions for spaces where simplicity and economy are called for and a touch of whimsy wouldn't hurt. Take 5 products typically ship within 48 hours.

### chairs

#### Specify description and color.

DESCRIPTION	DIMENSIONS (H X W X D)	CHOICES/OPTIONS/NOTES
Cheap Chic chair	32" x 18" x 19"	<b>notes:</b> aluminum frame with epoxy lacquer finish, polypropylene seat. <b>special features:</b> meets ASTM F1561-03 performance testing; 20 standard height chairs stack on steel trolley; anthracite is fire retardant.
Cheap Chic chair with arms	32" x 23" x 19"	
Cheap Chic barstool	44" x 18" x 21"	
Cheap Chic trolley	34" x 00" x 42"	
I'm Dreaming Lounge Chair	28" x 34" x 38"	<b>notes:</b> double-walled roto-molded polypropylene. <b>special features:</b> stackable.
Slick Slick	32" x 20" x 17"	<b>notes:</b> polypropylene. <b>special features:</b> meets ASTM F1561-03 performance requirements; stackable.
So Happy 4-legs	28" x 34" x 38"	<b>notes:</b> stainless steel tubing; fiberglass-reinforced polypropylene seat. <b>special features:</b> meets ASTM F1561-03 performance requirements; 4-legged is stackable.
So Happy pedestal base	28" x 34" x 38"	



cheap chic chair & barstool + yummy table



slick slick chair + cheap chic table



steely can



quadra planter

s-pot planter

star planter

## tables

### Specify description.

DESCRIPTION	DIMENSIONS	CHOICES/OPTIONS/NOTES
Cheap Chic round table	28" H x 24" W x 24"D	<b>notes:</b> polypropylene top; epoxy lacquered steel base.
Cheap Chic square table	28" H x 27" W x 27" D	
Yummy round top/bar height	24" DIA x 42" H or 32" DIA x 42" H	<b>notes:</b> table top: 20mm stainless steel, stretch-formed around edge. round base: stainless steel, hidden counter weight and top fixing bracket in anti-corrosion-treated cast iron. star base: aluminum with satinized finish. <b>special features:</b> round bases have adjustable glides.
Yummy round top/dining height	24" DIA x 28" H or 32" DIA x 28" H	
Yummy square top/bar height	28" DIA x 42" H	
Yummy square top/dining height	28" DIA x 28" H	
Yummy Star Base bar height/dining height		
Yummy Round Base bar height/dining height		

## litter receptacle

DESCRIPTION	DIMENSIONS (DIA X H)	CHOICES/OPTIONS/NOTES
Steely Can top-opening	20" x 33"	<b>notes:</b> stainless steel; 39 gallon of capacity.
Steely Can side-opening	20" x 42"	

## planters

### Specify description and color.

DESCRIPTION	DIMENSIONS (H X W X D)	CHOICES/OPTIONS/NOTES
Quadra Planter	18" x 18" x 18" or 22" x 22" x 22"	<b>notes:</b> polypropylene.
S-pot Planter	16" W x 20" H or 19" W x 26" H	<b>notes:</b> polypropylene.
Star Planter	18" W x 23" H or 21" W x 16" H	<b>notes:</b> polypropylene.