

All Glass Door Systems

Solutions for All Glass Doors




- ▶ Glass Door Rails
- ▶ Center Lock Housings
- ▶ Top Hung Slider Systems
- ▶ Bottom Slider Systems
- ▶ Designer Sliders
- ▶ Glass Door Systems

Slimline Glass Door Rails
Only 1" Tall!

All Glass Door Systems


Cladding and Accessories for Glass Doors



▶ Top Hung Sliding Systems

Top hung sliding and stacking glass door systems allow for there to be no track in the floor and give a clean appearance. The top track carries the load and can hold up to 1,000 pounds per door.

- Can swing and slide
- No tripping hazards
- Can stack into a pocket or stacking area
- Perfect for wall dividers



▶ Bottom Sliding Systems

These glass sliding walls have the sliding mechanism hidden in the bottom of the glass door rails. Smooth operation and virtually no stress on the header as all the weight is handled by the bottom slider.

- Ships within a week
- No steel required
- Cost effective alternate to top hung sliding doors



▶ Designer Sliders

Stylish and industrial, our Designer Sliders give a unique look to any all glass entrance and provide better installation flexibility.

- Exposed rollers showcase the sliding mechanism
- Perfect for unique openings or double doors
- No header or wall glass needed for installation

Advantages


Independently tested

Will accommodate 3/8" to 3/4" glass

Field adjustable up to 1"

Adjustable while door is hanging

Can work with multiple types of hardware



Ships in 2 Days!



Sure Grip Glass Door Rails

Doralco's revolutionary design allows simple, clean assembly, and easy installation. Our system accommodates most glass door hardware and numerous finishes to complement a variety of innovative design applications.

- Independently tested - 16 years in the market
- Fully field adjustable
- Ships in 2 days
- Available in 3 3/8" - 12" heights



Slimline Glass Door Rails

The world's smallest dry glaze glass door rails! No Glass Door rail can compete with the size or quality of the Slimline Door Rail. Perfect for clean lines in door, wall and cabinet applications.

- Glass is more visible
- Any finish desired
- Ships in 2 days
- Available in 1"-2.5" heights and 1" width



All Glass Door Systems

Glass Door Accessories

- Center Lock Housings
- Vertical Stiles
- Floating Header Bars
- Door Patches
- Vinyl Sidelite Rails
- Channels and Header Bars



Floating Headers
Unlimited Design Potential



World's Smallest Glass Door
Center Locks and Patches



100% Recyclable

Sustainable Products
for Sustainable Projects.

LEED Credit Potential

Free Design Assist Service

Our team is always available
to inform and suggest
innovative solutions for your
project.

www.doralco.com

- Downloads
- Specs and Technical Data
- Photos
- Installation Videos

DORALCO
ARCHITECTURAL METAL SOLUTIONS

INTERTEC | Sunshades and Grilles
COMPOSITEcore | Architectural Panel Systems
ENTRANCE METAL | Glass Door Systems
MACHINE WORKS | Custom Metal Fabrication



doralco.com
1.888.44.DORALCO