

# PROSLIDE™

ALUMINUM LANDSCAPE EDGING

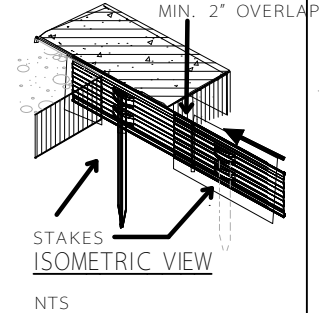
PERMALOC CORPORATION, 13505 BARRY STREET HOLLAND, MI, 49424  
 (800) 356-9660 PHONE: (616) 399-9600 fax: (616) 399-9770 WWW.PERMALOC.COM



ARCHITECT NOTE: CHECK OFF APPLICABLE SIZE & FINISH DESIRED

SIZE:

- 1/8" X 4" (3.2MM X 102MM), 0.055" (1.40MM) THICK  
 w/ 0.26" (6.6MM) EXPOSED TOP LIP MF BL GR BR BL ANO
- 3/16" X 4" (4.8MM X 102MM), 0.099" (2.51MM) THICK  
 w/ 0.298" (7.57MM) EXPOSED TOP LIP MF BL GR BR BL ANO
- 1/8" X 5 1/2" (3.2MM X 140MM), 0.055" (1.40MM) THICK  
 w/ 0.26" (6.6MM) EXPOSED TOP LIP MF BL GR BR BL ANO
- 3/16" X 5 1/2" (4.8MM X 140MM), 0.099" (2.51MM) THICK  
 w/ 0.298" (7.57MM) EXPOSED TOP LIP MF BL GR BR BL ANO

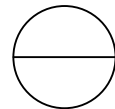
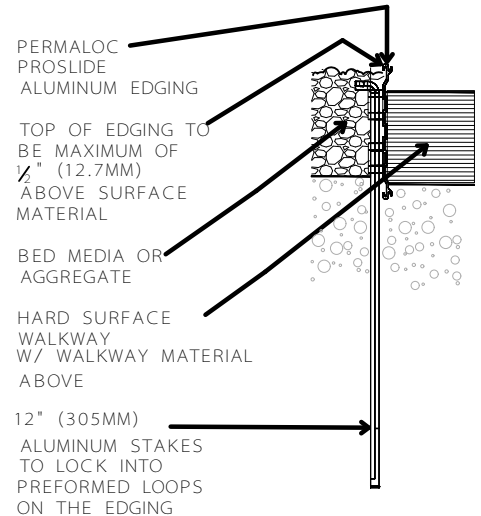


FINISH LEGEND:

- (MF) MILL FINISH - NATURAL ALUMINUM
- (BL) BLACK DURAFLEX - MEETS AAMA 2603
- (GR) GREEN DURAFLEX - MEETS AAMA 2603
- (BR) BRONZE DURAFLEX - MEETS AAMA 2603
- (BLANO) BLACK ANODIZED - CLASS II, AA - M10C21A33

NOTES:

1. INSTALL PER MANUFACTURER'S "INSTALLATION GUIDELINES"
2. 8' - 0" (2.44 M) SECTIONS TO INCLUDE (3) 12" (305 MM) ALUMINUM STAKES.
3. 16' - 0" (4.88 M) SECTIONS TO INCLUDE (5) 12" (305 MM) ALUMINUM STAKES.
4. CORNERS - CUT BASE OF EDGING UP HALFWAY AND FORM A CONTINUOUS CORNER.
5. PERMALOC PROSLIDE AS MANUFACTURED BY PERMALOC CORPORATION, HOLLAND MI. (800) 356-9660, (616) 399-9600
6. CONTRACTOR'S NOTE: FOR PRODUCT AND PURCHASING INFORMATION VISIT: WWW.PERMALOC.COM



RAISED PLANTING BED ALONG WALKWAY

SCALE: 3" = 1' - 0"