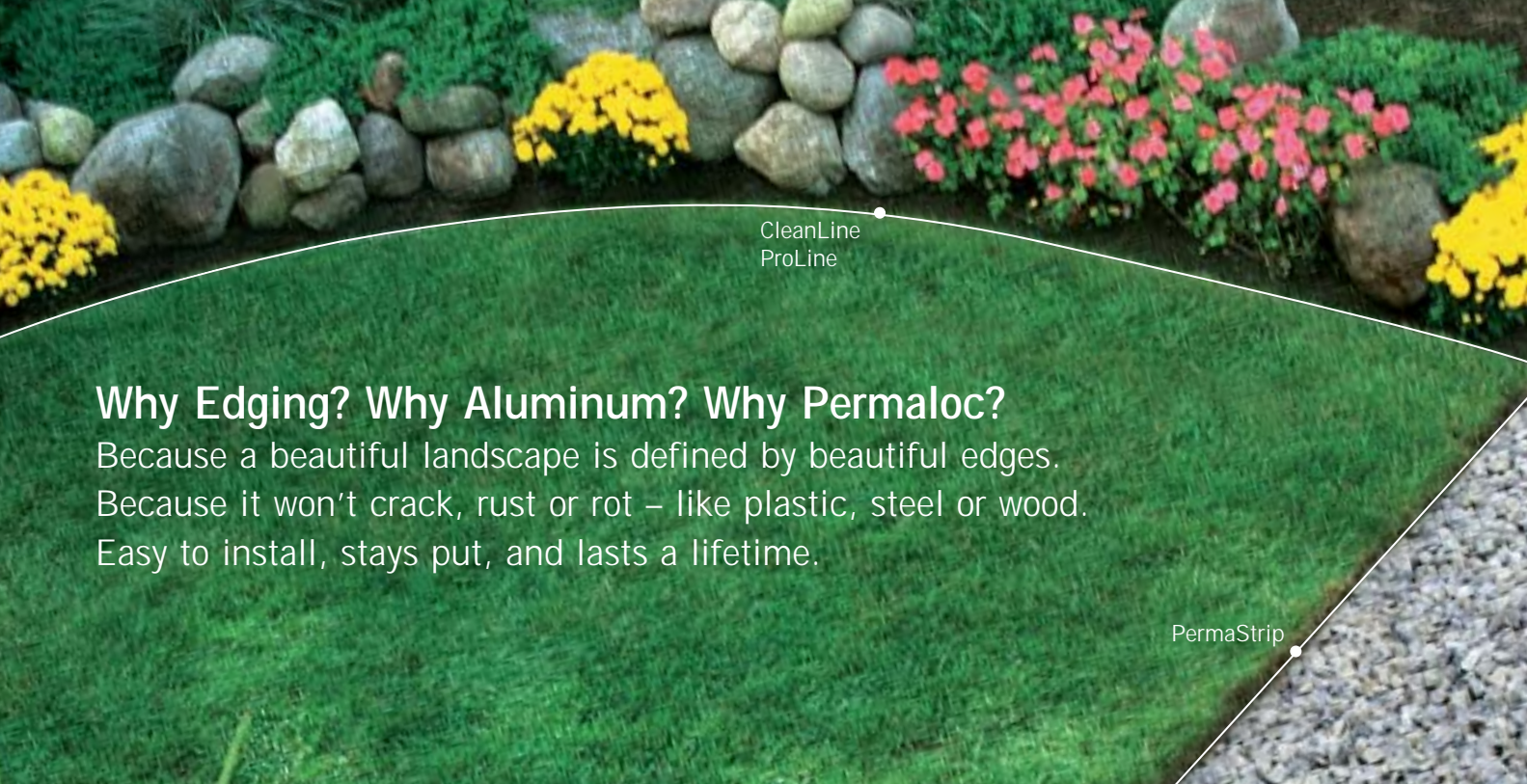




Why Edging? Why Aluminum?
Why Permaloc?



CleanLine
ProLine

PermaStrip

Why Edging? Why Aluminum? Why Permaloc?

Because a beautiful landscape is defined by beautiful edges.
Because it won't crack, rust or rot – like plastic, steel or wood.
Easy to install, stays put, and lasts a lifetime.

CleanLine, ProLine and PermaStrip are Permaloc's landscape edging solutions.

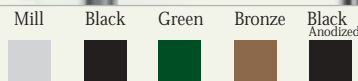
CleanLine™

Aluminum Landscape Edging

CleanLine is a complete series of commercial grade aluminum landscape edging designed to function in professional landscapes. CleanLine is engineered to maximize design sustainability and provide long-term durability by withstanding the demands of professional lawn maintenance and volume pedestrian traffic.

- Patented, stakeless snap-down connection
- Permanent installation
- Vertical grade-change connector and connection splice available

CleanLine is available in 1/8" or 3/8" thickness by 3", 4", or 5 1/2" heights.



ProLine™

Aluminum Landscape Edging

ProLine is a professional quality aluminum landscape edging designed for use in residential and light commercial landscapes. It incorporates many of the design features of our premium commercial products and is known for its quality, ease of installation, and long-term durability. ProLine is a superior alternative to plastic, steel, and wood.

- Patented, stakeless snap-down connection
- Vertical grade-change connector and connection splice available
- Long-term durability
- Easy to install

ProLine is available in 1/8" thickness by 4" height.



CleanLine and ProLine are designed with a unique patented, stakeless connection system that snaps down to permanently interlock adjacent edging sections – eliminating horizontal separation or possible weak points. All of our edging systems include heavy 12-inch, interlocking aluminum stakes that securely anchor it into the ground, providing long-term retention and ensuring that your designs will stand the test of time.

PermaStrip™

Aluminum Maintenance Strip

PermaStrip is a semi-rigid, L-shaped aluminum maintenance strip specifically designed to make straight runs and gentle curves bordering buildings, fences and other problem maintenance areas. Perfect for decomposed granite paths and driveways, retaining decorative stone, and for edging areas that require straight lines and soft curves.

- Strong L-shaped design
- Easy to install
- Safe and aesthetic
- Permanent installation
- Aluminum eliminates cracking, rusting or rotting

PermaStrip is available in 1/8" or 3/8" thickness by 3 1/2" height.





AsphaltEdge, AthletEdge and StructurEdge are Permaloc's surface restraint solutions.


AsphaltEdge™

Aluminum Asphalt Restraint


AsphaltEdge is the only patented product specifically designed to perform as an integral edge restraint system for asphalt. AsphaltEdge provides full and consistent material thickness to the edge of the pavement. It is designed to help prevent broken edges and provide a finished, maintainable, long-term solution for asphalt installations.

- Perfect for straight or curved runs
- A unique sliding connection system
- Safe and aesthetic
- Clean and professional
- Natural look

Available in 1", 1½", 2", 2½", 3", and 4" depths.



Mill



Black



AthletEdge™

Aluminum Athletic Surface Restraint


AthletEdge is a line of flexible, L-shaped aluminum athletic surface/asphalt restraints designed for use over aggregate, asphalt and concrete. From running tracks to tennis courts, AthletEdge provides a clean appearance on your sports installations.

- A unique sliding connection system
- Safe and aesthetic
- Sidewall "weep holes" aid lateral drainage.
- Natural look


Available in 1", 1½", 2", 2½", 3", and 4" depths.



Mill



Black



Permaloc manufactures a complete line of restraint systems serving the interlocking concrete paver and asphalt pavement markets. Our restraints are strong, durable, and specifically designed for each type of application. From light-duty residential walkways and patios, to heavy-duty driveways and parking lots, Permaloc has a restraint system that meets your every need.

StructurEdge™

Aluminum Brick and Paver Restraint


StructurEdge is a flexible L-shaped aluminum paving restraint designed as an edge restraint for pavers. It provides a clean, unobstructed edge along the paver installation allowing the use of a power edger directly adjacent to the paving stones. It's quick and easy to install and readily forms to curves, angles and straight runs.

- Strong L-shaped design
- Safe and aesthetic
- Aluminum eliminates cracking, rusting or rotting
- Permanent installation
- Easy to install

Available in heavy, medium and light duty grades in 1½" and 2½" heights.



Mill



Black



The World Leader in Aluminum Edging.

Permaloc Corporation is the world's leading manufacturer and distributor of high-performance aluminum landscape edging and restraint systems. Our quality, ease of installation, and world-class customer service has made us the preferred choice of architects and contractors around the world. At Permaloc we understand that products should be application and solution driven. Our entire line of aluminum edging and restraint systems is designed by landscape architects to provide exacting performance. Challenging design applications have been carefully considered and products developed to provide appropriate solutions. Permaloc systems are unequalled in our industry and have proven to be the world's finest products for landscape edging and restraint.



CleanLine
ProLine



The Smithsonian Institute is one of the many beautiful landscapes that feature Permaloc aluminum edging and restraints.

Same day shipment

All products are inventoried for immediate shipment.

15-year limited warranty

All parts and materials are covered. Ask your representative for details.

For more information

Specifiers Guide, 3-part specifications, CAD details, and product data sheets are available by calling **1-800-356-9660** or visiting us on the web at www.permaloc.com.



P. 1.616.399.9600
1.800.356.9660
F. 1.616.399.9770

13505 Barry Street
Holland, MI 49424

info@permaloc.com

www.permaloc.com