

hes<sup>®</sup>

FOLGER ADAM<sup>®</sup>

# 2010 PRICELIST

HES<sup>®</sup> AND FOLGER ADAM<sup>®</sup>  
ELECTRIC STRIKES

As leaders in access control, the  
HES and Folger Adam electric strike  
lines offer solutions for a wide variety of  
applications, meeting end-user demands  
for innovation, strength, and service.

ASSA ABLOY



ASSA ABLOY, the global leader  
in door opening solutions

# About



HES is an ASSA ABLOY Group company. ASSA ABLOY is the global leader in door opening solutions, dedicated to satisfying end-user needs for security, safety, and convenience.

At Hanchett Entry Systems, Inc. (HES), we're committed to being the leading provider of electro-mechanical locking solutions and support. For more than 30 years, we've been 'raising the standards' of the industry, developing ground-breaking new solutions like the 8000 concealed electric strike, the windstorm listed 1006 Series, and the surface mounted 9600.

Likewise, we're committed to building on the solid tradition of our Folger Adam product line, offering high quality, industrial grade electric strikes. Now part of HES, Folger Adam continues to satisfy a variety of needs for extra heavy duty durability and tamper resistance.

Above all else, HES believes in meeting the needs of our customers. Our success has been built on listening to you—and delivering products and services to advance your business. We value long term relationships with our suppliers and sales partners, seeking out groups that command respect in their local markets and operate with the highest level of professionalism.

On behalf of our entire team, thank you for using HES products!

HES is ISO 9001 certified.

## Effective February 1, 2010



### Product Changes for 2010

The following products have been changed or discontinued by HES. Should you have any questions, please contact customer support at 800.626.7590.

#### Product Updates:

1. The 5900 series product will now be known as the 8000 series. See page 13.
2. The 591-595 faceplate options will now be known as 801-805 faceplate options.
3. The 1006 series now features a sleek new keeper and 100% stainless steel cast case.
4. New solutions include the fire-rated 8300 series, the slim-line 9400 series, and the iCLASS® hybrid electric strikes.
5. All HES electric strikes will come with convenient new pigtails for 12V and 24V wiring, so that you can configure electric strikes and accessories with less time and effort.

#### Discontinued Products:

- 710-2-3 Strike latch guard (astragal)
  - 2002-12: AC transformer
  - 2002-24: AC transformer
  - 2003: MOV
  - 2008: Plug-in connectors
  - 2009P: Plug-in LED
  - 501B and 503B faceplate options
- } replaced with the new 2002: Universal AC transformer



### Note

630 is the standard finish; all others are considered special finishes and may have a longer lead time. Please call customer support at 800.626.7590 for current lead times on all special finishes.

# Table of Contents

HES Electric Strikes	1006 Series	electric strikes faceplate options	P. 7 P. 7
	4500 Series	electric strikes	P. 8
	5000 Series	electric strikes faceplate options	P. 9 P. 9
	5200 Series	electric strikes faceplate options	P. 10 P. 10
	5900 Series now known as 8000 series	electric strikes faceplate options	P. 13 P. 13
	7000 Series	electric strikes faceplate options	P. 11 P. 11
	7500 Series	electric strikes faceplate options	P. 12 P. 12
	8000 Series previously known as 5900 series	electric strikes faceplate options	P. 13 P. 13
	8300 Series	electric strikes faceplate options	P. 14 P. 14
	9400 Series	electric strikes	P. 15
Hybrid Electric Strikes	9500 Series	electric strikes	P. 16
	9600 Series	electric strikes	P. 17
	RF Series	electric strikes faceplate options	P. 18
	IC Series	electric strikes faceplate options	P. 19
	HT Series	electric strikes faceplate options	P. 20

300 Series	310-2 electric strikes	P. 25
	310-2 faceplate only	P. 25
	310-2 3/4 electric strikes	P. 25
	310-2 3/4 faceplate only	P. 25
	310-2 3/4OB electric strikes	P. 26
	310-2 3/4OB faceplate only	P. 26
	310-2 3/4U electric strikes	P. 26
	310-2 3/4U faceplate only	P. 26
	310-3-1 electric strikes	P. 27
	310-3-1 faceplate only	P. 27
	310-1 strike body only	P. 27
300 Series	310-4 electric strikes	P. 28
	310-4 faceplate only	P. 28
	310-4(S) electric strikes	P. 28
	310-4(S) faceplate only	P. 28
300 Series	310-4-1 electric strikes	P. 29
	310-4-1 faceplate only	P. 29
	310-4-2 electric strikes	P. 29
	310-4-2 faceplate only	P. 29
	310-4-3 electric strikes	P. 30
	310-4-3 faceplate only	P. 30
	310-4-30 electric strikes	P. 30
	310-4-30 faceplate only	P. 30
	310-6-8 electric strikes	P. 31
	310-6-8 faceplate only	P. 31
300 Series	310-6-1 electric strikes	P. 31
	310-6-1 faceplate only	P. 31
	310-6-2 electric strikes	P. 32
	310-6-2 faceplate only	P. 32

continued on next page

# Table of Contents

Folger Adam Electric Strikes	300 Series	310-6-3 electric strikes	P. 32
		310-6-3 faceplate only	P. 32
		310-6-30 electric strikes	P. 33
		310-6-30 faceplate only	P. 33
		310-1-1 strike body only	P. 33
		310-1-2 strike body only	p. 34
Folger Adam Electric Strikes	700 Series	310-1-3 strike body only	p. 34
		310-1-30 strike body only	p. 34
		712 electric strikes	P. 35
		712 faceplate only	P. 35
		712-75 electric strikes	P. 35
		712-75 faceplate only	P. 35
Folger Adam Electric Strikes	700 Series	732 electric strikes	P. 36
		732 faceplate only	P. 36
		732-75 electric strikes	P. 36
		732-75 faceplate only	P. 36
		710 strike body only	P. 37
		710-75 strike body only	p. 37
Folger Adam Electric Strikes	700 Series	730 strike body only	p. 38
		730-75 strike body only	p. 38
		742-75 electric strikes	P. 39
		742-75 faceplate only	P. 39
Folger Adam Electric Strikes	700 Series	740-75 strike body only	P. 39
Folger Adam Electric Strikes	700 Series		
Folger Adam Electric Strikes	700 Series		

Electro-Mechanical & Accessories	660 Electro-Mechanical Lock	P. 21
	Electrical Accessories	P. 40
	Hardware Accessories	P. 41
	HES Demo Mounts	P. 42
General Information	Lock Cross Reference	P. 44-45
	Compatibility Chart	P. 46-47
	Trademark Usage	P. 48-49
	Terms & Conditions	P. 50-51

# How to Order

An HES electric strike is really an “electric strike system” composed of a strike body, faceplate and accessories. Most faceplates and accessories are interchangeable within a series and must be ordered separately. Please enter each component on a separate line (see example below).

## Electric Strike Body Ordering

strike series	fail safe or fail secure	voltage	finishes	optional features
Choose electric strike series number	Specify an “F” for Fail Safe (Fail Secure is standard)	Specify voltage when ordering a 7000, 7500 or 660	Choose finish number	This item refers to options such as latchbolt monitor, strike switches, etc.

## Example of Electric Strike Body Ordering

① To order a 1006 series that is fail safe in a 630 finish with a latchbolt strike monitoring option, write:

- 1006-F-12/24-630-LBSM

To order a second 1006 series that is fail secure in a 630 finish, write:

- 1006-12/24-630

## Faceplate Option Ordering

faceplate series	faceplate options finish
Choose faceplate series number	Choose finish number

## Example of Faceplate Option Ordering

② To include a faceplate option, order as a second line item, write:

- KM-630

To order a second faceplate option in a 630 finish, write:

- J2-630

## Accessories Model Ordering

accessories model
Choose accessories

## Example of Accessories Model Ordering

③ To add accessories to your electric strike, write the following on a separate line:

- 2006M Plug-in Buzzer

# Sample Order Form



22630 N. 17th Avenue  
Phoenix, AZ 85027  
P: 623.582.4626  
F: 623.582.4641  
[www.hesinnovations.com](http://www.hesinnovations.com)

## Bill To

Customer Number **0393039765**  
Company Name **Durden Distribution**  
Address **1537 Paper Street**  
City **Wilmington** State **DE**  
Zip **19808** Daytime Phone **288-555-0153**

### Ship To

Customer Number 0805062971  
Company Name Robert Paulsen, Inc  
Address 123 S. Figueroa St  
City Los Angeles State CA  
Zip 90213 Daytime Phone 714-629-2685

[illegible]

This communication is subject to our Standard Terms and Conditions, available in 2010 catalogs and pricelists or at <http://www.hesinnovations.com>

ASSA ABLOY, the global leader  
in door opening solutions



## 1006 ELECTRIC STRIKE BODIES

Model & Finishes	630	BLK	613	605	606, 612, 629
1006	462.00	457.00	479.00	527.00	515.00
1006-F (Fail Safe)	462.00	457.00	479.00	527.00	515.00
1006-LBM	554.00	548.00	572.00	619.00	607.00
1006-LBSM	572.00	567.00	590.00	635.00	625.00
1006-F-LBM (Fail Safe)	554.00	548.00	572.00	619.00	607.00
1006-F-LBSM (Fail Safe)	572.00	567.00	590.00	635.00	625.00

## 1006 FACEPLATES

Option	630	BLK	613	605	606, 612, 629
J	30.00	45.00	45.00	83.00	72.00
E	45.00	56.00	56.00	83.00	72.00
K, KD, KM	30.00	45.00	45.00	83.00	72.00
N, ND, HM	45.00	56.00	56.00	83.00	72.00
A, AD, AM	45.00	56.00	56.00	83.00	72.00
T, TD	45.00	56.00	56.00	83.00	72.00
H, HD, HM, HT, HTD	45.00	56.00	56.00	83.00	72.00
R	45.00	56.00	56.00	83.00	72.00
Z	30.00	45.00	45.00	83.00	72.00
J-2, K-2, KM-2, N-2	56.00	70.00	70.00	92.00	80.00
T-2, A-2, H-2	70.00	82.00	82.00	107.00	92.00

## 1006 ACCESSORIES

Model	Price
157: Torx Screws	6.00
1000-102: Rain guard	11.00
1006-103: Full keeper shims	6.00
1000-104: Lip extension trim adapter (BLK)	28.00
1006-105: Trim enhancer (BLK)	24.00
1006-109: Trim adapter (BLK)	27.00
1000-110: Replacement strike plate	80.00
1000-130: KD filler plate	9.00

For additional universal accessories, see page 40-41.

### Reference Notes:

- All faceplates are sold separately.
- All strikes ship Fail Secure standard. Specify "F" for Fail Safe.
- All strikes ship 12VDC standard. Strike is field selectable 12VDC or 24VDC.
- Monitoring options are LBM (monitors position of latchbolt) and LBSM (monitors position of latchbolt and keeper).



### 4500 ELECTRIC STRIKE MODELS (includes both strike body and faceplate)

Model & Finishes	630	613	605	606	612	629
4500	496.00	525.00	577.00	553.00	553.00	577.00
4500-F (Fail Safe)	496.00	525.00	577.00	553.00	553.00	577.00
4500-LBM	554.00	621.00	673.00	649.00	649.00	673.00
4500-LBSM	607.00	639.00	693.00	668.00	668.00	693.00
4500-F-LBM (Fail Safe)	554.00	621.00	673.00	649.00	649.00	673.00
4500-F-LBSM (Fail Safe)	607.00	639.00	693.00	668.00	668.00	693.00

### 4500 ACCESSORIES

Model	Price
157: Torx Screws	6.00
4500-105: Trim enhancer (BLK)	19.00
4500-110: Replacement strike plate	78.00
4500-131: Filler block	32.00

For additional universal accessories, see page 40-41.

#### Reference Notes:

- Strikes are sold as a complete unit.
- All strikes ship Fail Secure standard. Specify "F" for Fail Safe.
- All strikes ship 12VDC/VAC standard. Strike is field selectable 12VDC/VAC or 24VDC/VAC. (DC continuous duty/AC intermittent duty).
- Monitoring options include LBM (monitors position of latchbolt) and LBSM (monitors position of latchbolt and keeper).

#### Special Notes:

Relocation of the strike prep make be required for Schlage L Series and Yale 8700 mortise locks. Consult HES customer support regarding use with Best 40 series.





## 5000 ELECTRIC STRIKE BODIES

Model & Finishes	630
5000	145.00
5000 LBM	205.00

## 5000/5200 FACEPLATES

Option	630	BLK	613	605	606	612	629
501	16.00	32.00	32.00	52.00	39.00	39.00	52.00
501A	20.00	35.00	35.00	56.00	42.00	42.00	56.00
502	35.00	47.00	47.00	68.00	55.00	55.00	68.00
503	35.00	47.00	47.00	68.00	55.00	55.00	68.00
504	35.00	47.00	47.00	68.00	55.00	55.00	68.00

## 5000 ACCESSORIES

Model	Price
157: Torx Screws	6.00
5104-1/2: 1/2" stackable lip extension	39.00
5104-1: 1" stackable lip extension	45.00
5104-1-1/4: 1-1/4" stackable lip extension	48.00
5104-3: 3" stackable lip extension	48.00

For additional universal accessories, see page 40-41.

### Reference Notes:

- All faceplates are sold separately.
- All strikes ship Fail Secure standard. Strike is field selectable Fail Secure/Fail Safe.
- All strikes ship 12VDC/VAC standard. Strike is field selectable 12VDC/VAC or 24VDC/VAC (DC continuous duty/AC intermittent duty).
- Monitoring option is LBM (monitors position of latchbolt).



### 5200 ELECTRIC STRIKE BODIES

Model & Finishes	630
5200	145.00
5200 LBM	205.00
5200 LBSM	226.00

### 5000/5200 FACEPLATES

Option	630	BLK	613	605	606	612	629
501	16.00	32.00	32.00	52.00	39.00	39.00	52.00
501A	20.00	35.00	35.00	56.00	42.00	42.00	56.00
502	35.00	47.00	47.00	68.00	55.00	55.00	68.00
503	35.00	47.00	47.00	68.00	55.00	55.00	68.00
504	35.00	47.00	47.00	68.00	55.00	55.00	68.00

### 5200 ACCESSORIES

Model	Price
157: Torx Screws	6.00
5200-500: Filler Block	45.00
5204-1/2: 1/2" stackable lip extension	39.00
5204-1: 1" stackable lip extension	45.00
5204-1-1/4: 1-1/4 stackable lip extension	45.00
5204-3: 3" stackable lip extension	48.00

For additional universal accessories, see page 40-41.

#### Reference Notes:

- All faceplates are sold separately.
- All strikes ship Fail Secure standard. Strike is field selectable Fail Secure/Fail Safe.
- All strikes ship 12VDC/VAC standard. Strike is field selectable 12VDC/VAC or 24VDC/VAC (DC continuous duty/AC intermittent duty).
- Monitoring options are LBM (monitors position of latchbolt) and LBSM (monitors position of latchbolt and keeper).



## 7000 ELECTRIC STRIKE BODIES

Model & Finishes	630
7000-12	204.00
7000-12 LBM	298.00
7000-24	204.00
7000-24 LBM	298.00

## 7000 FACEPLATES

Option	630	BLK	613	605	606	612	629
701	50.00	64.00	64.00	88.00	73.00	73.00	88.00
702	50.00	64.00	64.00	88.00	73.00	73.00	88.00

Option	626	613c
783S	125.00	184.00
786S	140.00	208.00
789S	140.00	208.00

## 7000 ACCESSORIES

Model	Price
157: Torx Screws	6.00
7000-104: Lip extension trim adapter (701 & 702 options only)	18.00
7000-105: Trim enhancer (goof plate) (701 & 702 options only)	18.00
7000-106: Keeper pocket adapter (783S & 789S options only)	15.00
7000-107: Full keeper shim pack	5.00
7000-108: Spacer plate (783S & 789S options, black finish only)	27.00
7000-110: Replacement strike plate (701 option only)	78.00
SMB: Surface mounting box (783S and 789S options)	160.00

For additional universal accessories, see page 40-41.

### Reference Notes:

- All faceplates are sold separately.
- All strikes ship Fail Secure standard. Strike is field selectable Fail Secure/Fail Safe.
- All strikes ship either 12VDC or 24VDC standard. Please specify voltage when ordering.
- Monitoring option is LBM (monitors position of latchbolt).



### 7500 ELECTRIC STRIKE MODELS (includes both strike body and faceplate)

Model & Finishes	630	613	605	606	612	629
7501-12	498.00	529.00	583.00	558.00	558.00	558.00
7501-12 LBM	595.00	630.00	695.00	666.00	666.00	666.00
7501-24	498.00	529.00	583.00	558.00	558.00	558.00
7501-24 LBM	595.00	630.00	695.00	666.00	666.00	666.00

Model & Finishes	630	613	605	606	612	629
7505-12	540.00	573.00	633.00	605.00	605.00	605.00
7505-12 LBM	639.00	678.00	747.00	716.00	716.00	716.00
7505-24	540.00	573.00	633.00	605.00	605.00	605.00
7505-24 LBM	639.00	678.00	747.00	716.00	716.00	716.00

For universal accessories, see page 40-41.

#### Reference Notes:

- Strikes are sold as a complete unit.
- All strikes ship Fail Secure standard. Strike is field selectable Fail Secure/Fail Safe.
- All strikes ship either 12VDC or 24VDC standard. Please specify voltage when ordering.
- Monitoring option is LBM (monitors position of latchbolt).



## 8000 ELECTRIC STRIKE BODIES

Model & Finishes	630
8000	181.00
8000 LBM	246.00

## 8000 ELECTRIC STRIKE & FACEPLATE (electric strike body and faceplate sold as a combination unit)

Model & Finishes	630
8000 w/ 801 Faceplate	206.00

## 8000/8300 FACEPLATES

Option	630	BLK	613	605	606	612	629
801	25.00	40.00	40.00	62.00	48.00	48.00	62.00
801A	30.00	44.00	44.00	67.00	53.00	53.00	67.00
802	43.00	58.00	58.00	80.00	66.00	66.00	80.00
803	43.00	58.00	58.00	80.00	66.00	66.00	80.00
805	43.00	58.00	58.00	80.00	66.00	66.00	80.00

For universal accessories, see page 40-41.

### Reference Notes:

- All faceplates are sold separately, except on noted combination unit.
- All strikes ship Fail Secure standard. Strikes are field selectable Fail Secure/Fail Safe.
- All strikes ship 12VDC/VAC standard. Strike is field selectable 12VDC/VAC or 24VDC/VAC (DC continuous duty/AC intermittent duty).
- Monitoring option is LBM (monitors position of latchbolt).

**Note:** The change in model number from 5900 to 8000 highlights the increased compatibility of this premium line. Updated to ensure frame clearance in an even greater selection of frames, this product now fits within an ANSI frame prep set at all hinge and door spacings per SDI-129-04 with no frame interference.

**Previously sold  
as 5900 Series**



### 8300 ELECTRIC STRIKE BODIES

Model & Finishes	630
8300	450.00
8300 LBM	515.00

### 8000 ELECTRIC STRIKE & FACEPLATE (electric strike body and faceplate sold as a combination unit)

Model	630
8300 w/ 801 Faceplate	475.00

### 8000/8300 FACEPLATES

Option	630	BLK	613	605	606	612	629
801	25.00	40.00	40.00	62.00	48.00	48.00	62.00
801A	30.00	44.00	44.00	67.00	53.00	53.00	67.00
802	43.00	58.00	58.00	80.00	66.00	66.00	80.00
803	43.00	58.00	58.00	80.00	66.00	66.00	80.00
805	43.00	58.00	58.00	80.00	66.00	66.00	80.00

For universal accessories, see page 40-41.

#### Reference Notes:

- All faceplates are sold separately, except on noted combination unit.
- All strikes ship Fail Secure standard. Strike is field Fail Secure/Fail Safe.
- All strikes ship 12VDC/VAC standard. Strike is field selectable 12VDC/VAC or 24VDC/VAC (DC continuous duty/AC intermittent duty).
- Monitoring option is LBM (monitors position of latchbolt).



## 9400 ELECTRIC STRIKE MODELS

Model & Finishes	630	613	605	606	612	629
9400	450.00	496.00	531.00	520.00	520.00	531.00
9400 LBM	534.00	580.00	616.00	604.00	604.00	616.00
9400 LBSM	632.00	677.00	713.00	700.00	700.00	713.00

## 9400 ACCESSORIES

Model	Price
9500/9600-108: Spacer plate	26.00
SMB: Surface mounting box	160.00

For additional universal accessories, see page 40-41.

### Reference Notes:

- Strikes are sold as a complete unit.
- All strikes ship Fail Secure standard. Strike is field selectable Fail Secure/Fail Safe.
- All strikes ship 12VDC standard. Strike is field selectable 12VDC or 24VDC.
- Monitoring options are LBM (monitors position of latchbolt) and LBSM (monitors position of latchbolt and keeper).



### 9500 ELECTRIC STRIKE MODELS

Model & Finishes	630	613	605	606	612	629
9500	548.00	595.00	632.00	621.00	621.00	632.00
9500 LBM	635.00	683.00	719.00	708.00	708.00	719.00
9500 LBSM	737.00	784.00	821.00	810.00	810.00	821.00

### 9500 ACCESSORIES

Model	Price
9500/9600-108: Spacer plate	26.00
SMB: Surface mounting box	160.00

For additional universal accessories, see page 40-41.

#### Reference Notes:

- Strikes are sold as a complete unit.
- All strikes ship Fail Secure standard. Strike is field selectable Fail Secure/Fail Safe.
- All strikes ship 12VDC standard. Strike is field selectable 12VDC or 24VDC.
- Monitoring options are LBM (monitors position of latchbolt) and LBSM (monitors position of latchbolt and keeper).





## 9600 ELECTRIC STRIKE MODELS

Model & Finishes	630	613	605	606	612	629
9600	470.00	516.00	551.00	540.00	540.00	551.00
9600 LBM	554.00	600.00	636.00	624.00	624.00	636.00
9600 LBSM	652.00	697.00	733.00	720.00	720.00	733.00

## 9600 ACCESSORIES

Model	Price
9500/9600-108: Spacer plate	26.00
SMB: Surface mounting box	160.00

For additional universal accessories, see page 40-41.

### Reference Notes:

- Strikes are sold as a complete unit.
- All strikes ship Fail Secure standard. Strike is field selectable Fail Secure/Fail Safe.
- All strikes ship 12VDC standard. Strike is field selectable 12VDC or 24VDC.
- Monitoring options are LBM (monitors position of latchbolt) and LBSM (monitors position of latchbolt and keeper).



### RF5010 HYBRID ELECTRIC STRIKE BODIES

Model & Finishes	630
RF5010-IA (internal antenna)	468.00
RF5010-EA (external antenna)	468.00

For RF5010 faceplates, see page 9.

### RF5210 HYBRID ELECTRIC STRIKE BODIES

Model & Finishes	630
RF5210-IA (internal antenna)	468.00
RF5210-EA (external antenna)	468.00

For RF5210 faceplates, see page 10.

### RF8010 HYBRID ELECTRIC STRIKE BODY

Model & Finishes	630
RF8010-EA (external antenna)	509.00

For RF8010 faceplates see, page 13.

### RF8310 HYBRID ELECTRIC STRIKE BODY

Model & Finishes	630
RF8310-EA (external antenna)	778.00

For RF8310 faceplates, see page 14.

For universal accessories, see page 40-41.

#### Reference Notes:

- All strikes include integrated HID® Prox Card reader, door position switch, latchbolt monitor, LED, and buzzer.
- All faceplate are sold seperately.
- All strikes ship Fail Secure standard. Strike is field selectable Fail Secure/Fail Safe.
- All strikes ship 12VDC standard.



### IC5020 HYBRID ELECTRIC STRIKE BODY

Model & Finishes	630
IC5020-EA (external antenna)	475.00

For IC5020 faceplates, see page 9.

### IC5220 HYBRID ELECTRIC STRIKE BODY

Model & Finishes	630
IC5220-EA (external antenna)	475.00

For IC5220 faceplates, see page 10.

### IC8020 HYBRID ELECTRIC STRIKE BODY

Model & Finishes	630
IC8020-EA (external antenna)	516.00

For IC8020 faceplates, see page 13.

### IC8320 HYBRID ELECTRIC STRIKE BODY

Model & Finishes	630
IC8320-EA (external antenna)	785.00

For IC8320 faceplates, see page 14.

For universal accessories, see page 40-41.

#### Reference Notes:

- All strikes include integrated HID® iClass® Card reader, door position switch, latchbolt monitor, LED, and buzzer.
- All faceplates are sold separately, except on noted combination units.
- All strikes ship Fail Secure standard. Strike is field selectable Fail Secure/Fail Safe.
- All strikes ship 12VDC standard.



## HT1006 HYBRID ELECTRIC STRIKE BODY

Model & Finishes	630
HT1006	608.00

## HT1006 FACEPLATES

Option	630	BLK	613	605	606, 612, 629
J	30.00	45.00	45.00	83.00	72.00
K, KD, KM	30.00	45.00	45.00	83.00	72.00
N, ND, HM	45.00	56.00	56.00	83.00	72.00
Z	30.00	45.00	45.00	83.00	72.00
J-2, K-2, KM-2, N-2	56.00	70.00	70.00	92.00	80.00

## HT5000 HYBRID ELECTRIC STRIKE BODY

Model & Finishes	630
5000	350.00

## HT5000 FACEPLATES

Option	630	BLK	613	605	606	612	629
501	16.00	32.00	32.00	52.00	39.00	39.00	52.00
501A	20.00	35.00	35.00	56.00	42.00	42.00	56.00
502	35.00	47.00	47.00	68.00	55.00	55.00	68.00
503	35.00	47.00	47.00	68.00	55.00	55.00	68.00
504	35.00	47.00	47.00	68.00	55.00	55.00	68.00

For universal accessories, see page 40-41.

### Reference Notes:

- All faceplates are sold separately.
- The HT1006 electric strike is fail secure only.
- The HT5000 electric strike is field selectable Fail Secure/Fail Safe.
- All strikes incorporate Hi-O self regulating power, 12V-24V.
- The HT1006 includes LBSM (monitors position of latchbolt and keeper).
- The HT5000 includes LBM (monitors position of latchbolt).



### 660 MULTI-PURPOSE ELECTRO-MECHANICAL LOCK

Model	Price
660-12V	118.00
660-24V	118.00
660-12V Pre-load	182.00
660-24V Pre-load	182.00
660-12V LBSM	149.00
660-24V LBSM	149.00
660-12V LBSM Pre-load	212.00
660-24V LBSM Pre-load	212.00

### 660 ACCESSORIES

Model	Price
660 Key Override	74.00

#### Reference Notes:

- Locks are sold as a complete unit.
- All locks ship either 12VDC or 24VDC standard. Please specify voltage when ordering.
- Monitoring options are LBM (monitors position of latchbolt) and LBSM (monitors position of latchbolt and keeper).
- Pre-load versions available.

# Technical Tip

## Easier wiring for 12V or 24V on every HES product

Experience easier wiring and voltage conversion at every install! The new HES wiring solution provides convenient new pigtails for 12V and 24V wiring—so that you can configure electric strikes and accessories with less time and effort.

- No more need to cut and splice on dual voltage products
- Snap-in connections for single voltage electric strikes
- Plug-in micro-fit connectors mate with ease
- Pre-stripped wire-ends connect quickly
- A new standard in all strike series



*Shown with 1006*

## Updated accessories to enhance your success

Want to add value to the opening? Updated HES accessories offer additional functionality—and easier wiring with new micro-fit connectors to match your electric strike. Updated accessories include:

- 2001M: Plug-in bridge rectifier
- 2002P-24: AC plug-in transformer
- 2004M: Electrolynx® Adapter
- 2005M: Smart Pac II™
- 2006M: Plug-in buzzer
- 2007M: Plug-in pigtail connectors



*Model 2006M*

If you have any questions about the new wiring, please contact customer support at 800.626.7590

# How to Order

A Folger Adam electric strike is really an “electric strike system” composed of a strike body, faceplate and accessories, usually ordered as a complete model. In some cases, strike bodies, faceplates or accessories may be ordered separately. Please enter each product on a separate line.

## Electric Strike Ordering (Complete Model)

model number	fail safe or fail secure	voltage	finish	optional features
Choose electric strike model number	Specify an “F” for Fail Safe (Fail Secure is standard)	Specify voltage 12D=12VDC 24D=24VDC	Choose finish number	This item refers to options such as latchbolt and locking cam monitor with auxiliary switch

## Example of Electric Strike Ordering

- (a) To order a 310-4 model that is fail safe, 24VDC, in a 630 finish with a latchbolt and locking cam with auxiliary switch monitoring option, write:

- 310-4-F-24D-630-LCBMA

To order a second 310-4 that is fail secure, 12VDC and in a 630 finish, write:

- 310-4-12D-630

## Strike Body or Faceplate Only Ordering

prefix	model number	keeper style	fail safe or fail secure	voltage	finish	optional features
Specify an “SB:” for strike body or “FP:” for faceplate	Choose strike body or faceplate only model number	Specify keeper style (none is standard)	Specify an “F” for Fail Safe (Fail Secure is standard)	Specify voltage 12D=12VDC 24D=24VDC	Choose finish number for faceplate only	This item refers to options such as latchbolt and locking cam monitor, etc.

## Example of Strike Body Only Ordering

- (b) To order 310-1-1 strike body only that is fail safe and 24VDC with a PK keeper, write:

- SB:310-1-1-(PK)-F-24D

## Example of Faceplate Only Ordering

- (c) To order only a 742-75 faceplate in a 630 finish, write:

- FP:742-75-630

## Accessories Model Ordering

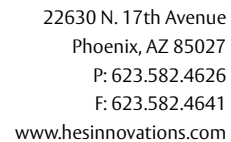
### accessories model

Choose accessories

## Example of Accessories Model Ordering

- (d) To add accessories to your electric strike, write the following on a separate line:

- 2006M Plug-in Buzzer



## Ship To

Customer Number 0805062971  
Company Name Robert Paulsen, Inc  
Address 123 S. Figueroa St  
City Los Angeles State CA  
Zip 90213 Daytime Phone 714-629-2685

[illegible]

ASSA ABLOY, the global leader  
in door opening solutions





### 310-2 ELECTRIC STRIKE MODELS (includes both strike body and faceplate)

Model & Finishes	630	605	606	612	613	629
310-2-12D	578.00	665.00	639.00	639.00	610.00	665.00
310-2-24D	578.00	665.00	639.00	639.00	610.00	665.00
310-2-F-12D (Fail Safe)	578.00	665.00	639.00	639.00	610.00	665.00
310-2-F-24D (Fail Safe)	578.00	665.00	639.00	639.00	610.00	665.00
310-2-12D-LCBMA	692.00	779.00	754.00	754.00	724.00	779.00
310-2-24D-LCBMA	692.00	779.00	754.00	754.00	724.00	779.00
310-2-F-12D-LCBMA (Fail Safe)	692.00	779.00	754.00	754.00	724.00	779.00
310-2-F-24D-LCBMA (Fail Safe)	692.00	779.00	754.00	754.00	724.00	779.00

### 310-2 FACEPLATE ONLY

Option	630	605	606	612	613	629
FP: 310-2	126.00	213.00	188.00	188.00	158.00	213.00

For strike body only for the 310-2, order the 310-1 with 1/2" keeper. See page 27

### 310-2 3/4 ELECTRIC STRIKE MODELS (includes both strike body and faceplate)

Model & Finishes	630	605	606	612	613	629
310-2 3/4-12D	658.00	745.00	720.00	720.00	690.00	745.00
310-2 3/4-24D	658.00	745.00	720.00	720.00	690.00	745.00
310-2 3/4-F-12D (Fail Safe)	658.00	745.00	720.00	720.00	690.00	745.00
310-2 3/4-F-24D (Fail Safe)	658.00	745.00	720.00	720.00	690.00	745.00
310-2 3/4-12D-LCBMA	773.00	860.00	834.00	834.00	805.00	860.00
310-2 3/4-24D-LCBMA	773.00	860.00	834.00	834.00	805.00	860.00
310-2 3/4-F-12D-LCBMA (Fail Safe)	773.00	860.00	834.00	834.00	805.00	860.00
310-2 3/4-F-24D-LCBMA (Fail Safe)	773.00	860.00	834.00	834.00	805.00	860.00

### 310-2 3/4 FACEPLATE ONLY

Option	630	605	606	612	613	629
FP: 310-2 3/4	207.00	294.00	268.00	268.00	239.00	294.00

For strike body only for the 310-2 3/4, order the 310-1 with 3/4" keeper. See page 27

For universal accessories, see page 40-41.

#### Reference Notes:

- Strikes are sold as a complete unit.
- All strikes ship Fail Secure standard. Please specify "F" for Fail Safe when ordering, if desired.
- All strikes ship either 12VDC or 24VDC standard. Please specify voltage when ordering.
- Monitoring options include LCBMA (detects position of latchbolt in pocket).

#### Special Notes:

These products will require relocation of the center line when used with mortise locks. Consult customer support regarding use with Best 40 series.

# 310-2 3/4OB Series

## 310-2 3/4U

For product detail, see Folger Adam catalog pages 3-4  
or visit [www.hesinnovations.com](http://www.hesinnovations.com)



### 310-2 3/4 OB ELECTRIC STRIKE MODELS (includes both strike body and faceplate)

Model & Finishes	630	605	606	612	613	629
310-2 3/4OB-12D	817.00	904.00	878.00	878.00	850.00	904.00
310-2 3/4OB-24D	817.00	904.00	878.00	878.00	850.00	904.00
310-2 3/4OB-F-12D (Fail Safe)	817.00	904.00	878.00	878.00	850.00	904.00
310-2 3/4OB-F-24D (Fail Safe)	817.00	904.00	878.00	878.00	850.00	904.00

### 310-2 3/4 OB FACEPLATE ONLY

Option	630	605	606	612	613	629
FP: 310-2 3/4 OB	366.00	453.00	426.00	426.00	399.00	453.00

For strike body only for the 310-2 3/4OB, order the 310-1 with 3/4" keeper. See page 27

### 310-2 3/4 U ELECTRIC STRIKE MODELS (includes both strike body and faceplate)

Model & Finishes	630	605	606	612	613	629
310-2 3/4U-12D	817.00	904.00	878.00	878.00	849.00	904.00
310-2 3/4U-24D	817.00	904.00	878.00	878.00	849.00	904.00
310-2 3/4U-F-12D (Fail Safe)	817.00	904.00	878.00	878.00	850.00	904.00
310-2 3/4U-F-24D (Fail Safe)	817.00	904.00	878.00	878.00	850.00	904.00
310-2 3/4U-12D-LCBMA	932.00	1019.00	992.00	992.00	965.00	1019.00
310-2 3/4U-24D-LCBMA	932.00	1019.00	992.00	992.00	965.00	1019.00
310-2 3/4U-F-12D-LCBMA (Fail Safe)	932.00	1019.00	992.00	992.00	965.00	1019.00
310-2 3/4U-F-24D-LCBMA (Fail Safe)	932.00	1019.00	992.00	992.00	965.00	1019.00

### 310-2 3/4U FACEPLATE ONLY

Option	630	605	606	612	613	629
FP: 310-2 3/4U	366.00	453.00	426.00	426.00	399.00	453.00

For strike body only for the 310-2 3/4U, order the 310-1 with U keeper. See page 27

For universal accessories, see page 40-41.

#### Reference Notes:

- Strikes are sold as a complete unit.
- All strikes ship Fail Secure standard. Please specify "F" for Fail Safe when ordering, if desired.
- All strikes ship either 12VDC or 24VDC standard. Please specify voltage when ordering.
- Monitoring options include LCBMA (detects position of latchbolt in pocket).

#### Special Notes:

These products will require relocation of the center line when used with mortise locks. Consult customer support regarding use with Best 40 series.



### 310-3-1 ELECTRIC STRIKE MODELS (includes both strike body and faceplate)

Model & Finishes	630	605	606	612	613	629
310-3-1-12D	796.00	878.00	854.00	854.00	827.00	878.00
310-3-1-24D	796.00	878.00	854.00	854.00	827.00	878.00
310-3-1-F-12D (Fail Safe)	796.00	878.00	854.00	854.00	827.00	878.00
310-3-1-F-24D (Fail Safe)	796.00	878.00	854.00	854.00	827.00	878.00
310-3-1-12D-LCBMA	911.00	992.00	969.00	969.00	941.00	992.00
310-3-1-24D-LCBMA	911.00	992.00	969.00	969.00	941.00	992.00
310-3-1-F-12D-LCBMA (Fail Safe)	911.00	992.00	969.00	969.00	941.00	992.00
310-3-1-F-24D-LCBMA (Fail Safe)	911.00	992.00	969.00	969.00	941.00	992.00

### 310-3-1 (with plug) FACEPLATE ONLY

Option	630	605	606	612	613	629
FP: 310-3-1	345.00	426.00	403.00	403.00	375.00	426.00
For strike body only for the 310-3-1, order the 310-1 with 1" keeper. See page 27						

### SB: 310-1 ELECTRIC STRIKE BODY ONLY

Model & Keeper	(1/2)	(3/4)	(1)	(PK)	(U)	(SK)
310-1-12D	452.00	452.00	452.00	452.00	452.00	465.00
310-1-24D	452.00	452.00	452.00	452.00	452.00	465.00
310-1-F-12D (Fail Safe)	452.00	452.00	452.00	452.00	452.00	465.00
310-1-F-24D (Fail Safe)	452.00	452.00	452.00	452.00	452.00	465.00
310-1-12D-LCBMA	566.00	566.00	566.00	566.00	566.00	591.00
310-1-24D-LCBMA	566.00	566.00	566.00	566.00	566.00	591.00
310-1-F-12D-LCBMA (Fail Safe)	566.00	566.00	566.00	566.00	566.00	591.00
310-1-F-24D-LCBMA (Fail Safe)	566.00	566.00	566.00	566.00	566.00	591.00

For universal accessories, see page 40-41.

#### Reference Notes:

- Strikes are sold as a complete unit.
- All strikes ship Fail Secure standard. Please specify "F" for Fail Safe when ordering, if desired.
- All strikes ship either 12VDC or 24VDC standard. Please specify voltage when ordering.
- Monitoring options include LCBMA (detects position of latchbolt in pocket).

#### Special Notes:

These products will require relocation of the center line when used with mortise locks. Consult customer support regarding use with Best 40 series.



## 310-4 ELECTRIC STRIKE MODELS (includes both strike body and faceplate)

Model & Finishes	630	605	606	612	613	629
310-4-12D	578.00	664.00	639.00	639.00	610.00	664.00
310-4-24D	578.00	664.00	639.00	639.00	610.00	664.00
310-4-F-12D (Fail Safe)	578.00	664.00	639.00	639.00	610.00	664.00
310-4-F-24D (Fail Safe)	578.00	664.00	639.00	639.00	610.00	664.00
310-4-12D-LCBMA	692.00	778.00	754.00	754.00	724.00	778.00
310-4-24D-LCBMA	692.00	778.00	754.00	754.00	724.00	778.00
310-4-F-12D-LCBMA (Fail Safe)	692.00	778.00	754.00	754.00	724.00	778.00
310-4-F-24D-LCBMA (Fail Safe)	692.00	778.00	754.00	754.00	724.00	778.00

## 310-4 FACEPLATE ONLY

Option	630	605	606	612	613	629
FP: 310-4	126.00	212.00	188.00	188.00	158.00	212.00

For strike body only for the 310-4, order the 310-1 with PK keeper. See page 27

## 310-4(S) ELECTRIC STRIKE MODELS (includes both strike body and faceplate)

Model & Finishes	630	605	606	612	613	629
310-4(S)-12D	602.00	683.00	659.00	659.00	632.00	683.00
310-4(S)-24D	602.00	683.00	659.00	659.00	632.00	683.00
310-4(S)-F-12D (Fail Safe)	602.00	683.00	659.00	659.00	632.00	683.00
310-4(S)-F-24D (Fail Safe)	602.00	683.00	659.00	659.00	632.00	683.00
310-4(S)-12D-LCBMA	728.00	809.00	785.00	785.00	758.00	809.00
310-4(S)-24D-LCBMA	728.00	809.00	785.00	785.00	758.00	809.00
310-4(S)-F-12D-LCBMA (Fail Safe)	728.00	809.00	785.00	785.00	758.00	809.00
310-4(S)-F-24D-LCBMA (Fail Safe)	728.00	809.00	785.00	785.00	758.00	809.00

## 310-4(S) FACEPLATE ONLY

Option	630	605	606	612	613	629
FP: 310-4(S)	137.00	217.00	194.00	194.00	166.00	217.00

For strike body only for the 310-4(S), order the 310-1 with SK keeper. See page 27

For universal accessories, see page 40-41.

### Reference Notes:

- Strikes are sold as a complete unit.
- All strikes ship Fail Secure standard. Please specify "F" for Fail Safe when ordering, if desired.
- All strikes ship either 12VDC or 24VDC standard. Please specify voltage when ordering.
- Monitoring options include LCBMA (detects position of latchbolt in pocket).



## 310-4-1 ELECTRIC STRIKE MODELS (includes both strike body and faceplate)

Model & Finishes	630	605	606	612	613	629
310-4-1-12D	1080.00	1116.00	1089.00	1089.00	1080.00	1116.00
310-4-1-24D	1080.00	1116.00	1089.0	1089.00	1080.00	1116.00
310-4-1-F-12D (Fail Safe)	1080.00	1116.00	1089.00	1089.00	1080.00	1116.00
310-4-1-F-24D (Fail Safe)	1080.00	1116.00	1089.00	1089.00	1080.00	1116.00
310-4-1-12D-LCBMA	1310.00	1346.00	1320.00	1320.00	1310.00	1346.00
310-4-1-24D-LCBMA	1310.00	1346.00	1320.00	1320.00	1310.00	1346.00
310-4-1-F-12D-LCBMA (Fail Safe)	1310.00	1346.00	1320.00	1320.00	1310.00	1346.00
310-4-1-F-24D-LCBMA (Fail Safe)	1310.00	1346.00	1320.00	1320.00	1310.00	1346.00

## 310-4-1 FACEPLATE ONLY

Option	630	605	606	612	613	629
FP: 310-4-1	312.00	348.00	321.00	321.00	312.00	348.00
For strike body only for the 310-4-1, order the 310-1-1 with PK keeper. See page 33						

## 310-4-2 ELECTRIC STRIKE MODELS (includes both strike body and faceplate)

Model & Finishes	630	605	606	612	613	629
310-4-2-12D	1080.00	1116.00	1089.00	1089.00	1080.00	1116.00
310-4-2-24D	1080.00	1116.00	1089.00	1089.00	1080.00	1116.00
310-4-2-F-12D (Fail Safe)	1080.00	1116.00	1089.00	1089.00	1080.00	1116.00
310-4-2-F-24D (Fail Safe)	1080.00	1116.00	1089.00	1089.00	1080.00	1116.00
310-4-2-12D-LCBMA	1310.00	1346.00	1320.00	1320.00	1310.00	1346.00
310-4-2-24D-LCBMA	1310.00	1346.00	1320.00	1320.00	1310.00	1346.00
310-4-2-F-12D-LCBMA (Fail Safe)	1310.00	1346.00	1320.00	1320.00	1310.00	1346.00
310-4-2-F-24D-LCBMA (Fail Safe)	1310.00	1346.00	1320.00	1320.00	1310.00	1346.00

## 310-4-2 FACEPLATE ONLY

Option	630	605	606	612	613	629
FP: 310-4-2	312.00	348.00	321.00	321.00	312.00	348.00
For strike body only for the 310-4-2, order the 310-1-2 with PK keeper. See page 34						

For universal accessories, see page 40-41.

### Reference Notes:

- Strikes are sold as a complete unit.
- All strikes ship Fail Secure standard. Please specify "F" for Fail Safe when ordering, if desired.
- All strikes ship either 12VDC or 24VDC standard. Please specify voltage when ordering.
- Monitoring options include LCBMA (detects position of latchbolt in pocket).

### Special Notes:

Double-door models are available with four different center-to-center dimensions between latchbolt keepers. Keepers are wide enough to compensate for vertical-rod exit bolts which may be as much as 3/8" (10mm) of center-to center dimension, either way.

When using an electric strike in conjunction with a vertical-rod exit device, it is necessary that:

- 1) The bottom rod of the exit device be removed or made inoperative.
- 2) The latchbolt of the exit device be the "Pullman" or beveled type.
- 3) The latchbolt be free-latching and remain projected while the door is open. Mechanisms that hold the latchbolt retracted while the door is open, and automatically release it when the door is closed, must be removed or made inoperative.

**310-4-3 ELECTRIC STRIKE MODELS** (includes both strike body and faceplate)

Model & Finishes	630	605	606	612	613	629
310-4-3-12D	1080.00	1116.00	1089.00	1089.00	1080.00	1116.00
310-4-3-24D	1080.00	1116.00	1089.00	1089.00	1080.00	1116.00
310-4-3-F-12D (Fail Safe)	1080.00	1116.00	1089.00	1089.00	1080.00	1116.00
310-4-3-F-24D (Fail Safe)	1080.00	1116.00	1089.00	1089.00	1080.00	1116.00
310-4-3-12D-LCBMA	1310.00	1346.00	1320.00	1320.00	1310.00	1346.00
310-4-3-24D-LCBMA	1310.00	1346.00	1320.00	1320.00	1310.00	1346.00
310-4-3-F-12D-LCBMA (Fail Safe)	1310.00	1346.00	1320.00	1320.00	1310.00	1346.00
310-4-3-F-24D-LCBMA (Fail Safe)	1310.00	1346.00	1320.00	1320.00	1310.00	1346.00

**310-4-3 FACEPLATE ONLY**

Option	630	605	606	612	613	629
FP: 310-4-3	312.00	348.00	321.00	321.00	312.00	348.00

For strike body only for the 310-4-3, order the 310-1-3 with PK keeper. See page 34

**310-4-30 ELECTRIC STRIKE MODELS** (includes both strike body and faceplate)

Model & Finishes	630	605	606	612	613	629
310-4-30-12D	1080.00	1116.00	1089.00	1089.00	1080.00	1116.00
310-4-30-24D	1080.00	1116.00	1089.00	1089.00	1080.00	1116.00
310-4-30-F-12D (Fail Safe)	1080.00	1116.00	1089.00	1089.00	1080.00	1116.00
310-4-30-F-24D (Fail Safe)	1080.00	1116.00	1089.00	1089.00	1080.00	1116.00
310-4-30-12D-LCBMA	1310.00	1346.00	1320.00	1320.00	1310.00	1346.00
310-4-30-24D-LCBMA	1310.00	1346.00	1320.00	1320.00	1310.00	1346.00
310-4-30-F-12D-LCBMA (Fail Safe)	1310.00	1346.00	1320.00	1320.00	1310.00	1346.00
310-4-30-F-24D-LCBMA (Fail Safe)	1310.00	1346.00	1320.00	1320.00	1310.00	1346.00

**310-4-30 FACEPLATE ONLY**

Option	630	605	606	612	613	629
FP: 310-4-30	312.00	348.00	321.00	321.00	312.00	348.00

For strike body only for the 310-4-30, order the 310-1-30 with PK keeper. See page 34

For universal accessories, see page 40-41.

**Reference Notes:**

- Strikes are sold as a complete unit.
- All strikes ship Fail Secure standard. Please specify "F" for Fail Safe when ordering, if desired.
- All strikes ship either 12VDC or 24VDC standard. Please specify voltage when ordering.
- Monitoring options include LCBMA (detects position of latchbolt in pocket).

**Special Notes:**

Double-door models are available with four different center-to-center dimensions between latchbolt keepers. Keepers are wide enough to compensate for vertical-rod exit bolts which may be as much as 3/8" (10mm) of center-to-center dimension, either way.

When using an electric strike in conjunction with a vertical-rod exit device, it is necessary that:

- 1) The bottom rod of the exit device be removed or made inoperative.
- 2) The latchbolt of the exit device be the "Pullman" or beveled type.
- 3) The latchbolt be free-latching and remain projected while the door is open. Mechanisms that hold the latchbolt retracted while the door is open, and automatically release it when the door is closed, must be removed or made inoperative.

**310-6-8 ELECTRIC STRIKE MODELS** (includes both strike body and faceplate)

Model & Finishes	627	612
310-6-8-12D	631.00	812.00
310-6-8-24D	631.00	812.00
310-6-8-F-12D (Fail Safe)	631.00	812.00
310-6-8-F-24D (Fail Safe)	631.00	812.00
310-6-8-12D-LCBMA	745.00	926.00
310-6-8-24D-LCBMA	745.00	926.00
310-6-8-F-12D-LCBMA (Fail Safe)	745.00	926.00
310-6-8-F-24D-LCBMA (Fail Safe)	745.00	926.00

**310-6-8 FACEPLATE ONLY**

Option	627	612
FP: 310-6-8	179.00	360.00
For strike body only for the 310-6-8, order the 310-1 with PK keeper. See page 27		

**310-6-1 ELECTRIC STRIKE MODELS** (includes both strike body and faceplate)

Model & Finishes	627	612
310-6-1-12D	1066.00	1128.00
310-6-1-24D	1066.00	1128.00
310-6-1-F-12D (Fail Safe)	1066.00	1128.00
310-6-1-F-24D (Fail Safe)	1066.00	1128.00
310-6-1-12D-LCBMA	1297.00	1359.00
310-6-1-24D-LCBMA	1297.00	1359.00
310-6-1-F-12D-LCBMA (Fail Safe)	1297.00	1359.00
310-6-1-F-24D-LCBMA (Fail Safe)	1297.00	1359.00

**310-6-1 FACEPLATE ONLY**

Option	627	612
FP: 310-6-1	299.00	360.00
For strike body only for the 310-6-1, order the 310-1-1 with PK keeper. See page 33		

For universal accessories, see page 40-41.

**Reference Notes:**

- Strikes are sold as a complete unit.
- All strikes ship Fail Secure standard. Please specify "F" for Fail Safe when ordering, if desired.
- All strikes ship either 12VDC or 24VDC standard. Please specify voltage when ordering.
- Monitoring options include LCBMA (detects position of latchbolt in pocket).

**Special Notes:**

Double-door models are available with four different center-to-center dimensions between latchbolt keepers. Keepers are wide enough to compensate for vertical-rod exit bolts which may be as much as 3/8" (10mm) of center-to-center dimension, either way.

When using an electric strike in conjunction with a vertical-rod exit device, it is necessary that:

- 1) The bottom rod of the exit device be removed or made inoperative.
- 2) The latchbolt of the exit device be the "Pullman" or beveled type.
- 3) The latchbolt be free-latching and remain projected while the door is open. Mechanisms that hold the latchbolt retracted while the door is open, and automatically release it when the door is closed, must be removed or made inoperative.

**310-6-2 ELECTRIC STRIKE MODELS** (includes both strike body and faceplate)

Model & Finishes	627	612
310-6-2-12D	1066.00	1128.00
310-6-2-24D	1066.00	1128.00
310-6-2-F-12D (Fail Safe)	1066.00	1128.00
310-6-2-F-24D (Fail Safe)	1066.00	1128.00
310-6-2-12D-LCBMA	1297.00	1359.00
310-6-2-24D-LCBMA	1297.00	1359.00
310-6-2-F-12D-LCBMA (Fail Safe)	1297.00	1359.00
310-6-2-F-24D-LCBMA (Fail Safe)	1297.00	1359.00

**310-6-2 FACEPLATE ONLY**

Option	627	612
FP: 310-6-2	299.00	360.00
For strike body only for the 310-6-2, order the 310-1-2 with PK keeper. See page 34		

**310-6-3 ELECTRIC STRIKE MODELS** (includes both strike body and faceplate)

Model & Finishes	627	612
310-6-3-12D	1066.00	1128.00
310-6-3-24D	1066.00	1128.00
310-6-3-F-12D (Fail Safe)	1066.00	1128.00
310-6-3-F-24D (Fail Safe)	1066.00	1128.00
310-6-3-12D-LCBMA	1297.00	1359.00
310-6-3-24D-LCBMA	1297.00	1359.00
310-6-3-F-12D-LCBMA (Fail Safe)	1297.00	1359.00
310-6-3-F-24D-LCBMA (Fail Safe)	1297.00	1359.00

**310-6-3 FACEPLATE ONLY**

Option	627	612
FP: 310-6-3	299.00	360.00
For strike body only for the 310-6-3, order the 310-1-3 with PK keeper. See page 34		

For universal accessories, see page 40-41.

**Reference Notes:**

- Strikes are sold as a complete unit.
- All strikes ship Fail Secure standard. Please specify "F" for Fail Safe when ordering, if desired.
- All strikes ship either 12VDC or 24VDC standard. Please specify voltage when ordering.
- Monitoring options include LCBMA (detects position of latchbolt in pocket).

**Special Notes:**

Double-door models are available with four different center-to-center dimensions between latchbolt keepers. Keepers are wide enough to compensate for vertical-rod exit bolts which may be as much as 3/8" (10mm) of center-to-center dimension, either way.

When using an electric strike in conjunction with a vertical-rod exit device, it is necessary that:

- 1) The bottom rod of the exit device be removed or made inoperative.
- 2) The latchbolt of the exit device be the "Pullman" or beveled type.
- 3) The latchbolt be free-latching and remain projected while the door is open. Mechanisms that hold the latchbolt retracted while the door is open, and automatically release it when the door is closed, must be removed or made inoperative.





### 310-6-30 ELECTRIC STRIKE MODELS (includes both strike body and faceplate)

Model & Finishes	627	612
310-6-30-12D	1066.00	1128.00
310-6-30-24D	1066.00	1128.00
310-6-30-F-12D (Fail Safe)	1066.00	1128.00
310-6-30-F-24D (Fail Safe)	1066.00	1128.00
310-6-30-12D-LCBMA	1297.00	1359.00
310-6-30-24D-LCBMA	1297.00	1359.00
310-6-30-F-12D-LCBMA (Fail Safe)	1297.00	1359.00
310-6-30-F-24D-LCBMA (Fail Safe)	1297.00	1359.00

### 310-6-30 FACEPLATE ONLY

Option	627	612
FP: 310-6-30	299.00	360.00
For strike body only for the 310-6-30, order the 310-1-30 with PK keeper. See page 34		

### SB: 310-1-1 ELECTRIC STRIKE BODY ONLY

Model & Keeper	(PK)
310-1-1-12D	767.00
310-1-1-24D	767.00
310-1-1-F-12D (Fail Safe)	767.00
310-1-1-F-24D (Fail Safe)	767.00
310-1-1-12D-LCBMA	999.00
310-1-1-24D-LCBMA	999.00
310-1-1-F-12D-LCBMA (Fail Safe)	999.00
310-1-1-F-24D-LCBMA (Fail Safe)	999.00

For universal accessories, see page 40-41.

#### Reference Notes:


- Strikes are sold as a complete unit.
- All strikes ship Fail Secure standard. Please specify "F" for Fail Safe when ordering, if desired.
- All strikes ship either 12VDC or 24VDC standard. Please specify voltage when ordering.
- Monitoring options include LCBMA (detects position of latchbolt in pocket).

#### Special Notes:

Double-door models are available with four different center-to-center dimensions between latchbolt keepers. Keepers are wide enough to compensate for vertical-rod exit bolts which may be as much as 3/8" (10mm) of center-to center dimension, either way.

When using an electric strike in conjunction with a vertical-rod exit device, it is necessary that:

- 1) The bottom rod of the exit device be removed or made inoperative.
- 2) The latchbolt of the exit device be the "Pullman" or beveled type.
- 3) The latchbolt be free-latching and remain projected while the door is open. Mechanisms that hold the latchbolt retracted while the door is open, and automatically release it when the door is closed, must be removed or made inoperative.



**SB: 310-1-2 ELECTRIC STRIKE BODY ONLY**

Model & Keeper	(PK)
310-1-2-12D	767.00
310-1-2-24D	767.00
310-1-2-F-12D (Fail Safe)	767.00
310-1-2-F-24D (Fail Safe)	767.00
310-1-2-12D-LCBMA	999.00
310-1-2-24D-LCBMA	999.00
310-1-2-F-12D-LCBMA (Fail Safe)	999.00
310-1-2-F-24D-LCBMA (Fail Safe)	999.00

**SB: 310-1-3 ELECTRIC STRIKE BODY ONLY**

Model & Keeper	(PK)
310-1-3-12D	767.00
310-1-3-24D	767.00
310-1-3-F-12D (Fail Safe)	767.00
310-1-3-F-24D (Fail Safe)	767.00
310-1-3-12D-LCBMA	999.00
310-1-3-24D-LCBMA	999.00
310-1-3-F-12D-LCBMA (Fail Safe)	999.00
310-1-3-F-24D-LCBMA (Fail Safe)	999.00

**SB: 310-1-30 ELECTRIC STRIKE BODY ONLY**

Model & Keeper	(PK)
310-1-30-12D	767.00
310-1-30-24D	767.00
310-1-30-F-12D (Fail Safe)	767.00
310-1-30-F-24D (Fail Safe)	767.00
310-1-30-12D-LCBMA	999.00
310-1-30-24D-LCBMA	999.00
310-1-30-F-12D-LCBMA (Fail Safe)	999.00
310-1-30-F-24D-LCBMA (Fail Safe)	999.00

For universal accessories, see page 40-41.

**Reference Notes:**

- Strikes are sold as a complete unit.
- All strikes ship Fail Secure standard. Please specify "F" for Fail Safe when ordering, if desired.
- All strikes ship either 12VDC or 24VDC standard. Please specify voltage when ordering.
- Monitoring options include LCBMA (detects position of latchbolt in pocket).



### 712 ELECTRIC STRIKE MODELS (includes both strike body and faceplate)

Model & Finishes	630	605	606	612	613	629
712-12D	514.00	600.00	576.00	576.00	546.00	576.00
712-24D	514.00	600.00	576.00	576.00	546.00	576.00
712-F-12D (Fail Safe)	514.00	600.00	576.00	576.00	546.00	576.00
712-F-24D (Fail Safe)	514.00	600.00	576.00	576.00	546.00	576.00
712-12D-LBMLCM	629.00	714.00	690.00	690.00	660.00	690.00
712-24D-LBMLCM	629.00	714.00	690.00	690.00	660.00	690.00
712-F-12D-LBMLCM (Fail Safe)	629.00	714.00	690.00	690.00	660.00	690.00
712-F-24D-LBMLCM (Fail Safe)	629.00	714.00	690.00	690.00	660.00	690.00

### 712 FACEPLATE ONLY

Option	630	605	606	612	613	629
FP: 712/732	113.00	199.00	175.00	175.00	145.00	175.00
For strike body only for the 712, order the 710 with 1/2" keeper. See page 37						

### 712-75 ELECTRIC STRIKE MODELS (includes both strike body and faceplate)

Model & Finishes	630	605	606	612	613	629
712-75-12D	526.00	614.00	588.00	588.00	559.00	588.00
712-75-24D	526.00	614.00	588.00	588.00	559.00	588.00
712-75-F-12D (Fail Safe)	526.00	614.00	588.00	588.00	559.00	588.00
712-75-F-24D (Fail Safe)	526.00	614.00	588.00	588.00	559.00	588.00
712-75-12D-LBMLCM	641.00	728.00	703.00	703.00	673.00	703.00
712-75-24D-LBMLCM	641.00	728.00	703.00	703.00	673.00	703.00
712-75-F-12D-LBMLCM (Fail Safe)	641.00	728.00	703.00	703.00	673.00	703.00
712-75-F-24D-LBMLCM (Fail Safe)	641.00	728.00	703.00	703.00	673.00	703.00

### 712-75 FACEPLATE ONLY

Option	630	605	606	612	613	629
FP: 712-75/732-75	126.00	213.00	188.00	188.00	158.00	188.00
For strike body only for the 712-75, order the 710-75 with 3/4" keeper. See page 37						

For universal accessories, see page 40-41.

#### Reference Notes:

- Strikes are sold as a complete unit.
- All strikes ship Fail Secure standard. Please specify "F" for Fail Safe when ordering, if desired.
- All strikes ship either 12VDC or 24VDC standard. Please specify voltage when ordering.
- Monitoring options include LBMLCM (detects position of latchbolt in pocket and monitors internal strike mechanism to tell if strike is in locked or unlocked position).

#### Special Notes:

These products will require relocation of the center line when used with mortise locks. Consult customer support regarding use with Best 40 series.



### 732 ELECTRIC STRIKE MODELS (includes both strike body and faceplate)

Model & Finishes	630	605	606	612	613	629
732-12D	514.00	600.00	576.00	576.00	546.00	576.00
732-24D	514.00	600.00	576.00	576.00	546.00	576.00
732-F-12D (Fail Safe)	514.00	600.00	576.00	576.00	546.00	576.00
732-F-24D (Fail Safe)	514.00	600.00	576.00	576.00	546.00	576.00
732-12D-LBMLCM	629.00	714.00	690.00	690.00	660.00	690.00
732-24D-LBMLCM	629.00	714.00	690.00	690.00	660.00	690.00
732-F-12D-LBMLCM (Fail Safe)	629.00	714.00	690.00	690.00	660.00	690.00
732-F-24D-LBMLCM (Fail Safe)	629.00	714.00	690.00	690.00	660.00	690.00

### 732 FACEPLATE ONLY

Option	630	605	606	612	613	629
FP: 712/732	113.00	199.00	175.00	175.00	145.00	175.00
For strike body only for the 732, order the 730 with 1/2" keeper. See page 38						

### 732-75 ELECTRIC STRIKE MODELS (includes both strike body and faceplate)

Model & Finishes	630	605	606	612	613	629
732-75-12D	527.00	614.00	588.00	588.00	559.00	588.00
732-75-24D	527.00	614.00	588.00	588.00	559.00	588.00
732-75-F-12D (Fail Safe)	527.00	614.00	588.00	588.00	559.00	588.00
732-75-F-24D (Fail Safe)	527.00	614.00	588.00	588.00	559.00	588.00
732-75-12D-LBMLCM	641.00	728.00	703.00	703.00	673.00	703.00
732-75-24D-LBMLCM	641.00	728.00	703.00	703.00	673.00	703.00
732-75-F-12D-LBMLCM (Fail Safe)	641.00	728.00	703.00	703.00	673.00	703.00
732-75-F-24D-LBMLCM (Fail Safe)	641.00	728.00	703.00	703.00	673.00	703.00

### 732-75 FACEPLATE ONLY

Option	630	605	606	612	613	629
FP: 712-75/732-75	126.00	213.00	188.00	188.00	158.00	188.00
For strike body only for the 732-75, order the 730-75 with 3/4" keeper. See page 38						

For universal accessories, see page 40-41.

#### Reference Notes:

- Strikes are sold as a complete unit.
- All strikes ship Fail Secure standard. Please specify "F" for Fail Safe when ordering, if desired.
- All strikes ship either 12VDC or 24VDC standard. Please specify voltage when ordering.
- Monitoring options include LBMLCM (detects position of latchbolt in pocket and monitors internal strike mechanism to tell if strike is in locked or unlocked position).

#### Special Notes:

These products will require relocation of the center line when used with mortise locks. Consult customer support regarding use with Best 40 series.



### SB: 710 ELECTRIC STRIKE BODY ONLY

Model & Keeper	(1/2)
710-12D	401.00
710-24D	401.00
710-F-12D (Fail Safe)	401.00
710-F-24D (Fail Safe)	401.00
710-12D-LBMLCM	515.00
710-24D-LBMLCM	515.00
710-F-12D-LBMLCM (Fail Safe)	515.00
710-F-24D-LBMLCM (Fail Safe)	515.00

### SB: 710-75 ELECTRIC STRIKE BODY ONLY

Model & Keeper	(3/4)
710-75-12D	401.00
710-75-24D	401.00
710-75-F-12D (Fail Safe)	401.00
710-75-F-24D (Fail Safe)	401.00
710-75-12D-LBMLCM	515.00
710-75-24D-LBMLCM	515.00
710-75-F-12D-LBMLCM (Fail Safe)	515.00
710-75-F-24D-LBMLCM (Fail Safe)	515.00

For universal accessories, see page 40-41.

#### Reference Notes:

- Strikes are sold as a complete unit.
- All strikes ship Fail Secure standard. Please specify "F" for Fail Safe when ordering, if desired.
- All strikes ship either 12VDC or 24VDC standard. Please specify voltage when ordering.
- Monitoring options include LBMLCM (detects position of latchbolt in pocket and monitors internal strike mechanism to tell if strike is in locked or unlocked position).

#### Special Notes:

These products will require relocation of the center line when used with mortise locks. Consult customer support regarding use with Best 40 series.

# SB: 730

# SB: 730-75

## Bodies

For additional information please contact  
customer support at 800.626.7590



### SB: 730 ELECTRIC STRIKE BODY ONLY

Model & Keeper	(1/2)
730-12D	401.00
730-24D	401.00
730-F-12D (Fail Safe)	401.00
730-F-24D (Fail Safe)	401.00
730-12D-LBMLCM	515.00
730-24D-LBMLCM	515.00
730-F-12D-LBMLCM (Fail Safe)	515.00
730-F-24D-LBMLCM (Fail Safe)	515.00

### SB: 730-75 ELECTRIC STRIKE BODY ONLY

Model & Keeper	(3/4)
730-75-12D	401.00
730-75-24D	401.00
730-75-F-12D (Fail Safe)	401.00
730-75-F-24D (Fail Safe)	401.00
730-75-12D-LBMLCM	515.00
730-75-24D-LBMLCM	515.00
730-75-F-12D-LBMLCM (Fail Safe)	515.00
730-75-F-24D-LBMLCM (Fail Safe)	515.00

For universal accessories, see page 40-41.

#### Reference Notes:

- Strikes are sold as a complete unit.
- All strikes ship Fail Secure standard. Please specify "F" for Fail Safe when ordering, if desired.
- All strikes ship either 12VDC or 24VDC standard. Please specify voltage when ordering.
- Monitoring options include LCBMA (detects position of latchbolt in pocket).

#### Special Notes:

These products will require relocation of the center line when used with mortise locks. Consult customer support regarding use with Best 40 series.



### 742-75 ELECTRIC STRIKE MODELS (includes both strike body and faceplate)

Model & Finishes	630	605	606	612	613	629
742-75-12D	557.00	643.00	618.00	618.00	588.00	618.00
742-75-24D	557.00	643.00	618.00	618.00	588.00	618.00
742-75-F-12D (Fail Safe)	557.00	643.00	618.00	618.00	588.00	618.00
742-75-F-24D (Fail Safe)	557.00	643.00	618.00	618.00	588.00	618.00
742-75-12D-LBMLCM	672.00	759.00	734.00	734.00	704.00	734.00
742-75-24D-LBMLCM	672.00	759.00	734.00	734.00	704.00	734.00
742-75-F-12D-LBMLCM (Fail Safe)	672.00	759.00	734.00	734.00	704.00	734.00
742-75-F-24D-LBMLCM (Fail Safe)	672.00	759.00	734.00	734.00	704.00	734.00

### 742-75 FACEPLATE ONLY

Option	630	605	606	612	613	629
FP: 742-75	126.00	213.00	188.00	188.00	158.00	188.00

For strike body only for the 742-75, order the 740-75. See page below.

### SB: 740-75 ELECTRIC STRIKE BODY ONLY

Model & Keeper	(3/4)
740-75-12D	430.00
740-75-24D	430.00
740-75-F-12D (Fail Safe)	430.00
740-75-F-24D (Fail Safe)	430.00
740-75-12D-LBMLCM	546.00
740-75-24D-LBMLCM	546.00
740-75-F-12D-LBMLCM (Fail Safe)	546.00
740-75-F-24D-LBMLCM (Fail Safe)	546.00

For universal accessories, see page 40-41.









#### Reference Notes:

- Strikes are sold as a complete unit.
- All strikes ship Fail Secure standard. Please specify "F" for Fail Safe when ordering, if desired.
- All strikes ship either 12VDC or 24VDC standard. Please specify voltage when ordering.
- Monitoring options include LBMLCM (detects position of latchbolt in pocket and monitors internal strike mechanism to tell if strike is in locked or unlocked position).

#### Special Notes:





The 742-75 is designed to work with a variety of mortise locks without deadbolts, including the Schlage L9000 and Yale 8800 without relocating the strike prep in the frame. Consult customer support regarding use with Best 40 series.

# Electric Accessories


item	accessory	description	price
	2001M: Plug-in bridge rectifier	Converts AC to DC. 35 V, 1 Amp. Includes MOV and self-resettable fuse	\$40.00
	2001-1: Wire-in bridge rectifier	Converts AC to DC. 35 V, 2 Amp	\$32.00
	2002: Universal AC transformer	Converts 120/208/240 VAC to 12 or 24 VAC output. 24V, 1.67Amp max	\$48.00
	2002P-24: AC plug-in transformer	Converts 110/120 VAC to 24 VAC output. 5V, 0.2 Amp max	\$48.00
	2004M: ElectroLynx® Adapter	Adapter between existing HES electric strike (including Folger Adam Series) and ElectroLynx® connectors	\$28.00
	2005M: SMART Pac II™	In-line power control able to receive input voltages from 12-32V AC or DC. Built-in bridge rectifier provides 12 or 24VDC output. Under continuous duty the output VDC is reduced by 25% to extend the life of the electric strike. Includes in-line fuse, MOV, and 2-8 second adjustable timer	\$77.00
	2006M: Plug-in buzzer	Audible operation indicator	\$38.00
	2007M: Plug-in pigtail connectors	With 4" wire leads	\$6.00



# Hardware Accessories

item	accessory	description	price
	150: Strike latch guard	Stainless steel. Installed at the edge of the door to cover the lock and electric strike	\$64.00
	310-2-3: Strike latch guard (astragal)	Designed to prevent tampering with the latchbolt, as well as the latchbolt keeper Available for 300 Series electric strikes Standard finish is 630. Torx screws included	\$163.00
	SMB: Surface mounting box	Installs on inactive door of pair of doors to accommodate rim-exit devices To be used with the 310-4, 7000 (783S and 789S), 9500 and 9600 Series	\$160.00
	152: Universal mounting tabs	Mount inside hollow metal and aluminum jambs	\$18.00
	154-MTK: Metal Template Kit	For installing the 1006, 4500, 5000, 5200, 7000, and 7501 electric strikes (4-7/8" ANSI jamb preparation only)	\$45.00
	157D: Torx® security bit	Tamper-Resistant Torx® TR20 insert bit	\$31.00
	157: Torx® screws	Two (2) 12-24 UNC x 3/4" FH Tamper-Resistant Pin-in-Torx® screws	\$6.00

# Demo Mounts

HES Demo Mounts			
	item	description	price
	Demo Mount	1006 without strike	\$223.00
	Demo Mount	1006 with strike	\$715.00
	Demo Mount	4500 without strike	\$223.00
	Demo Mount	4500 with strike	\$719.00
	Demo Mount	5000 without strike	\$223.00
	Demo Mount	5000 with strike	\$384.00
	Demo Mount	5200 without strike	\$223.00
	Demo Mount	5200 with strike	\$384.00
	Demo Mount	7000 without strike	\$223.00
	Demo Mount	7000 with strike	\$477.00
	Demo Mount	7500 without strike	\$223.00
	Demo Mount	7500 with strike	\$721.00
	Demo Mount	8000 without strike	\$223.00
	Demo Mount	8000 with strike	\$429.00
	Demo Mount	8300 without strike	\$223.00
	Demo Mount	8300 with strike	\$698.00
	Demo Mount	RF5010-IA (internal antenna) with strike	\$707.00
	Demo Mount	RF5010-EA (external antenna) with strike	\$707.00
	Demo Mount	RF5210-IA (internal antenna) with strike	\$707.00
	Demo Mount	RF5210-EA (external antenna) with strike	\$707.00
	Demo Mount	RF8010-EA (external antenna) with strike	\$757.00
	Demo Mount	RF8310-EA (external antenna) with strike	\$1001.00
	Demo Mount	IC5020-EA (external antenna) with strike	\$698.00
	Demo Mount	IC5220-EA (external antenna) with strike	\$698.00
	Demo Mount	IC8020-EA (external antenna) with strike	\$739.00
	Demo Mount	IC8320-EA (external antenna) with strike	\$1060.00

# Technical Tip

## Make installation a snap with ElectroLynx®

Introducing ElectroLynx, a wiring system of universal plug-in connectors and standardized, color-coded wiring that makes installation a snap. Now, door and hardware components, including the frame, hinge, door, and locking hardware, can be pre-wired with plug-in connectors that snap together to create a fully-wired electrical opening. The plugs and wiring are concealed to preserve the aesthetics of the opening and facilitate any future hardware changes.



### Complete System

- Create complete electrified opening solutions, using ElectroLynx products from leading brands like Ceco Door®, Corbin Russwin®, Curries®, Folger Adam®, Graham®, HES®, McKinney®, Rixson®, Sargent® and Yale®

### Convenience and Consistency

- Uses standardized micro-fit connectors
- Features uniform wire colors

### Savings and Confidence

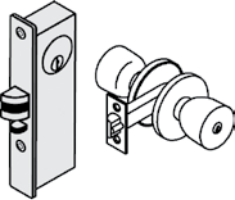


- Eliminate guesswork and confusing wiring diagrams
- Reduce your installation time—and know wiring is done right

### Quality Electric Strikes

- All HES and Folger Adam electric strikes can be used with ElectroLynx systems—simply order the 2004M: ElectroLynx adapter accessory






To learn more about other ElectroLynx products, visit [www.assaabloydss.com](http://www.assaabloydss.com).

# Lock Cross Reference

ANSI LOCK	DESCRIPTION	MANUFACTURER	ELECTRIC STRIKES
	Cylindrical lockset All locks with center lined latchbolts	All manufacturers	1006J up to 1" throw 4500 5000 up to 1/2" throw 5200 up to 3/4" throw RF5010 up to 1/2" throw RF5210 up to 3/4" throw 7501 & 7505 up to 5/8" throw 310-2 up to 1/2" throw 310-2 3/4" up to 3/4" throw 712 up to 1/2" throw 712-75 up to 3/4" throw 732 up to 1/2" throw 732-75 up to 3/4" throw 742-75 up to 3/4" throw
	Cylindrical lockset	Best (8K & F Series), Corbin/Russwin (CL3300), Falcon (X & T), Marks, Sargent (6,7,10 & 11 line), Schlage (D series with deadlatch), Yale (4300, 5300, 5400)	8000 up to 1/2" throw 8300 up to 1/2" throw RF8010 up to 1/2" throw RF8310 up to 1/2" throw 310-2 up to 1/2" throw 310-2 3/4" up to 3/4" throw 712 up to 1/2" throw 712-75 up to 3/4" throw 732 up to 1/2" throw 732-75 up to 3/4" throw 742-75 up to 3/4" throw
	Mortise locksets with a deadlatch positioned above the latchbolt	Arrow, Baldwin, Falcon (1991 & earlier), Marks, Omnia, PDQ	1006K 4500 310-2-3/4 310-2-3/4OB 712-75 732-75 742-75
		Best (34H - 37 Series)	1006KM 4500 310-2-3/4 310-2-3/4OB 712-75 732-75 742-75
		Sargent (7700 & 8100 Series), Schlage, Yale (8700)	1006KD 310-2-3/4 310-2-3/4OB 712-75 732-75 742-75

NOTE: Use this chart to identify ANSI locks and to determine which HES electric strike matches a specific manufacturer's lock. This chart is offered as a convenience only. HES assumes no liability for the differences between items compared. When compatibility is a concern, contact HES for application assistance.

# Lock Cross Reference

ANSI LOCK	DESCRIPTION	MANUFACTURER	ELECTRIC STRIKES
	Mortise locksets with a deadlatch positioned below the latchbolt	Almet, Corbin/Ruswin, Falcon (1992 'M' Series), Sargent (7800, 8200 & 9200), Yale (8800)	1006KM 4500 310-2-3/4 310-2-3/4OB 712-75 732-75 742-75
		Best (45H & 47H Series)	1006KM 310-2 310-2-3/4 310-2-3/4OB 742-75
	Mortise locksets with a 1" deadbolt without a deadlatch	Accurate, Arrow, Baldwin, Falcon, Marks, Omnia, PDQ	1006N 1006A 1006H 310-3-1
		Sargent (7700 & 8100 Series), Schlage, Yale (8700)	1006ND 1006AD 1006HD 310-3-1
	Mortise locksets with a 1" deadbolt and a center positioned deadlatch	Baldwin, PDQ	1006T 1006 HTD 310-3-1
		Sargent (7700 & 8100 Series), Schlage, Yale (8700)	1006TD 310-3-1
	Mortise locksets with a 1" deadbolt and a deadlatch positioned below the latchbolt	Accurate, Almet, Arrow, Baldwin, Corbin/Ruswin, Falcon, Marks, Omnia, PDQ, Sargent (7800, 8200 & 9200 Series), Yale (8800)	1006NM 1006AM 1006HM 310-3-1
		Best (45H & 47H Series)	1006NM 1006AM 1006HM
	Rim mounted exit device with up to 3/4" throw	American Device, Arrow, Corbin/Ruswin, Jackson, Dormatic, Monarch, Precision, Sargent, Von Duprin, Yale	7000-783 7000-786 7000-789 9400 up to 1/2" throw 9500 9600 310-4

- HES electric strikes are designed to be installed in accordance with the ANSI/BHMA A156.31 4-7/8" jam preparation. When accommodating a cylindrical lock, the electric strike is to be installed centerline to centerline. When accommodating a mortise lock, the centerline of the electric strike is to be installed 3/8" above the centerline of the mortise lock, except as noted for individual strikes.
- HES electric strikes are all non-handed and designed for installation in hollow metal, concrete filled metal, aluminum and wood jambs.

# Compatibility

HES	Folger Adam	Von Duprin	Adams Rite
1006J•	712-75•, 732-75•	6211•, 6211AL•	
1006K•, 1006KD•, 1006KM•	742-75•	6210•	
1006A•, 1006AD•, 1006AM•		6210	
1006N•, 1006ND•, 1006NM•			
1006T•, 1006TD•			
1006H•, 1006HD•, 1006HM•			
1006R•			
1006E•			
1006Z•			
1006J-2•	310-2•, 310-2¾•	6214•, 6215•, 6224•, 6226•, 6211WF•	
1006H-2•	310-3-1•	6216•	
4500•	742-75•		7240•, 7270•
5000-501		5100	7140, 7340
5000-501A		5100	7101, 7160, 7300
5000-502		5100	7110, 7310
5000-503			7131
5000-504			7111
5200-501		5100	7100, 7128, 7140, 7170, 7340
5200-501A		5100	7101, 7108, 7160, 7300
5200-502		5100	7110, 7310
5200-503			7131
5200-504			7111, 7311
7000-701			7400
7000-702			
7000-783			71R1, 74R1
7000-786		6113•	
7000-789			71R2, 74R2
7501•	712•, 712-75•	6211•	7240•
7505•	310-2•, 310-2¾•	6214•, 6215•, 6224•, 6226•, 6211WF•	
8000			
8300•			
9400			
9500•			
9600			

• = UL 10C fire-rated NOTE: This chart details the HES and Folger Adam products that can replace competitors products, but not necessarily the reverse.

# Compatibility

RCI	Trine	ROFU
L6514	3478	1402, 1702
L6504		
L6508	002•, 1002-2, 2002	1509
L6507	2678	
S6514	007, 012, S012, 2007, 2009, 2012	1402, 1702
S6504	012RD, S012RD	
S6805	2002, 2002WR	1509, 1404
S6507	2678	1403
7114, 7304		
7108, 7308		
161	EN-800	
	EN-850	
2114, 2314	EN-400	1403 Radius
	4850	
162	4800	

NOTE: This chart is offered as a convenience only. Reference should be made to the individual manufacturer's catalogs for complete data as to exact equivalents. There may be some variation in physical size, electrical characteristics and durability between strikes of different manufacturers. HES assumes no liability for differences between items compared. When compatibility is a concern, contact HES Customer Support at 800-626-7590 for application assistance. NOTE: The 105 trim adapter may be required for a neater appearance in retro-fit applications where the strike lip dimensions exceed 3-3/8".

# Trademark Use

## Trademark Use Policy: ASSA ABLOY Americas

The following policy (“Policy”) of ASSA ABLOY Americas (“ASSA ABLOY”), and all of its affiliated group companies (collectively, the “Group Companies”), applies to the use of certain intellectual property of all such Group Companies, including all trademarks, names, logos, product images, and related information (the “ASSA ABLOY Marks”). ASSA ABLOY Marks are proprietary and critical to the success of ASSA ABLOY and the Group Companies, and may only be used in strict compliance with this Policy.

This Policy covers any person or entity reselling any product of any Group Company with the consent of such Group Company (each, an “Approved Reseller”). Each Approved Reseller has a non-exclusive right to use certain of the ASSA ABLOY Marks relating to any of the Group Companies for which it is an Approved Reseller, subject to the following conditions:

### Conditions

- (1) Approved Reseller’s use of ASSA ABLOY Marks must be truthful, fair, and not misleading;
- (2) Approved Reseller’s advertising must clearly indicate that it is advertising of the Approved Reseller, and is not advertising of ASSA ABLOY;
- (3) Approved Reseller may not use any ASSA ABLOY Marks as part of or in connection with a domain name;
- (4) Approved Reseller’s advertising must not imply or suggest an association between the Approved Reseller and ASSA ABLOY other than that of buyer and seller;
- (5) Approved Reseller’s use of ASSA ABLOY Marks must be a positive representation of ASSA ABLOY, the Group Companies, and their products;
- (6) Approved Reseller’s trade name must be more predominant on Approved Reseller’s advertising than the ASSA ABLOY Marks;
- (7) Approved Reseller’s use of ASSA ABLOY Marks must include the trademark symbol ® or ™, as appropriate, along with the following trademark legend printed in legible text on the Web page or document containing ASSA ABLOY Marks:

“HES, Folger Adam Electric Door Controls, and Vista are trademarks or registered trademarks of ASSA ABLOY, Inc. or one of its affiliates in the United States and other countries.”;
- (8) Approved Reseller must not make modifications of any ASSA ABLOY Marks; and
- (9) Approved Reseller may use only ASSA ABLOY Marks associated with the Group Companies for which it is an Approved Reseller (e.g., an Approved Reseller that sells Group Company X products but not Group Company Y products may use Group Company X trademarks in connection with its sale of Group Company X products, but may not use Group Company Y trademarks).



# Trademark Use

## **Trademark Use Policy: ASSA ABLOY Americas (continued)**

ASSA ABLOY reserves the right to review Approved Reseller's usage of ASSA ABLOY Marks at any time and may:

- (a) require changes to the use of ASSA ABLOY Marks at any time in its sole discretion, which changes must be implemented within 30 days of written notice to Approved Reseller;
- (b) condition the use of ASSA ABLOY Marks on ASSA ABLOY's prior approval of such use, which approval may be withheld in its sole discretion;
- (c) revoke permission to use ASSA ABLOY Marks at any time for any or no reason upon 30 days prior written notice to Approved Reseller; and
- (d) revoke permission to use ASSA ABLOY Marks immediately upon notice to Approved Reseller in the event Approved Reseller is in violation of this Policy, or of any other agreement with ASSA ABLOY or any Group Company.

Approved Reseller's right to use ASSA ABLOY Marks in no way conveys to Approved Reseller any proprietary or economic interest in any ASSA ABLOY Marks.

### **Violations**

Use of ASSA ABLOY Marks in violation of this Policy may result in severe civil and criminal liabilities. ASSA ABLOY will vigorously enforce this Policy by seeking all appropriate legal remedies, including, but not limited to, pecuniary damages and injunctive relief.

### **Questions**

If you have any questions concerning compliance with this Policy, please contact the HES Marketing department at 800.626.7590.

# Terms and Conditions

## Standard Terms and Conditions

The following Terms and Conditions ("Terms") apply to the sale by Hanchett Entry Systems, Inc. ("HES") of HES and Folger Adam products and services ("HES products").

All transactions are subject to the latest published Terms except to the extent modified by a written agreement between the purchaser and HES executed prior to an accepted order. The purchaser agrees that HES' acceptance of any purchase order delivered by purchaser is subject to and conditioned upon these Terms. Purchase orders, quotation requests, or acknowledgements which have clauses contrary to these Terms are not binding on HES, unless specifically approved in writing by an authorized agent of HES. No order shall be binding on HES until received and approved by HES. HES expressly reserves the right to correct clerical, stenographic, and other obvious errors at any time.

## Pricing

All prices are subject to change without notice. No prices are guaranteed. All shipments will be made at prices prevailing at the time of acknowledgment.

## Payment Terms

Standard terms are net 30 days of invoice date.

## Credit Terms

Credit terms must be established by completing an HES credit application and submitting it to HES for approval. Accounts not paid within 30 days of the date of the invoice will be considered past due, with interest accruing at 2% per month beginning on the 31st day after the date of the invoice. An order received on an account which has not been paid within 45 days from the date of invoice will not be processed until the account is current. An account remaining unpaid 60 days after the date of the invoice may be referred for collection and credit will be cancelled. HES reserves the right to revoke any credit extended to a purchaser because of purchaser's failure to pay for any goods when due or for any other reason deemed good and sufficient by HES, and in such event all subsequent shipments shall be paid for on delivery.

## Freight Terms

All goods are delivered for shipment from the HES plant in Phoenix, Arizona. Purchaser agrees to pay the trucking, railway and freight charges on the goods from the point of shipment to the destination. Purchaser assumes the risk of loss or damage to the goods while in transit from the point of shipment.

## Delivery

Delivery is contingent upon conditions at time of order and is subject to change. HES shall not be liable for failure or delay in shipping goods if such failure or delay is due to an act of God, war, labor difficulties, accident, inability to obtain containers or raw materials, or any other causes. Any claims of shortages must be made within 30 days of shipment and are subject to approval. HES reserves the right to make delivery in installments. Installments shall be separately invoiced and paid for when due, without regard to subsequent deliveries. Delay in delivery of an installment shall not relieve the purchaser of its obligation to accept remaining deliveries.

## Changes and Cancellations

Changes to or cancellations of orders must be made in writing and delivered by email, fax or regular mail. Cancellations made after HES has issued an order acknowledgment are subject to HES approval, and are subject to a \$25 processing fee in addition to any cost incurred by HES as a result of the original order.

## Warranty

HES products are generally governed by an express, limited warranty ("Warranty"). All new HES products are warranted to be free from manufacturing or design defects for a period, from date of manufacture, as follows:

**1 Year 'Hassle-Free' Guarantee:** All HES products, including all Series electric strikes, electromechanical locks, security controls, power supplies and electrical components.

### Mechanical Components Warranty:

- **3 Years:** 7000 Series electric strikes and 660 electromechanical locks
- **5 Years:** 300, 700, HT1006, HT5000, 1006, 4500, 5000, 5200, 7500, 8000, 8300, 9400, 9500 and 9600 Series electric strikes
- **Lifetime:** RF5010-IA, RF5010-EA, RF5210-IA, RF5210-EA, RF8010-EA, RF8310-EA, IC5020-EA, IC5220-EA, IC8020-EA, IC8320-EA Series hybrid electric strikes

# Terms and Conditions

## Standard Terms and Conditions (continued)

### Electrical Components Warranty:

- **1 Year:** All Series electric strikes
- **3-5 Years:** *Installing a SMART Pac II™ power controller with any new product extends the 1 year warranty on electrical components, including the SMART Pac II™, to the 3-5 year warranty term applicable to each Series mechanical components as outlined above*
- **Lifetime:** RF5010-IA, RF5010-EA, RF5210-IA and RF5210-EA, RF8010-EA, RF8310-EA, IC5020-EA, IC5220-EA, IC8020-EA, IC8320-EA Series hybrid electric strikes

The scope of this Warranty shall be limited to the replacement, but not installation, of the defective products. This Warranty is valid in the USA and Canada only. This Warranty also does not apply to products that have been misused or damaged by accident or by any acts of humans (other than HES personnel), war, terrorism, animals, pressure, biological, nuclear, or chemical agents, nature or the government or altered or repaired outside the HES factory. The purchaser accepts the products "as is". HES MAKES NO OTHER WARRANTY EXPRESS OR IMPLIED; AND ANY IMPLIED WARRANTIES OF MERCHANTABILITY OR FITNESS FOR A PARTICULAR PURPOSE, WHICH EXCEED THE LIMITS OF THE FOREGOING WARRANTY, ARE HEREBY DISCLAIMED BY HES.

### Procedure for Claiming Under Warranty or Returns

Requests to return HES products should be made within 18 months from date of order and HES reserves the right to request date of manufacture and other product information. On goods returned for customer convenience, HES also reserves the right to request original packaging. An RMA (Return Material Authorization) must be obtained from authorized personnel of HES before any HES product may be returned. Upon inspection by HES, a decision will be made to repair, replace, or issue a credit for the HES product. This decision will be made solely by HES in accordance with the provisions of these Terms. Obsolete products will not be accepted for return.

Transportation charges and insurance on all returned materials must be prepaid by the purchaser. On goods returned for customer convenience, when the purchaser returns materials in compliance with these Terms which are accepted by HES, the purchaser may be issued a credit for 65% of the purchase price, with 35% charged by HES for handling and reprocessing. All refunds will be in the form of a credit. Credits are issued at prevailing prices and discounts.

### Limitation of Liability

To the extent permitted by law, HES and its agents and affiliates (collectively "HES Parties") shall not be responsible for, and the purchaser hereby assumes the risk of, and hereby releases HES for any damages or injury whatsoever (including, without limitation, incidental or consequential damages, damages for lost profits or business interruption, and punitive damages) caused by or related to any use of HES Products, regardless of any error, omission, interruption, defect, failure of performance, delay in operation or transmission, even if HES has been advised of the possibility of such damages. If, notwithstanding the foregoing limitations, HES has any liability to the purchaser despite the foregoing limitations, the purchaser agrees that the HES' total liability to the purchaser for all losses, damages, and causes of action, whether in contract, equity, tort (including without limitation, negligence and gross negligence), or otherwise, will not exceed the amount the purchaser paid to HES for the HES products.

Any action or arbitration brought against the HES pertaining to or in connection with the HES Products must be commenced and served upon HES within one (1) year after the date the cause of action arose, and not thereafter. Failure to abide by such deadline will constitute a complete defense for the HES Parties to the purchaser's claims.

### No Third Party Liability

If the purchaser uses the HES Products on behalf of others or provides to others any products referenced herein, the HES Parties shall have no liability to such persons whatsoever, and the purchaser agree to defend and indemnify the HES Parties from any and all claims and demands asserted against them, and from any legal fees, costs and other expenses that the HES Parties incur therewith.

### Governing Law and Jurisdiction

These Terms are governed by the laws of the State of Arizona, U.S.A. but without regard to its principles of conflict of laws. For any interpretational disputes relating to, or claims arising from, these Terms, the purchaser agrees to the exclusive jurisdiction of the Superior Court of Arizona in Maricopa County, provided, however, that such restriction shall not apply to legal actions initiated or brought by HES. Upon request by HES, all disputes concerning and claims arising from the foregoing shall be referred to binding arbitration in Maricopa County, Arizona by an arbitrator selected only by the Superior Court of Arizona in Maricopa County. The purchaser hereby waives its right to a jury with regard to claims against the HES Parties hereunder. The language used in these Terms shall not be construed strictly against HES.



## **FOLGER ADAM®**

ASSA ABLOY is the global leader in door opening solutions, dedicated to satisfying end-user needs for security, safety and convenience.

# **USA**

CUSTOMER SUPPORT  
**800.626.7590**

PHONE  
**623.582.4626**

FAX  
**623.582.4641**

[www.hesinnovations.com](http://www.hesinnovations.com)

HES, Inc.  
22630 N. 17th Ave.  
Phoenix, AZ 85027

# **CANADA**

TOLL FREE  
**800.461.3007**

PHONE  
**905.738.2466**

TOLL FREE FAX  
**888.940.3242**

FAX  
**905.738.2478**

[www.assaabloycanadadss.ca](http://www.assaabloycanadadss.ca)

ASSA ABLOY  
Door Security Solutions Canada  
Vaughan, Ontario L4K 4T9  
Canada

# **ASSA ABLOY**