


ANVIL®
INTERNATIONAL, INC.

Steel Pipe Nipples



www.anvilintl.com

SPECIFICATIONS

Materials

Manufactured in accordance with ASTM Standard Specification A733-Welded and seamless carbon steel and stainless steel pipe nipples. (A53 C/W and A106 SMLS).

Paragraph 1.1.1 welded carbon steel nipples and 1.1.2 seamless carbon steel nipples.

Finishes

Anvil steel nipples are available in black, electro galvanized or hot-dipped galvanized finishes. Please specify finish required when ordering.

Threads

Anvil pipe nipples are threaded on both ends with standard tapered pipe threads conforming to the American Standard for Pipe Threads A.N.S.I. B1.20.1.

Threads are right hand on each end unless otherwise specified. Left hand threads or plain ends or combinations are available.

Special Lengths

Anvil can supply special lengths, special threading and special finishes to order.

Length

Nipples with lengths up through 12" long have a length tolerance of $\pm 1/16"$. Nipples over 12" long have a tolerance of $\pm 1/8"$.

Identification

Where possible, each Anvil pipe nipple is identified with:


- The Anvil Trademark
- Seamless designation "SMLS" or welded C/W
- Pipe schedule STD, XS, SCH160 and XXS
- Material designation A106 B or A53 C/W

END FINISHES

Standard Finish

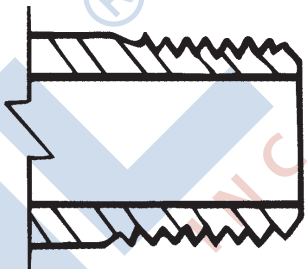
Tapered Pipe Thread (NPT)

Furnished unless special finish requested.



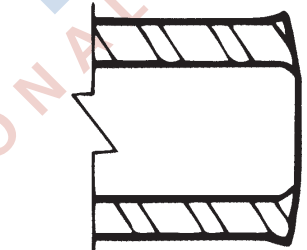
Special Finishes

Straight Pipe Thread



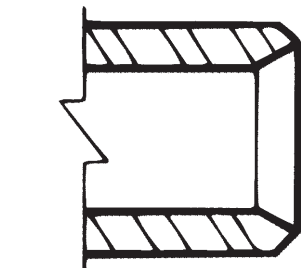
Roller Cut

Furnished when specified on order. (Not deburred.)



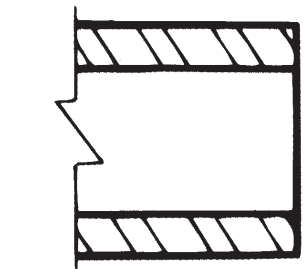
Reamed and Chamfered

Ends sq. cut and bevelled on O.D. at $35^\circ \pm 10^\circ$ to axis. Inside burrs removed.



Square Cut

Ends square cut to central axis. All burrs removed.



STANDARD NIPPLES *(By Length & Pipe Size)*

NOMINAL PIPE SIZE																			
(Inside Dia., Inches)	1/8	1/4	3/8	1/2	3/4	1	1 1/4	1 1/2	2	2 1/2	3	3 1/2	4	5	6	8	10	12	
BUTT²	1/2	3/4	3/4	3/4	1	1	1	1 1/4	2	2	2	2 1/4	2 1/4	2 1/2	2 1/2	-	-	-	
CLOSE (CL)	3/4	7/8	1	1 1/8	1 3/8	1 1/2	1 5/8	1 3/4	2	2 1/2	2 5/8	2 3/4	2 7/8	3	3 1/8	3 1/2	3 7/8	4 1/2	
SHOULDER (SHLDR)	1	1 1/4	1 1/4	1 1/4	1 1/2	1 3/4	2	2	-	-	-	3 1/2	3 1/2	4	4	-	-	-	
SHORT (SH)	1 1/2	1 1/2	1 1/2	1 1/2	2	2	2 1/2	2 1/2	2 1/2	3	3	4	4	4 1/2	4 1/2	5	5	6	
LONG	2	2	2	2	2	2	2	2	-	-	-	-	-	-	-	-	-	-	
	2 1/2	2 1/2	2 1/2	2 1/2	2 1/2	2 1/2	2 1/2	2 1/2	2 1/2	-	-	-	-	-	-	-	-	-	
	3	3	3	3	3	3	3	3	3	3	3	-	-	-	-	-	-	-	
	3 1/2	3 1/2	3 1/2	3 1/2	3 1/2	3 1/2	3 1/2	3 1/2	3 1/2	3 1/2	3 1/2	-	-	-	-	-	-	-	
	4	4	4	4	4	4	4	4	4	4	4	4	4	4	-	-	-	-	
	4 1/2	4 1/2	4 1/2	4 1/2	4 1/2	4 1/2	4 1/2	4 1/2	4 1/2	4 1/2	4 1/2	4 1/2	4 1/2	4 1/2	4 1/2	4 1/2	-	-	-
	5	5	5	5	5	5	5	5	5	5	5	5	5	5	5	5	5	5	-
	5 1/2	5 1/2	5 1/2	5 1/2	5 1/2	5 1/2	5 1/2	5 1/2	5 1/2	5 1/2	5 1/2	5 1/2	5 1/2	5 1/2	5 1/2	5 1/2	5 1/2	5 1/2	5 1/2
	6	6	6	6	6	6	6	6	6	6	6	6	6	6	6	6	6	6	6
	7	7	7	7	7	7	7	7	7	7	7	7	7	7	7	7	7	7	7
	8	8	8	8	8	8	8	8	8	8	8	8	8	8	8	8	8	8	8
	9	9	9	9	9	9	9	9	9	9	9	9	9	9	9	9	9	9	9
	10	10	10	10	10	10	10	10	10	10	10	10	10	10	10	10	10	10	10
11	11	11	11	11	11	11	11	11	11	11	11	11	11	11	11	11	11	11	
12	12	12	12	12	12	12	12	12	12	12	12	12	12	12	12	12	12	12	
EXTRA LONG	13	13	13	13	13	13	13	13	13	13	13	13	13	13	13	13	13	13	
	14	14	14	14	14	14	14	14	14	14	14	14	14	14	14	14	14	14	
	15	15	15	15	15	15	15	15	15	15	15	15	15	15	15	15	15	15	
	16	16	16	16	16	16	16	16	16	16	16	16	16	16	16	16	16	16	
	17	17	17	17	17	17	17	17	17	17	17	17	17	17	17	17	17	17	
	18	18	18	18	18	18	18	18	18	18	18	18	18	18	18	18	18	18	18
	19	19	19	19	19	19	19	19	19	19	19	19	19	19	19	19	19	19	
	20	20	20	20	20	20	20	20	20	20	20	20	20	20	20	20	20	20	
	21	21	21	21	21	21	21	21	21	21	21	21	21	21	21	21	21	21	
	22	22	22	22	22	22	22	22	22	22	22	22	22	22	22	22	22	22	
	23	23	23	23	23	23	23	23	23	23	23	23	23	23	23	23	23	23	
	24	24	24	24	24	24	24	24	24	24	24	24	24	24	24	24	24	24	
RIGHT AND LEFT³	-	-	4	4	4	4	4	4	4	4	4	-	-	-	-	-	-		

Note:

1. Trade designations butt, close, shoulder, short, long and extra long are listed due to their common usage.
2. Butt nipples are not recommended for pressure applications. The nipples are intended for use in pipe assemblies for structural purposes.
3. Right and left nipples are regularly available only in 4 inch lengths and in weights of standard and extra strong, black standard and extra strong, galvanized.

STANDARD NIPPLES *(By Length & Pipe Size)*

STANDARD NIPPLES (Approximate weight per 100 pieces)

Size	Close	1 1/2"	2"	2 1/2"	3"	3 1/2"	4"	4 1/2"	5"	5 1/2"	6"	7"	8"	9"	10"	11"	12"			
1/8"	1.0	2.7	3.7	4.8	5.9	6.9	8.0	9.1	10.1	11.2	12.3	14.0	15.6	17.0	18.8	20.4	22.0			
1/4"	2.3	4.4	6.4	8.5	10.6	12.6	14.5	16.4	18.3	20.1	22.0	24.6	27.2	29.8	32.4	35.0	37.6			
3/8"	3.3	6.0	8.6	11.1	13.7	16.2	18.8	21.4	24.0	26.5	29.1	33.0	37.0	41.0	45.0	49.0	53.0			
1/2"	5.0	7.7	11.0	14.6	17.8	21.2	24.5	27.9	31.2	34.6	37.9	45.0	52.0	59.0	66.0	73.0	80.0			
3/4"	8.7	11.5	14.2	18.6	23.6	28.8	34.0	39.2	44.4	49.6	54.8	62.8	70.6	78.4	86.2	94.0	102.0			
1"	14.8		19.8	27.8	34.6	41.8	47.6	54.8	60.4	67.8	73.4	86.4	100.0	113.6	127.2	140.6	154.0			
1 1/4"	20.2		27.8	37.0	48.0	56.8	65.5	74.4	83.2	92.0	100.8	120.8	139.2	158.4	177.6	196.8	216.0			
1 1/2"	29.2		33.6	45.6	55.2	66.4	78.0	89.2	100.4	112.0	123.2	142.5	165.0	187.5	210.0	232.5	255.0			
2"	43.4			56.8	69.6	83.2	96.8	110.4	124.4	138.8	164.0	192.5	215.0	247.5	280.0	312.5	345.0			
2 1/2"	80.0				105.0	116.0	141.0	164.8	191.6	219.0	235.0	275.0	322.0	385.0	417.0	465.0	505.0			
3"	101.0					126.0	147.0	180.0	205.0	223.0	272.0	316.9	378.8	412.9	478.0	548.0	601.0	670.8		
3 1/2"	127.0						213.0	250.0	271.0	331.0	360.0	440.0	495.0	567.0	645.0	700.0	790.0			
4"	200.0							252.5	385.0	347.0	375.0	430.0	472.0	588.8	670.8	740.0	830.0	910.0		
5"	275.0								350.0	400.0	500.0	600.0	658.0	710.0	830.0	940.0	1060.0	1160.0	1260.0	
6"	325.0									500.0	550.0	650.0	758.0	816.0	970.0	1130.0	1280.0	1440.0	1580.0	1720.0

EXTRA STRONG NIPPLES (Approximate weight per 100 pieces)

Size	Close	1 1/2"	2"	2 1/2"	3"	3 1/2"	4"	4 1/2"	5"	5 1/2"	6"	7"	8"	9"	10"	11"	12"			
1/8"	1.4	3.3	4.4	5.6	6.9	8.1	9.3	10.6	11.8	13.1	14.4	16.8	19.2	21.6	24.0	26.4	28.8			
1/4"	3.0	5.4	7.7	10.0	12.2	14.4	16.6	18.8	21.1	23.3	25.5	29.8	33.8	38.0	42.2	46.4	50.6			
3/8"	4.9	8.1	10.9	14.8	17.0	20.0	23.6	26.4	29.1	32.2	35.3	41.2	47.4	53.6	59.6	65.8	72.0			
1/2"	7.9	11.1	15.1	19.2	24.2	28.6	32.1	37.8	42.2	46.6	51.0	60.4	69.6	78.8	88.8	97.2	106.4			
3/4"	12.0	16.2	19.7	25.3	30.4	36.5	42.6	49.7	54.8	60.9	67.0	80.0	92.9	104.0	116.0	128.0	140.0			
1"	21.0		29.8	39.5	47.0	56.2	65.4	74.6	83.0	93.6	102.0	122.0	141.0	158.0	176.0	194.0	212.0			
1 1/4"	32.8		37.6	51.8	63.6	75.2	86.8	96.4	110.0	121.6	133.2	158.0	184.0	210.0	236.0	262.0	288.0			
1 1/2"	41.8		51.4	63.2	81.6	96.0	110.5	124.8	139.2	153.6	168.0	197.5	227.5	257.5	287.5	317.5	347.5			
2"	67.8			85.8	99.2	120.4	141.6	162.0	184.0	205.2	226.4	268.0	311.0	354.0	397.0	440.0	483.0			
2 1/2"	112.0				147.0	165.2	197.4	229.8	267.4	306.6	329.0	385.0	450.0	539.0	583.8	651.0	707.0			
3"	141.4					176.4	205.8	252.9	287.0	324.0	380.8	434.0	529.2	576.8	658.0	767.2	841.4	938.0		
3 1/2"	177.8						298.2	350.0	379.4	463.4	504.0	616.0	693.0	793.8	903.0	980.0	1106.0			
4"	280.0							352.8	427.0	485.0	525.0	602.0	660.8	832.2	938.8	1036.0	1162.0	1274.0		
5"	385.0								490.0	560.0	700.0	840.0	910.0	1070.0	1240.0	1400.0	1570.0	1720.0	1880.0	
6"	550.0									775.0	850.0	950.0	1130.0	1225.0	1530.0	1760.0	2000.0	2240.0	2460.0	2680.0

HANDY RACKS & HANDY PACKS

Ready-Cut Pipe (Threaded Both Ends)

The Anvil Handy Rack is designed for the retail and wholesale distributor. It is stocked with an assortment of the most popular sizes of threaded pipe. It is ideal for self-service outlets, showrooms and will-call counters.

Handy Rack #1B – Black Handy Rack #1G – Galvanized

Pipe Size	Number of Pieces by Length							Rack Total Pieces	Wgt. Lbs.
	18"	24"	30"	36"	48"	60"	72"		
1/2"	10	10	10	10	10	10	10		
3/4"	10	10	10	10	10	10	10		
1"	4	4	4	4	4	4	4	168	636

Rack Dimension: 20"L x 20"W x 29"H

Handy Rack #2B – Black Handy Rack #2G – Galvanized

Pipe Size	Number of Pieces by Length							Rack Total Pieces	Wgt. Lbs.
	18"	24"	30"	36"	48"	60"	72"		
1/2"	5	5	5	5	5	5	5		
3/4"	5	5	5	5	5	5	5		
1"	3	3	3	3	3	3	3		
1 1/4"	2	2	2	2	2	2	2		
1 1/2"	2	2	2	2	2	2	2	119	598

Rack Dimension: 20"L x 20"W x 29"H

Note: Anvil Ready-cut pipe is available in other sizes and lengths. Please call for prices and availability.

Handy Pack Pipe Nipples

The Anvil Handy Pack, available in black or galvanized pipe, contains nipples in three diameters: 1/2", 3/4" and 1", and provides an easy-to-carry assortment of nipples from "close" through 6" lengths. It is ideal for use by plumbers and others who require a variety of nipple sizes.

Pipe Size	Close	Number of Pieces by Length										Total Pieces	Handy Pack Wgt.
		1 1/2"	2"	2 1/2"	3"	3 1/2"	4"	4 1/2"	5"	5 1/2"	6"		
1/2"	6	6	6	6	6	6	6	6	6	6	6	66	16
3/4"	6	6	6	6	6	6	6	6	6	6	6	66	22
1"	6	–	6	6	6	6	6	6	6	6	6	60	32



STEEL PIPE NIPPLE ASSORTMENTS



- Available in black or galvanized pipe.
- Manufactured to ANSI/ASTM A 733 – Specifications.
- Anvil's easy-to-carry nipple assortments are ideal for plumbers and others who require a variety of pipe nipple lengths.

"A" ASSORTMENTS

Pipe Size	Close	Number of Pieces by Length										Total Pieces	Approx. Wgt. Lbs. per Assort.
		1 1/2"	2"	2 1/2"	3"	3 1/2"	4"	4 1/2"	5"	5 1/2"	6"		
1/8"	20	10	15	10	10	5	10	5	5	5	5	100	6
1/4"	20	10	15	10	10	5	10	5	5	5	5	100	10
3/8"	20	10	15	10	10	5	10	5	5	5	5	100	13
1/2"	20	10	15	10	10	5	10	5	5	5	5	100	20
3/4"	20	10	15	10	10	5	10	5	5	5	5	100	27
1"	15	–	12	5	12	3	12	3	5	3	5	75	33
1 1/4"	15	–	–	10	8	5	4	3	2	2	1	50	28
1 1/2"	15	–	–	10	8	5	4	3	2	2	1	50	34
2"	15	–	–	10	8	5	4	3	2	2	1	50	47

"25" ASSORTMENTS

1/8"	4	3	3	3	2	2	2	1	2	1	2	25	1.5
1/4"	4	3	3	3	2	2	2	1	2	1	2	25	2.6
3/8"	4	3	3	3	2	2	2	1	2	1	2	25	3.6
1/2"	4	3	3	3	2	2	2	1	2	1	2	25	5.4
3/4"	6	–	4	3	2	2	2	1	2	1	2	25	6.7
1"	5	–	5	3	2	2	2	1	2	1	2	25	10
1 1/4"	5	–	5	3	2	2	2	1	2	1	2	25	15
1 1/2"	5	–	5	3	2	2	2	1	2	1	2	25	18
2"	5	–	–	4	3	2	3	2	2	2	2	25	27

"6" ASSORTMENTS

3/8"	6	6	6	6	6	6	6	6	6	6	6	66	11
1/2"	6	6	6	6	6	6	6	6	6	6	6	66	16
3/4"	6	6	6	6	6	6	6	6	6	6	6	66	22
1"	6	–	6	6	6	6	6	6	6	6	6	60	32
1 1/4"	6	–	6	6	6	6	6	6	6	6	6	60	43
1 1/2"	6	–	6	6	6	6	6	6	6	6	6	60	51
2"	6	–	–	6	6	6	6	6	6	6	6	54	66

STEEL REDUCING NIPPLES

Black or Galvanized

- Welded
- Standard
- Extra Long

Size	Length	Weight per 100 Pieces	
		Standard	XS
1/2" x 3/4"	2 1/2"	16	24
3/4" x 1/2"	2 3/4"	24	34
1" x 3/4"	3"	36	50
1 1/4" x 1"	3 1/2"	56	80
1 1/2" x 1 1/4"	4"	80	106
2" x 1 1/2"	4 1/2"	126	-

Note: All black and galvanized nipples are dipped in rust preventative coating.



WARRANTY TERMS

1. Warranty of Quality

Anvil warrants that the goods sold hereunder shall be free from defects in workmanship and materials at the time of receipt by buyer. This Warranty of Quality shall commence upon tender of delivery and shall expire ninety (90) calendar days thereafter.

a. Exclusions

Buyer shall inspect the goods upon their physical delivery. Anvil does not warrant the goods against nor shall Anvil be liable for defects that arise from misuse, mishandling, exposure to corrosives or abrasives, normal wear and tear, or buyer's failure to adequately store the goods. All claims under this Warranty of Quality shall be deemed waived unless written notice of the defect is delivered to Anvil within (15) days of the time the defect was discovered, or should have been discovered within the warranty period.

b. Remedy

Buyer's Sole and Exclusive remedy for the breach of this Warranty of Quality should be, at Anvil's option, the repair or replacement of the defective goods. If this remedy is adjudged to have failed of its essential purpose, Anvil's total liability shall be to refund the purchase price of the defective goods.

2. Warranty Disclaimer

Anvil makes no other express warranties other than the Warranty of Quality and disclaims all warranties implied by law, usage of trade, course of dealing or course of performance, including but not limited to the Implied Warranties of Merchantability and Fitness for a particular purpose.

3. Limitation of Liability

Anvil shall not be liable for any consequential, incidental, special, or indirect damages resulting from Anvil's performance of this agreement (or failure to perform) whether arising under contract, tort or any other theory, including but not limited to loss of profits, loss of diminution of business opportunities, damage to property or claims of third parties. Anvil's total liability for any claims arising out of this agreement shall be limited to the purchase price of the goods.

4. Time to Bring Actions

Any action for breach of contract or warranty must be commenced within thirteen (13) months from the date of the breach.



Corporate Offices
110 Corporate Drive, Suite 10 • P.O. Box 3180
Portsmouth, NH 03802-3180
Tel: 603-422-8000 • Fax: 603-422-8033
E-mail address — Webmaster@anvilintl.com
www.anvilintl.com

ANVIL MANUFACTURED PRODUCTS

Columbia, PA Foundry

1411 Lancaster Avenue
Columbia, PA 17512
Tel: 717-684-4400 • Fax: 717-684-6868
Paul Suor — Plant Manager

Henderson, TN Plant

2870 Old Jackson Road
Henderson, TN 38340
Tel: 731-989-3551 • Fax: 731-989-4144
Rich Brooks — Plant Manager

Canvil

390 Second Avenue
Simcoe, ON Canada N3Y 4K9
Tel: 519-426-4551 • Fax: 519-426-5509
Brent Widdifield — Plant Manager

Longview, TX Plant

305 Simms
Longview, TX 75604
Tel: 903-759-4417 • Fax: 903-759-1782
Van O'Keefe — Plant Manager

J.B. Smith

6618 Navigation
Houston, TX 77011
Tel: 713-928-5711 • Fax: 713-928-6733
Ray Mullenix — Plant Manager

North Kingstown, RI Plant

160 Frenchtown Road
North Kingstown, RI 02852
Tel: 401-886-3001 • Fax: 401-886-3010
Robert Taylor — General Manager

ENGINEERED PIPE SUPPORTS

- Structural Fabrication
 - Field Services
 - Non-destructive Testing
- Contact: North Kingstown, RI Plant
401-886-3001

**For Sales and Service Information
Contact the Regional Service Center
Nearest You or Visit Our Website at
www.anvilintl.com**

NORTH EAST REGION

Regional Service Center: Servicing Connecticut, Delaware, Maine, Maryland, Massachusetts, New Hampshire, New Jersey, New York, East Pennsylvania, Rhode Island, Vermont, Virginia

2530 Pearl Buck Road
Bristol, PA 19007
Tel: 215-788-4056 • Fax: 215-788-4475
Toll Free: 1-800-451-2935
Dean Taylor — Regional Vice President

MIDWEST REGION

Regional Service Center: Servicing Illinois, Indiana, Iowa, Kansas, Kentucky, Michigan, Minnesota, Missouri, Nebraska, North and South Dakota, Ohio, West Pennsylvania, West Virginia, Wisconsin

750 Central Avenue
University Park, IL 60466
Tel: 708-534-1414 • Fax: 708-534-5441
Toll Free: 1-800-301-2701
Dean Taylor — Regional Vice President

Satellite Offices

1201 W. 96th Street
Bloomington, MN 55431
Tel: 952-884-7131 • Fax: 952-887-1501
Toll Free: 1-800-733-7131

9530 Le Saint Drive
Fairfield, OH 45014
Tel: 513-682-2330 • Fax: 513-870-0109
Toll Free: 1-800-837-2424

8615 East 33rd Street
Indianapolis, IN 46226
Tel: 317-895-2424 • Fax: 317-895-2430
Toll Free: 1-800-837-1515

1930 Warren Street
N. Kansas City, MO 64116
Tel: 816-474-0500 • Fax: 816-221-7150
Toll Free: 1-800-877-7007

24600 Northline Road
Taylor, MI 48180
Tel: 734-947-3083 • Fax: 734-947-4682
Toll Free: 1-800-279-1601

WESTERN REGION

Regional Service Center: Servicing Alaska, Arizona, California, Hawaii, Idaho, Montana, Nevada, Oregon, Utah, Washington

1385 Greg Street
Sparks, NV 89431
Tel: 775-331-7029 • Fax: 775-331-5075
Toll Free: 1-800-572-0051
Bob Arison — Regional Vice President

Satellite Offices

P.O. Box 10206
Portland, OR 97210
Tel: 503-223-7101 • Fax: 503-223-7130
14103 Borate St.
Sante Fe Springs, CA 90670
Tel: 562-802-7459 • Fax: 562-802-7519

SOUTH WEST AND SOUTH EAST REGION

Regional Service Center: Servicing Alabama, Arkansas, Colorado, Florida, Georgia, Louisiana, Mississippi, New Mexico, North and South Carolina, Oklahoma, Tennessee, Texas, Wyoming

1313 Avenue R
Grand Prairie, TX 75050
Tel: 972-343-9206 • Fax: 972-641-8946
Toll Free: 1-800-457-4414
Bob Arison — Regional Vice President

Satellite Offices

6999 Old Clinton Rd
Houston, TX 77020
Tel: 713-675-6371 • Fax: 713-678-7858

2600 W. 42nd Street
Odessa, TX 79764
Tel: 432-366-2803 • Fax: 432-366-0890

4200 Holly Street
Denver, CO 80216
Tel: 303-394-2178 • Fax: 303-321-3050

1202 Tech Blvd., Suite 103
Tampa, FL 33619
Tel: 800-429-0703 • Fax: 813-663-0811

CANADA — MUELLER-FLOW CONTROL

Kevin Fullan *Vice President*
Tel: 905-664-1459 ext 272
Doug Crawford *National Marketing Manager*
Tel: 905-664-1459 ext 248

Alberta

Calgary — Tel: 403-246-0033 • Fax: 403-246-0051
Edmonton — Tel: 780-452-9841 • Fax: 780-452-9873

British Columbia

Delta — Tel: 604-940-1449 • Fax: 604-940-9878
Nanaimo — Tel: 250-758-1551 • Fax: 250-758-1160
Prince George — Tel: 250-561-1219 • Fax: 250-561-7358
Vancouver City — Tel: 604-875-6990 • Fax: 604-875-6962

Manitoba

Winnipeg — Tel: 204-774-3461 • Fax: 204-786-5044

Ontario

Stoney Creek — Tel: 905-664-9230 • Fax: 906-664-9556
Toronto — Tel: 416-251-4171 • Fax: 416-251-7087
Sarnia — Tel: 519-336-7690 • Fax: 519-336-1621
Sudbury — Tel: 705-671-9600 • Fax: 705-671-8082

Quebec

Montreal — Tel: 514-342-2100 • Fax: 514-342-2177
Ste-Foy — Tel: 418-650-5766 • Fax: 418-266-0252

Saskatchewan

Regina — Tel: 306-543-5536 • Fax: 306-545-0390
Saskatoon — Tel: 306-242-6788 • Fax: 306-242-5089