
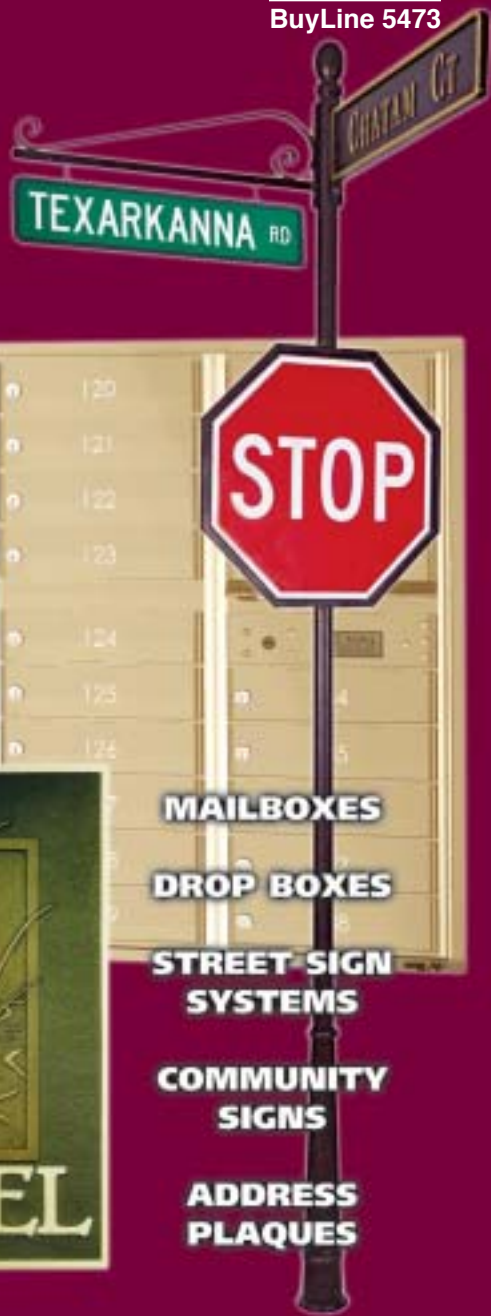


CUSTOM HOME ACCESSORIES



- MAILBOXES
- DROP BOXES
- STREET SIGN SYSTEMS
- COMMUNITY SIGNS
- ADDRESS PLAQUES

Custom Coordinate a Master Planned Community

For over 14 years we've been the developers' source for signs, markers, and mailboxes that can be matched community wide: address plaques, mailboxes, street signs, course

markers, club house signs and community entrance signs.

We offer a wide selection of mailbox types including: decorative, locking, rural, bash proof, column, post and wall mounted mailboxes for homes, apartments and commercial uses. Call for a free catalog.

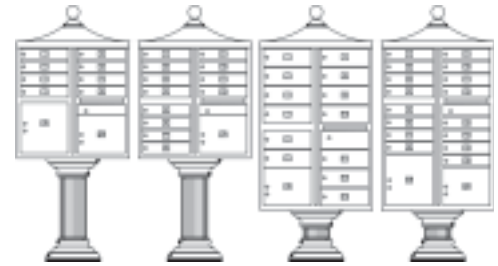


800-265-0041
916-635-0231
916-635-0228 Fax
www.mailboxes.info

Master plan design coordination is our forte!

The Regency™ Collection

Custom Home Accessories introduces: "The Regency Collection" of decorative CBU mailboxes. Builders, architects and developers have long been asking for an attractive cluster mailbox. The Regency Collection fills this need by converting a standard USPS collection box unit into an elegant mail center. Constructed of cast and extruded aluminum, the Regency will add "curb appeal" to any residential or commercial development. The Regency is available in two main styles: the Edward (top and base with two collars) and the Charles (top and base with one collar). Some existing CBUs can be converted to the Regency style by purchasing the top and pedestal separately. Units come in USPS gray, black or bronze. USPS approved. Patent #D528,734.



Edward 8 door Edward 12 door Edward 13 door Edward 16 door



Flame finial (-F)

REG-ED-B-12 Edward 12 door with ball finial, in black.



AD-1411 Cast Aluminum Plaque
Add an attractive cast aluminum plaque to the side of your Regency. Finished in all-weather baked enamel.



Pewter/Silver letters



Black/Silver letters



Bronze/Gold letters



REG-ED-B-16 Edward 16 door with ball finial, in USPS gray.



PED-ED-TALL-12 Edward 12 door without top, in black. 1565 Series with Regency top (inset).



REG-ED-B-12 Edward 12 door with ball finial, in bronze. Shown with an optional custom logo plaque.



Convert a standard CBU into an elegant mail center.

800-265-0041
916-635-0231
916-635-0228 Fax
www.mailboxes.info

Decorative Cluster Box Units



Decorative Cluster Box Units
Give your development curb appeal with a decorative CBU mailbox and post system. CBUs can now match the style of residential mailboxes, street signs and light poles. Made of rust and rot proof cast aluminum and stainless steel. Posts available in black, white, gray or green.

High Security Cluster Box Units



1565 Series HSCBU High Security Cluster Box Units
Centralized mail delivery system designed for high crime areas.

- Security collar on all locks.
- Heavier gauge aluminum cabinet wrapper.
- Larger diameter 1/4" door hinge rod.
- Thicker, more robust parcel doors.

10 55 00/CUT
BuyLine 5473

Letter Drops



LD-12 Spring Hinged Letter Drop

Drop Boxes



LL7MAXDRP Letter Locker High Security Payment Drop Box

4C Horizontal Wall-Mounted Units

Prefabricated Stucco Column
A fast and attractive solution when installing community mailboxes.
(Local postmaster approval required.)



* Colors for indoor use only.



Durable, Multi-Compartment Mailboxes for Apartments and Residential/Commercial Applications

We have upgraded the security of our USPS approved horizontal mailboxes to comply with the new USPS 4C standards.

- Improved lock strength and resistance to the most common methods of attack.
- All units consist of inner and outer aluminum cabinets, heavy gauge aluminum compartments and doors.
- Front and rear load units available.
- Powdercoat finish is applied on treated aluminum for a tough, scratch and corrosion resistant surface.

- 910 customer locks.
- Master door gates are hinged on the outer corners of the cluster box to allow for easy access to all mail slots.
- Quick release door-lock latch.

Meets USPS Standard 4C:

- Upgraded patron lock design.
- Americans with Disabilities Act (ADA) compliant.
- For indoor and outdoor use.
- Ergonomically designed.
- Solid aluminum mail slot frame design protects adjacent customer compartments.



All custom features to your specs.

800-265-0041
916-635-0231
916-635-0228 Fax
www.mailboxes.info

Custom Bronze Plaques



Mount in a brick column to create an elegant entrance.



A touch of class at the entrance to your golf club.



Guarantee that the entrance of your community makes a quality first impression.

Quality Custom Plaques



Crushed Stone Address Plaques

- Made with real crushed stone.
- Deeply engraved 4" numbers.
- Five styles to choose from.



Solid Granite Address Plaques

- Made with solid granite.
- Deeply engraved 4" numbers.
- Five styles to choose from.

Edgewood Lighted Address



LTS1 Edgewood Standard



LTOC Misty Oak



LTOV Oval



LTL2 Vertical



Cast Aluminum Address Plaques

- Solid cast aluminum construction.
- Large 4" cast aluminum numbers.
- Colors: black/gold and bronze/gold.

Mailboxes



IMP-311K

Street Sign Blades & Frames



RLB-B-ORN

SA-PB-H

BFS-B

RLB-B

Custom Coordinate a Master Planned Community Custom Home's signs, markers and mailboxes can be matched community wide!

DOT Approved Imperial Sign System



A2-808

E2-6E6

LP6

B1-3B3

Cupolas & Weathervanes



Dalton

Printed in the U.S.A.



Custom Home Accessories, Inc.
11300 Trade Center Dr., Ste. A
Rancho Cordova, CA 95742

800-265-0041
916-635-0231
916-635-0228 Fax
www.mailboxes.info

see us at
Sweets.com