

Famous for fine mailboxes & classic architectural accents

**Many exclusive products!**  
**Over 80 new items!**  
**Lower prices!**



Call 1-800-265-0041

[www.customhomex.com](http://www.customhomex.com)



**IMP-311K** post #3, plate #1, box #1 in black, knob.



**IMP-588K-6** post #5, plate #8, box #8 in bronze, knob, with newspaper box.



**IMP-119K** post #1, plate #1, box #9 in verde green, knob.



**IMP-T311K**

**IMP-T620K** twin post #6, plate #2, box #0, in black, knob.

**IMP-T311K** twin post #3, plate #1, box #1, in black, knob.

## The Imperial System

### Choose a Beautiful Imperial System in Durable Aluminum

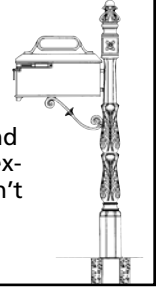
The Imperial mailbox is of cast aluminum (not sheet metal) that will never rust or rot. These stunning mailboxes were first designed for a unique golf course community and are now found on America's most prestigious home sites. Create your own from the choices on this page. USPS tested and approved. Mailbox: 7-3/4" x 10-1/2" x 19". Post: approximately 60".

### A note about metal casting

Cast aluminum mailboxes are first poured in a sand mould that does not allow perfection in every detail. But that's the appeal of such castings. These "accidentals of art" lend an Old World charm to each piece that no artist could fashion intentionally. In effect, each one is a unique creation.

### Direct In-ground Installation

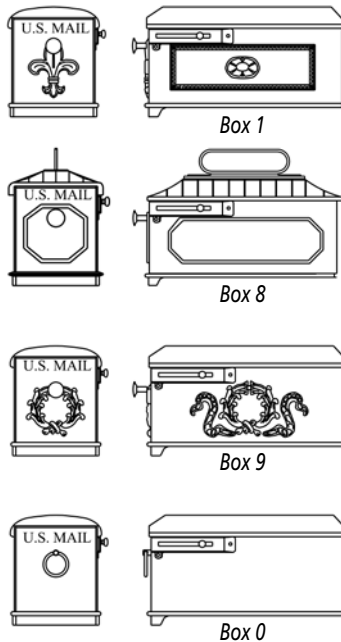
Heavy-duty underground aluminum extension won't rust or rot.




### Custom Coordinate a Master Planned Community

Custom Home's signs, markers and mailboxes can be matched community wide: address plaques, mailboxes, street signs, course markers, club house signs and community entrance signs. Choose from the Imperial System styles on this page and the following pages and match with aluminum address plaque styles on pages 18-19.

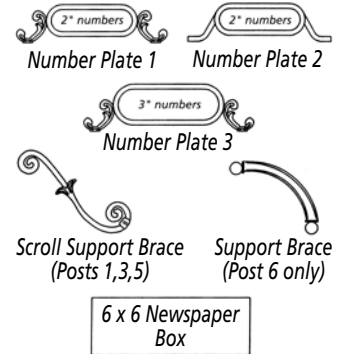
### Specify a Box




### Specify a Post



### Specify Accessories



### Specify a Color



### Builders and HOAs, Personalize Your Mailboxes!

Your logo can be attached to Imperial mailboxes. Fax us a sample of your design for a quote. Minimum quantity 30 pieces.



Model	Description	Unit Price	5+	10+
IMP	Imperial Mailbox System (posts #1, 3, 5)	\$399.95	379.95	359.95
IMP-TWIN	Imperial Mailbox System Twin (posts #1, 3, 5)	629.95	609.95	589.95
IMP	Imperial Mailbox System (post #6)	449.95	429.95	409.95
IMP-TWIN	Imperial Mailbox System Twin (post #6)	689.95	669.95	649.95

Options: Verde green finish add \$35 single or \$65 twin. Newspaper box add \$40 single or \$80 twin. 2" solid brass numbers \$3.50 each, 3" solid brass numbers \$4.50 each. Add \$10 for vinyl numbers on both sides of address plate or \$5 per side. Imperial mailbox only \$199.95. Number plates #1 or 2 \$25, #3 \$28. Imperial posts #1, 3 or 5 \$219.95, post #6 \$279.95. Add \$5 for optional brass ring.

\* White highlights imperfections in the casting. Bronze and green are custom order only - allow 2-4 weeks for delivery.

All quantity discounts shown throughout catalog are for prepaid orders only.





## Post & Rack Systems



**M-6-DBL-620K** P&R double with square post #6, plate #2, box #0, knob, dual shelf system, black.

## C2: Contemporary



**C2-3103-E1**

**TC2-6104-E1** Twin C2 post, #6 base, #1 plate, #1 economy boxes and #4 finial, in black.  
**C2-3103-E1** C2 post, #3 base, #1 plate, #1 economy box and #3 finial, in black.

## Millbrook Classic



**C3-3000-E1**

**3XC3-6000-E1** Custom triple C3 post with scroll supports, #6 base, #1 economy boxes, in black. Also available in twin and quad.

**C3-3000-E1** C3 post, #3 base, #1 economy box, in black.

## Courtyard Post



**D1-8008-CY-E1**

**4XD1-8008-CY-E1** Courtyard quad post, base #8, finial #8, with economy boxes.

**D1-8008-CY-E1** Courtyard single post, base #8, finial #8, with economy box.



**TC2-6004-SI-103**

**C2-6001-SI-103** with base #6, finial #1, in black with Westchester with flag.

**TC2-6004-SI-103** with base #6, finial #4, in black with Westchesters with flags.



**2XC3-6100-E1**

**3XD3-8000-E1**


**4XC3-3000-E1**

## Specify a Finial and Base

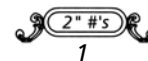


**C Series:**  
2-3/8" post with base 3, 5, 6.

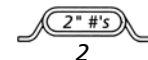
**D Series:**  
3" post with base 8 & finial 8.



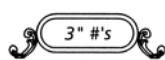
## Specify a Post and Accessories



1




2



3

**Newspaper Box:**  
6: for E1 mailbox  
7: for E2 mailbox



Model	Description	Unit Price	5+	10+
M-6-SING	P&R Single: post 6, 42" shelf, 3-4 boxes (+\$80 for 62" shelf, 5-6 boxes)(-\$100 for post 8)	799.95	759.95	729.95
M-6-DBL	P&R Double: post 6, two 42" shelves, 6-8 boxes (+\$160 for 62" shelves, 10-12 boxes)(-\$100 for post 8)	999.95	959.95	929.95
D1-8008-CY	Courtyard single post only (add \$20 for #1 economy box)	279.95	259.95	239.95
TD1-8008-CY	Courtyard twin post only (add \$40 for two #1 economy boxes)	299.95	279.95	259.95
3XD1-8008-CY	Courtyard triple post only (add \$60 for three #1 economy boxes)	349.95	329.95	309.95
4XD1-8008-CY	Courtyard quad post only (add \$80 for four #1 economy boxes)	379.95	359.95	339.95
C2, D2	Contemporary post only (add \$20 for #1 economy box)	229.95	219.95	209.95
TC2, TD2	Contemporary twin post only (add \$40 for two #1 economy boxes)	269.95	259.95	239.95
C3, D3	Millbrook post only (add \$20 for #1 economy box)	169.95	159.95	149.95
2XC3, 2XD3	Twin post only (add \$40 for two #1 economy boxes)	369.95	349.95	329.95
3XC3, 3XD3	Triple post only (add \$60 for three #1 economy boxes)	389.95	369.95	349.95
4XC3, 4XD3	Quad post only (add \$80 for four #1 economy boxes)	409.95	389.95	369.95

Options: economy #1 size (E1) galvanized steel mailbox (bolster plate add \$5) \$22, #2 size (E2) galvanized steel mailbox (bolster plate add \$5) \$32. Verde green finish add \$35 single or \$65 twin. Newspaper box add \$40 single or \$80 twin. Address plates on top of mailboxes add \$25 each for #1 or #2 plate and \$28 each for #3 plate. 2" solid brass numbers \$3.50 each, 3" solid brass numbers \$4.50 each. Add \$10 for vinyl numbers on both sides of address plate or \$5 per side.

All Imperial mailboxes are approved by the Postmaster General.





A2-8E8

B1-3B3



A3-8N8


Handsome recessed frame enhances and protects the sign.

## DOT Approved Imperial Sign System

**Imperial Street Signs** are constructed entirely of aluminum and stainless steel (will not rust or rot). Cast aluminum back plates for all residential traffic sign shapes can be bolted onto the pole. All signs are built to DOT specs which measure 7' from bottom of first sign to ground unless designated otherwise. Overall height is determined by configuration. Poles come in three lengths: 14' 6", 12', 11'. Pole A, 3" OD; Pole B, 2-3/8" OD.

Street sign blades and frames are of cast aluminum. Specify either hanging (H) or bolt-on (B). A scroll arm (SA) is needed for hanging blades or blade frames. Raised letter blades are bolt-on only (two sided in black, white or dark green). The raised letters and border come in black, gold, or reflective white. Custom colors available.

### Specify a Finial and Base



**Direct In-ground Installation**  
Heavy-duty underground aluminum extension won't rust or rot.

### All Poles DOT Approved!

Imperial signs are approved by the U.S. Department of Transportation (DOT), meeting the standards outlined in the National Cooperative Highway Research Program (NCHRP) Report 350 designed for the National Highway System (NHS). All poles - A, and B Series are approved. Meeting this requirement allows our products to be used on any roadway, whether it's a part of the NHS or not.

### Specify a Blade



**RLB-B-ORN\***  
Raised Letter Blade (bolt-on) with ornate decorative scrolls.

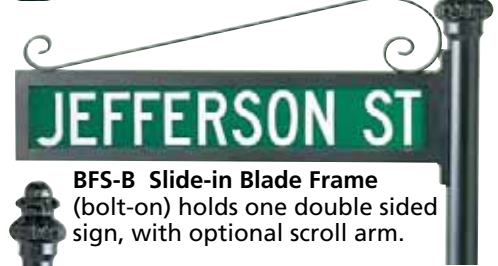
Your logo here!




**RLB-B-LOGO\*** Cast Aluminum Raised Letter Blade (bolt-on) with logo (10 piece minimum).



**RLB-B\*** Cast Aluminum Raised Letter Blade (bolt-on).



**BFS-B** Slide-in Blade Frame (bolt-on) holds one double sided sign, with optional scroll arm.



**SA-PB-H** Recessed Plain Blade (hanging) holds two single sided signs, with scroll arm.



**PPB-13** Double-sided Economy Mounting Brackets

**PPB-12** Single-sided Mounting Brackets

Model	Description	Unit Price	5+	10+
A and B Series	Bolt-on sign system (includes pole and choice of base and finial)	\$439.95	419.95	399.95
RLB	Raised letter blade (30 x 6, 36 x 6; scrolls (-ORN) add \$40)	.249.95	239.95	219.95
PB	Recessed plain blade (30 x 6, 36 x 6)	.209.95	199.95	189.95
BF	Slide-in blade frame (30 x 6, 30 x 9, 36 x 6, 36 x 9; scroll add \$50)	.169.95	159.95	149.95
BF-L	Slide-in blade frame, large (42" or longer blade)	.219.95	209.95	199.95
SA	Scroll arm (for hanging blades or frames; 24", 30", 36")	.99.95	94.95	89.95
30" backplate		.369.95	359.95	339.95
24" or 18" backplate		.299.95	289.95	269.95
12" backplate		.199.95	189.95	179.95

Options: PPB-12 \$14.95, PPB-13 \$18.95. Street sign face options: (engineer grade, reflective, single sided .080 aluminum, dimensions can be reversed) 12x18 \$39, 18x18 \$49, 18x24 \$59, 24x24 \$69, 30x30 \$99. Single or double sided street name sign faces: 6" x necessary length \$59 each, 9" x necessary length \$99 each. High security anti-theft sign brackets also available for \$39 pair for single sided and \$49 pair for double sided. Add \$60 for pole with verde green finish. Logos are quoted per job.

\* Not DOT approved. Bolt-on only.



## The Westchester



### SI-103 The Westchester

This roadside eye-catcher is a handsome, solid brass mailbox finished in a rich polished patina ("PAP" finish). Optional address numbers available. 8-1/2" x 9" x 18". **Larger size available: Oxford (SI-115)** 10-1/4" x 11-1/2" x 20-3/4".



2" brass riveted numbers.



3" welded numbers (4-6 weeks delivery).



SI-025 Optional flag.



SI-040\* Lock option.



**4XD1-8008-CY-SI-103-SI-025** Courtyard quad post, base #8, finial #8, black, with Westchester mailboxes with flags in PAP.



**Newport Post**



**Capistrano Post**

These attractive surface mount posts are made from aircraft grade aluminum tube and cast aluminum components and are finished in durable "Manilla Tan" enamel paint. Each component is full seam bead welded to the pole on top and bottom, resulting in a smooth unibody appearance. Available as a single, twin, triple or quad post.

**SI-2235 Newport:** 18.5" x 55.5" x 10.75".  
**SI-2255 Capistrano:** 16.5" x 49" x 10.75".

## Whitehall Capitol Series



### CAP-DEL-MB-PST Deluxe Mailbox

- Available in resin with metallic bronze finish.
- Color coordinated gold bronze flag.
- Gold bronze monogram for the door included.
- Deluxe matching metallic bronze post and newspaper box.

Made with high quality resin, this elegant mailbox makes a great first impression at an economy price. Extra large capacity holds multiple days worth of mail and larger packages. Dual door access, front and back. Upscale design gold bronze door pull. Numbers Included - 4 sets of 5 inch 0-9 matching gold bronze VHB adhesive backed numerals included. A 4x4 wood post is required for installation. Mailbox dimensions: 22.1" x 10.1" x 12.3". Post and Newspaper Box dimensions: 36" x 7.7" x 8.6".



Dual door access, front and back.



**HOT BUY**  
**\$69.95**

### CAP-GRD-MB-PST Grand Mailbox

- Available in black or white resin material.
- Color coordinated gold bronze flag.
- Deluxe matching post with newspaper box.

Model	Description	Unit Price	5+	10+
SI-103	The Westchester (mailbox only)(add \$30 for matching flag (SI-025))	\$.229.95	219.95	209.95
SI-115	The Oxford with flag (mailbox only)	349.95	339.95	329.95
SI-2235	Newport post with address plate (no mailbox)	419.95	399.95	379.95
SI-2255	Capistrano post (no mailbox)	339.95	319.95	299.95
CAP-DEL-MB	Capitol Deluxe (mailbox only)	109.95	104.95	99.95
CAP-DEL-MB-PST	Capitol Deluxe with post	199.95	189.95	179.95
CAP-GRD-MB	Capitol Grand (mailbox only)	89.95	84.95	79.95
CAP-GRD-MB-PST	Capitol Grand with post	179.95	169.95	159.95

**Hot Buy!: Buy 25 or more Grand mailboxes at \$69.95 each, with post \$139.95 each.**

Westchester/Oxford options: Westchester lock option (SI-040) \$95, Oxford lock option (SI-042B) \$125. 2" brass riveted numbers \$7.99 each, 3" extra large brass riveted numbers \$9.99 each, 3" welded numbers \$14.99 each (4-6 weeks delivery).

\* Local postmaster approval recommended.





Multi-mount systems available. See website for more details.

KDX Keystone deluxe post, KS-20A mailbox, and KSAP address plate.

## Keystone Series

The round, keystone arch harkens back to ancient Rome when togas were in style. The heavy-duty box is cast in A-360 aluminum with a powder coat finish. Door accents are available as face plates or script letters in polished brass, satin nickel, antique bronze or verde brass. On most models, the flag matches the face plate. 10-3/8" x 12-1/4" x 20-1/8".



KSP Standard Post is 58" high, 4" wide, 4" deep. Made of aluminum. Optional address plate and post cuff available.



KDD Double Deluxe Post is 77-1/2" high, 36" wide, 4" deep. Optional newspaper holder available (in place of curved brace).

## Specify a Box



KS-1A  
White/Polished Brass

KS-20S  
Bronze/Antique Bronze

KS-25A  
Black/Satin Nickel

## Specify an Accent

Antique Bronze Polished Brass Satin Nickel Verde Brass



## Specify a Color



KS-LOCK\* Lockable Insert installs in seconds for secure, private mail. Made of powder coated aluminum.



CL-S-WHI and CL-S-D Classic Twin

## The Classic Collection

**Crafted of Sixteen Separate Castings and Hand Assembled!**

The federal eagle design is timeless and patented. The lockable, polished brass door contrasts dramatically with a cast aluminum box in a choice of three electrostatically powder coated colors. (Each box and post requires 2 lbs. of paint!) This truly substantial mailbox adds prestige to any home. 15" x 50-1/4" x 10". Slot is 9-3/4" x 1-3/8".

**Optional High Security Panel** restricts an unwanted hand from entering the box. Available on all Classics.



**Optional 3" brass numbers** available on Classic or Keystone address plate.



CF-S Classic faceplate of cast aluminum with polished brass accents and aluminum masonry box. Easily inset into a column, pilaster or wall. Available in Classic colors shown left. Faceplate is 14-7/8" x 13-1/8" x 1". Box is 13-1/8" x 11-3/8" x 10".

## Specify an Accent\*\*



Antique Bronze

Polished Brass

Satin Nickel

Verde Brass

## Specify a Color



Black (BLK)

White (WHI)

Metallic Bronze (BRO)

Model	Description	Unit Price	5+	10+
KS	Keystone (mailbox only)	\$229.95	219.95	209.95
KSP	Keystone Standard Post only (no mailbox)	.99.95	94.95	89.95
KDX	Keystone Deluxe Post only (no mailbox)	.229.95	219.95	209.95
KDD	Keystone Double Deluxe Post only (no mailbox)	.299.95	289.95	269.95
CL	Classic mailbox with pedestal and polished brass accents (add \$20 for security option)	.479.95	469.95	449.95
CF	Classic faceplate with polished brass accents (add \$20 for security option)	.289.95	279.95	269.95

Options: Address plate for Keystone or Classic with vinyl numbers \$39, 3" solid brass numbers \$4.50 each. Keystone newspaper box (KSNP) \$49. Keystone Post Cuff \$49. Keystone locking insert (KS-LOCK) \$40.

\*\* Classic accents: antique bronze, satin nickel or verde accents add \$30.

\* Local postmaster approval recommended.





Manchester® with matching newspaper box in brick column.

Manchester® with matching address plaque in stucco column (inset).

**ADD-1410** Matching cast aluminum address plaque with 3" brass numbers. 11" x 6-1/2".



**NEW-1415** Newspaper box: aluminum frame with black masonry box. Frame: 11" x 9-1/4". Insert: 9" x 7" x 15-3/4".



## The Manchester®

This decorative cast aluminum mailbox can be easily inset into a column, pilaster or wall. It features a tough powder coat finish in three different colors. Includes masonry box made of corrosion free composite material. Match the Manchester® with an optional newspaper box or address plaque.

### Specify a Color



Bronze



Black



Antique Copper

Faceplate: 11-1/4" x 14-1/4" x 1-1/2".  
Masonry box: 8-3/4" x 12" x 16".



**MAN-1400** Plain in bronze



**MAN-1401** Scroll in black, gold highlights.



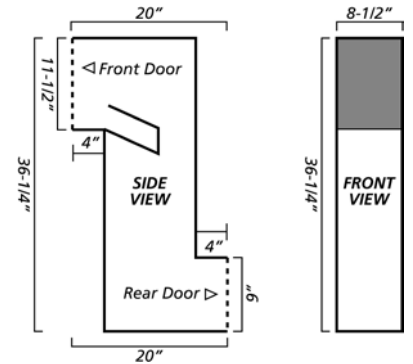
**MAN-1402** Fleur-de-lis in antique copper.

### Security Option

**MAN-LLCOL** Add security to your Manchester® by installing a chute that drops your mail out of reach of unwanted hands. The mail drops down to a locking rear door for easy collection. The chute is made of 16 gauge powder coated steel and includes a separate compartment for outgoing mail. The newspaper box is not available with this option.



Rear Door



## Solid Brass Recessed Mailboxes



**SI-175** The Gateway with the "weathered look" that's never out of style. Inset into a column, pilaster or wall. Optional welded address numbers available. Solid brass faceplate is 9-1/2" x 9-5/8", brass box is 8" x 8-7/8" x 17-1/2". PAP finish.



Locking option available (SI-175L).



3" welded numbers (4-6 weeks delivery).

**SI-176L**  
The Courtyard Solid brass mailbox features a locked mail storage area and incoming mail slot (10" x 1-7/8"). PAP finish. 12" x 20-1/2" x 7-1/2".



**LLFM** Steel masonry flag with bracket allows use of a flag on masonry columns. A great accessory for any column mounted mailbox.



Model	Description	Unit Price	5+	10+
MAN-1400	Manchester Plain door, non-locking (add \$10 for Scroll or Fleur-de-lis door)	\$219.95	209.95	199.95
MAN-LLCOL	Manchester Plain door with security option (add \$10 for Scroll or Fleur-de-lis door)	\$599.95	589.95	579.95
SI-175	Gateway mailbox (locking option add \$40)	\$239.95	229.95	219.95
SI-176L	Courtyard locking mailbox	\$399.95	389.95	379.95

Options: Manchester Address Plaque (includes up to 5 numbers)(ADD-1410) \$59.95. Manchester Newspaper Box (NEW-1415) \$109.95. Masonry Flag with bracket (LLFM) \$39.95. 3" welded numbers for Gateway or Courtyard \$14.99 each (4-6 weeks).



## Wall Mount Mailboxes



### WM The Wallmount Mailbox

The body is die cast from the highest quality grade A-360 rustproof aluminum. Choice of eagle or leaf accent plaque in antique bronze, satin nickel, or polished brass. All mailboxes are finished with a state-of-the-art five-stage powder coat in black, white or metallic bronze. 14-7/8" x 14-3/8" x 7-1/2".

*Designed to hold large magazines, catalogs and bundles of mail.*



Black with satin nickel



Metallic bronze with ant. bronze



**WM-LOCK** Lockable Insert installs in seconds for secure, private mail. Made of powder coated aluminum. Mail slot: 8" x 1".



**SI-156 Manhattan Wall Mount** Of brass construction in PAP finish. 11-1/4" x 15" x 4-1/2".



Optional 3" welded numbers (4-6 weeks).



Optional locking insert (slot: 9" x 1").

**SI-181 Executive Mail Slot** Handmade solid brass mail slot with PAP finish. Overall: 13" x 6" x 6". Cavity required: 12.25" x 5.25" x 5.75". Mail slot opening: 11" x 4".



**SI-155 Huntington Wall Mount** Of brass construction in PAP finish. Optional welded numbers. 15-1/2" x 11-1/4" x 4-1/2".



Optional locking insert (slot: 9" x 1").

Please note: All wall mount mailboxes must be protected from the weather.



## Whitehall Mailbox



### WHMB Whitehall Wall Mailbox

Made from durable, rust-free aluminum with weather resistant finishes to last a lifetime. The extra-large capacity holds oversized envelopes and magazines without folding. Customize your mailbox with personalized address plaques (sold separately). The personalized 9" x 6" plaque will hold one line up to five 3" characters or two lines up to eleven 1.25" characters. 14.5" x 15" x 8". Mail slot opening: 13" x 5".



## The Townhouse



### TWNHS Townhouse Locking Mailbox

Wall mount large capacity locking mailbox. Heavy galvanized construction. Exclusive anti-pry latch and anti-pick lock for added security. Easy mount hardware. Durable powder coated finish: black, white or bronzed copper. Reflective address numbers included. 15" x 15-3/4" x 7-1/8". Mail slot opening: 14" x 1-3/4".



## Letter Drop



### LD-12 Spring Hinged Letter Drop

Can be installed in any wall or door. Spring hinged push door is 11-3/4" x 4" with "U.S. MAIL" engraved or blank. Of aluminum with 8" galvanized steel straight wall liner. Clear anodized aluminum standard, also available in powder coat colors: gold, dark bronze, black, sandstone, and postal gray. 14-1/16" x 6-5/16" x 3/4"



Model	Description	Unit Price	5+	10+
WM	The Wallmount mailbox (add \$40 for locking option)	\$169.95	164.95	159.95
SI-156	Manhattan wall mount mailbox (add \$50 for locking option)	149.95	146.95	139.95
SI-155	Huntington wall mount mailbox (add \$50 for locking option)	149.95	146.95	139.95
SI-181	Executive Mail Slot	149.95	146.95	139.95
WHMB	Whitehall wall mount mailbox only (add \$52 for address plaque)	139.95	134.95	129.95
TWNHS	Townhouse locking mailbox	129.95	124.95	119.95
LD-12	Letter drop with liner, gold or silver (add \$20 for bronze, black or sandstone)	129.95	124.95	119.95

Options: 3" welded numbers for Manhattan, Huntington or Executive Mail Slot \$14.99 each (4-6 weeks delivery).



## Mail Boss™ Locking Mailbox



**MBLM** Full service, large capacity locking mailbox delivers unrivaled protection against mail theft, identity theft and vandalism. Made of heavy 12 and 14 gauge galvanized steel, the Mail Boss™ will not bend or break. Added security is provided by an exclusive anti-pry latch and a locking access door with a commercial grade anti-pick lock. With the patent-pending FAST TRAK™ mounting system, installation only takes minutes. The Mail Boss™ can be mounted on a post, multi-unit spreader bar or masonry column. USPS tested and approved. Durable powder coated finish: black, white, or bronzed copper. Reflective address numbers included (1-5/8" x 2-3/8"). Drill bit and galvanized lag bolts included. 11-1/8" x 13-3/4" x 21". Incoming slot size: 10-1/8" x 1-7/8".



Anti-pick lock with anti-pry latch.



Mount in a column.



Accepts large pieces of mail.



Black

Bronzed Copper

White

## Drop Boxes

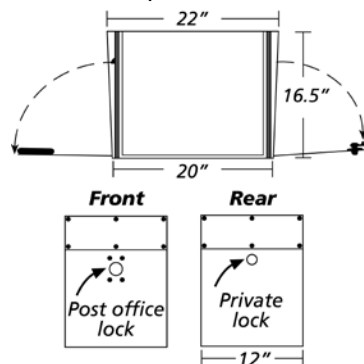


**LL7MAXDRP Letter Locker High Security Payment Drop Box** This high security payment drop box provides 24 hour convenience. Thick 10 gauge galvanized steel and a Medeco high security lock resist even the most determined vandal or thief. Sealed against the weather. Features a durable powder coated finish in black, white or gray. 12" x 16-1/2" x 22", incoming slot 11-1/2" x 1". (Optional custom lettering available.)

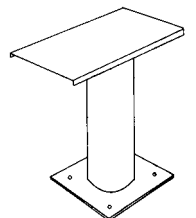


### LL4PO Postal Access Letter Locker

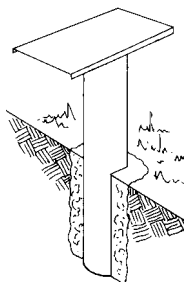
This large capacity (about 2 cubic feet) box has secured incoming and outgoing mail. The front door is accessible only by the postal carrier (postmaster approval recommended) and the rear door is for private access or vice versa. Comes in textured black, gray, or white. Optional mail slot available. Local postal approval required before purchase.



### Mounting Options



Above ground



In-ground



Optional mail slot available.

Model	Description	Unit Price	5+	10+
MBLM	Mail Boss high security locking mailbox.	\$199.95	189.95	179.95
LL7MAXDRP	Letter Locker High Security Payment Drop Box.	\$649.95	629.95	609.95
LL4PO	Postal Access Letter Locker with P.O. lock (add \$50 for mail slot)	\$479.95	469.95	459.95

Mail Boss options: 43" In-ground post (MBPST-IG) \$99. Above-ground post (MBPST-AG) \$139. Double spreader bar (MBSB-DBL) \$59. Triple spreader bar (MBSB-TRP) \$79. Quad spreader bar (MBSB-QUAD) \$99. Address numbers \$10 per side.  
Letter Locker options: Above-ground post (LL30P) or in-ground post (LL48P) \$109. Standard lettering kit \$30 (customer applied). Custom lettering \$1 per letter (\$10 minimum).

## 4C Horizontal Wall-Mounted Units

### Durable, Multi-Compartment Mailboxes for Apartments and Residential/Commercial Applications

We have upgraded the security of our USPS approved horizontal mailboxes to comply with the new USPS 4C standards.

- Improved lock strength and resistance to the most common methods of attack.
- All units consist of inner and outer aluminum cabinets, heavy gauge aluminum compartments and doors.
- Front load units are standard (rear load units available).
- Powdercoat finish is applied on treated aluminum for a tough, scratch and corrosion resistant surface.
- All hardware and hinges are made of stainless steel.



Optional rear load units.



Optional surface mount collar.

### Meets USPS Standard 4C:

- Upgraded patron lock design.
- Americans with Disabilities Act (ADA) compliant.
- For indoor and outdoor use.
- Ergonomically designed.
- Solid aluminum mail slot frame design protects adjacent compartments.



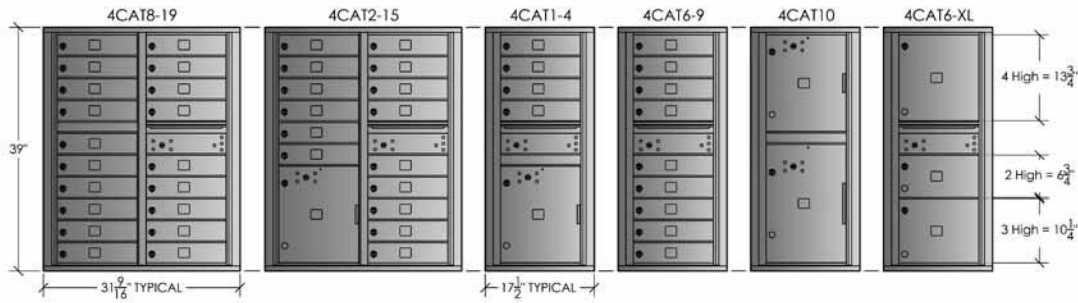
### Specify a Color

Postal Gray is stock color. Allow 3-4 weeks delivery on other colors.

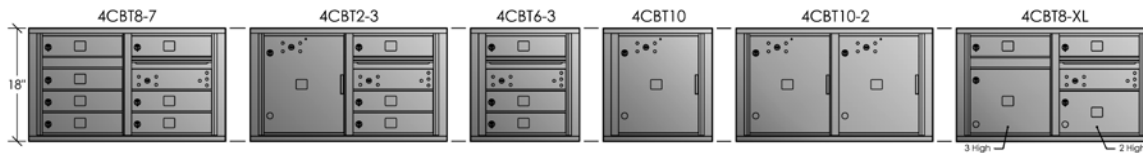
\* Blonde Gold is for indoor use only.



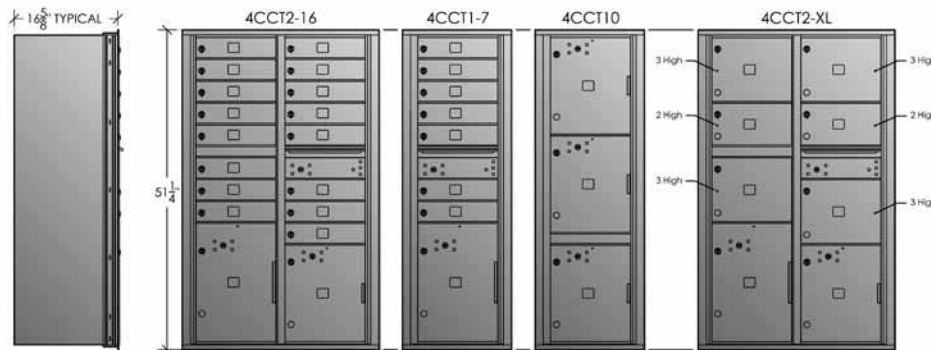
### Suite A



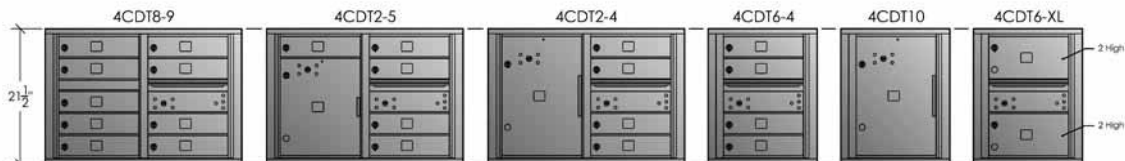
### Suite B



### Suite C



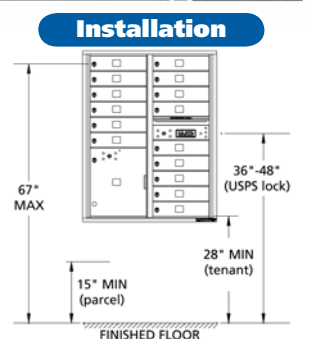
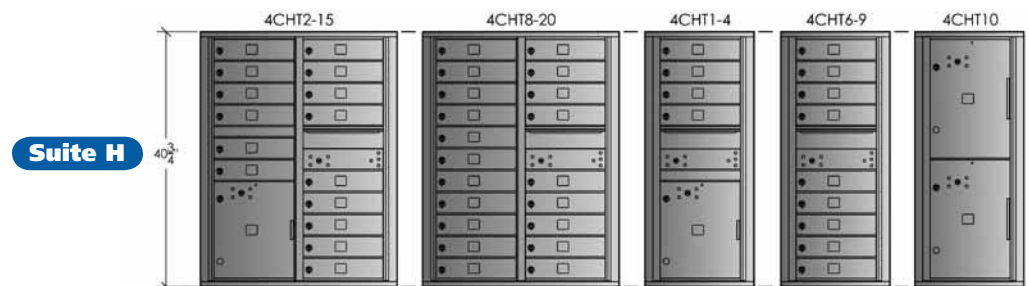

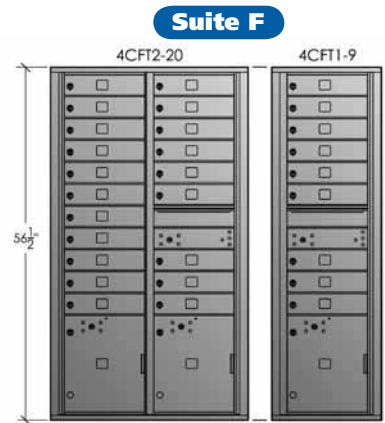
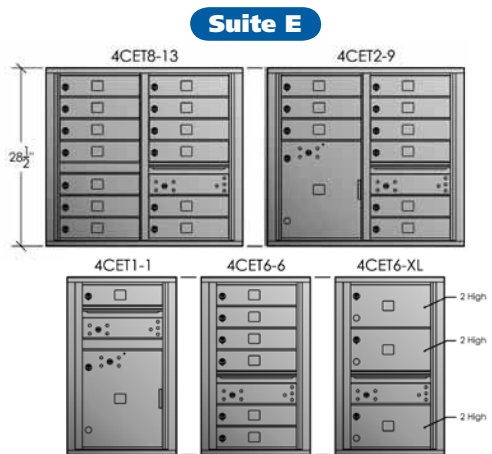
### Suite D



USPS regulations require one parcel locker per ten tenant compartments.







Model Description	Unit Price
<b>SUITE A</b>	
4CAT8-19 . . . 19-tenant doors and 1-outgoing compartment . . . . .	\$1349.95
4CAT2-15 . . . 15-tenant doors, 1-outgoing compartment, and 1-15"H parcel locker . . . . .	1409.95
4CAT1-4 . . . 4-tenant doors, 1-outgoing compartment, and 1-15"H parcel locker . . . . .	719.95
4CAT6-9 . . . 9-tenant doors and 1-outgoing compartment . . . . .	749.95
4CAT10 . . . 1-15"H parcel locker and 1-18"H parcel locker . . . . .	639.95
4CAT6-XL . . . 1-13-3/4"H tenant door, 1-6-3/4"H tenant door, and 1-10-1/4"H door and 1 outgoing . . . . .	819.95
<b>SUITE B</b>	
4CBT8-7 . . . 7-tenant doors and 1-outgoing compartment . . . . .	779.95
4CBT2-3 . . . 3-tenant doors, 1-outgoing compartment, and 1-15"H parcel locker . . . . .	719.95
4CBT6-3 . . . 3-tenant doors and 1-outgoing compartment . . . . .	469.95
4CBT10 . . . 1-15"H parcel locker . . . . .	379.95
4CBT10-2 . . . 2-15"H parcel lockers . . . . .	689.95
4CBT8-XL . . . 2-3-1/4" tenant doors, 1-6-3/4"H tenant door, 1-10-1/4"H door, and 1 outgoing . . . . .	819.95
<b>SUITE C</b>	
4CCT2-16 . . . 16-tenant doors, 1-outgoing compartment, 1-15"H parcel locker, and 1-18"H PL . . . . .	1629.95
4CCT1-7 . . . 7-tenant doors, 1-outgoing compartment, and 1-18"H Parcel Locker . . . . .	949.95
4CCT10 . . . 3-15"H parcel lockers . . . . .	849.95
4CCT2-XL . . . 4-10-1/4"H tenant door, 2-6-3/4"H tenant, 1-15" PL, 1-18" PL, and 1 outgoing . . . . .	1649.95
<b>SUITE D</b>	
4CDT8-9 . . . 9-tenant doors and 1-outgoing compartment . . . . .	949.95
4CDT2-5 . . . 5-tenant doors, 1-outgoing compartment, and 1-15"H parcel locker . . . . .	919.95
4CDT2-4 . . . 4-tenant doors, 1-outgoing compartment, and 1-18"H parcel locker . . . . .	789.95
4CDT6-4 . . . 4-tenant doors and 1-outgoing compartment . . . . .	509.95
4CDT10 . . . 1-18"H parcel locker . . . . .	399.95

Model Description	Unit Price
4CDT6-XL . . . 2-6-3/4"H tenant doors, and 1 outgoing compartment . . . . .	569.95
<b>SUITE E</b>	
4CET8-13 . . . 13-tenant doors and 1-outgoing compartment . . . . .	1229.95
4CET2-9 . . . 9-tenant doors, 1-outgoing compartment, and 1-15"H parcel locker . . . . .	1199.95
4CET1-1 . . . 1-tenant door, 1-outgoing compartment, and 1-15"H parcel locker . . . . .	709.95
4CET6-6 . . . 6-tenant doors, and 1-outgoing compartment . . . . .	729.95
4CET6-XL . . . 3-6-3/4"H tenant doors, and 1 outgoing compartment . . . . .	749.95
<b>SUITE F</b>	
4CFT2-20 . . . 20-tenant doors, 1-outgoing compartment, and 2-15"H parcel lockers . . . . .	1719.95
4CFT1-9 . . . 9-tenant doors, 1-outgoing compartment, and 1-15"H parcel locker . . . . .	969.95
<b>SUITE G</b>	
4CGT2-19 . . . 19-tenant doors, 1-outgoing compartment, and 2-15"H parcel lockers . . . . .	1679.95
4CGT1-9 . . . 9-tenant doors, 1-outgoing compartment, and 1-15"H parcel locker . . . . .	969.95
<b>SUITE H</b>	
4CHT2-15 . . . 15-tenant doors, 1-outgoing compartment, and 1-15"H parcel locker . . . . .	1479.95
4CHT8-20 . . . 20-tenant doors and 1-outgoing compartment . . . . .	1409.95
4CHT1-4 . . . 4-tenant doors, 1-outgoing compartment, and 1-15"H parcel locker . . . . .	759.95
4CHT6-9 . . . 9-tenant doors and 1-outgoing compartment . . . . .	789.95
4CHT10 . . . 2 -18"H parcel lockers . . . . .	669.95
Options: All prices are for front loading units. Add 15% for rear load units. Quantity discounts are available on 3 or more units. Blonde Gold is for indoor use only. Door ID options (included in price): metal plates (silver with black numbers) or engraved. Black fill engraved numbers (add \$45 per unit). Private use - equipped with private master lock (add \$45 per unit). Surface mount collar option - call for pricing.	

## Vario Mail Shelters



Vario, the first turnkey, fully customizable 4C configurable mail shelter kit. Call for details.

## 1250 Series Vertical Mailboxes



USPS Approved Apartment Boxes (4B+ compliant) Please see website for more information.



# Regency® CBU Mailboxes

**Now USPS Approved! • Huge Price Drop! • Fast, Easy to Install!**

Builders, architects and developers have long been asking for an attractive cluster mailbox. The Regency® Collection fills this need by converting a standard USPS collection box unit into an elegant mail center. Constructed of cast aluminum, the Regency® will add "curb appeal" to any residential or commercial development. Some existing CBUs can be converted to the Regency® style by purchasing the top and pedestal separately. Units come in sandstone, black or bronze (green or white available at an additional cost; USPS gray for replacement use only). Patent #D528,734. USPS approved.

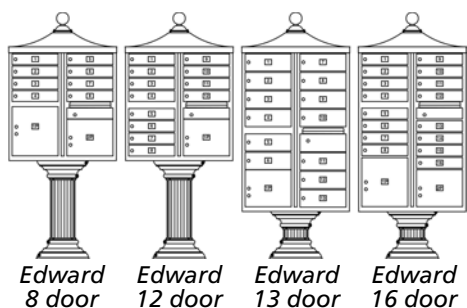


Add a custom logo plaque!



Edward 12 door with tall wrap (PED-1201), top (TOP-1200), ball finial (BAL-1204), in sandstone.

Edward 12 door with tall wrap (PED-1201), top (TOP-1200), ball finial (BAL-1204), in black.



Edward 8 door   Edward 12 door   Edward 13 door   Edward 16 door



Edward 13 door with short wrap (PED-1202), top (TOP-1200), flame finial (FLM-1205), in black.



Flame finial (FLM-1205)



8 door with tall wrap (PED-1201), in bronze.

**AD-1411 Cast Aluminum Plaque**  
Add an attractive cast aluminum plaque to the side of your Regency. Finished in all-weather baked enamel.



Pewter/Silver letters



Black/Silver letters



Bronze/Gold letters

Model	Description	Unit Price	3+	8+
REG-8 . . .	Regency complete (includes 8-door CBU, decorative top and ped.) . . .	\$1899.95	1849.95	1799.95
REG-12 . . .	Regency complete (includes 12-door CBU, decorative top and ped.) . . .	1919.95	1869.95	1819.95
REG-13 . . .	Regency complete (includes 13-door CBU, decorative top and ped.) . . .	1879.95	1829.95	1779.95
REG-16 . . .	Regency complete (includes 16-door CBU, decorative top and ped.) . . .	1899.95	1849.95	1799.95
TOP-1200 . . .	Regency decorative top with ball or flame finial (add to CBU price) . . .	299.95	279.95	259.95
PED-1201 . . .	Regency tall decorative pedestal (add to CBU price) . . .	379.95	359.95	339.95
PED-1202 . . .	Regency short decorative pedestal (add to CBU price) . . .	279.95	259.95	249.95
AD-1411 . . .	Eagle U.S. Mail plaque (price per pair) . . .	119.95	114.95	109.95

Add \$150 for green, white or USPS gray. USPS gray for replacement use only.





## Decorative Cluster Box Units



**PST-6-CBU-PM-16**

Give your development curb appeal with a decorative CBU mailbox and post system. CBUs can now match the style of residential mailboxes, street signs and light poles. Made of rust and rot proof cast aluminum and stainless steel. Posts\* available in black, light bronze, white or green.

### CBU Color Options



White



Gray



Forest Green



Sandstone Black Dark Bronze

### 1590-OPL Outdoor Parcel Lockers

Outdoor Parcel Lockers are designed for use with Cluster Box Units. When tenant accesses compartment, tenant key is captured and retained.

- USPS approved.
- Durable powder-coated finish available in all CBU colors.
- Overall dimensions: 16" x 62" x 18"
- Compartment dimensions: 12" x 19-3/4" x 15"



## Florence Cluster Box Units

### USPS Approved F-Spec Front Loading Cluster Box Units (CBUs)

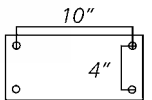
Centralized mail delivery system with greatly enhanced security. Designed to meet or exceed newest USPS standards. Each CBU is 30-1/2" wide, 62" high (installed) by 17-7/8" deep. Every Florence CBU has an outgoing mail compartment and parcel locker. Made of rust and rot proof aluminum and stainless steel. Pedestal included.



**1570-8 Type I** has 8 patron boxes (12" x 3-1/4" x 15"), outgoing mail compartment, and two parcel lockers 12" x 10" & 12" x 13".



**1570-12 Type II** has 12 patron boxes (12" x 3-1/4" x 15"), outgoing mail compartment, and a parcel locker 12" x 10".



Pedestal Base Bolt Pattern



**1570-16 Type III** has 16 patron boxes (12" x 3-1/4" x 15"), outgoing mail compartment, and two parcel lockers 12" x 10" & 12" x 13".



**1570-13 Type IV** has 13 patron boxes (12" x 5" x 15"), outgoing mail compartment, and a parcel locker 12" x 10".



Custom door numbers are available (plastic tabs used above #400).

Model	Description	Unit Price	3+	8+
1570-8	CBU, Type I, 8 door with pedestal (any standard color)	\$1229.95	1209.95	1199.95
1570-12	CBU, Type II, 12 door with pedestal (any standard color)	1249.95	1229.95	1209.95
1570-13	CBU, Type IV, 13 door with pedestal (any standard color)	1299.95	1279.95	1259.95
1570-16	CBU, Type III, 16 door with pedestal (any standard color)	1319.95	1299.95	1279.95
1590-OPL	Outdoor parcel locker with pedestal	.789.95	769.95	749.95
PST-6-CBU-PM	Decorative CBU posts with finials, post #6 (add to CBU price)	.699.95	679.95	659.95

CBU standard colors: sandstone, black or bronze. Add \$50 for green, white or USPS gray. USPS gray for replacement use only. Custom door numbers add \$5 per door. Logo plaques, call for quote.

\* Local postmaster approval required.



## The Edgewood™ Lighted Address

Made of cast aluminum, the Edgewood™ is an elegant way to display a home address. These low-voltage fixtures come in 4 styles and 5 finish options with matching raised cast aluminum numbers\*. Visible at over 100 feet away, the Edgewood™ provides fast and accurate address identification for guests, deliveries, and emergency vehicles. Patents #US D444,503 and #US D461,847.



Oval (LTO-1302)  
14-1/2" x 10-1/2" x 2"  
(holds up to five 4" cast numbers)



Standard (LTS-1300)\*  
13-1/2" x 7-1/2" x 2-1/2"  
(holds up to five 3" vinyl numbers)

Vertical (LTV-1303)  
7-3/4" x 17-1/2" x 2-1/2"  
(holds up to three 4" cast numbers  
or up to five vinyl numbers)



Large (LTL-1301)  
13-3/4" x 8-7/8" x 2-1/2"  
(holds up to five 4" cast numbers)

### Edgewood™ Transformers

The Edgewood™ can be attached to your existing low-voltage doorbell transformer. If required, two transformer models are available: plug-in or j-box.

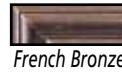


Plug-in (FPS-2018)



J-Box (FTC-1224Q)

### Frame Finishes



French Bronze



Oil Rub Bronze



Antique Copper



Black



Pewter



### Edgewood Custom Vinyl Lettering

Add custom vinyl lettering to any Edgewood lighted address plaque. Potential applications: add a street name, add a family name, add a company name, or add a community name. In addition, the plaques can be used for other informational purposes, such as for exit signs and directional signs.



## The Edgewood™ Classic Lighted Address

LTP-1304 Finally, an attractive, high quality lighted address plaque at an economy price. The Edgewood™ Classic is designed to maximize your home's curb appeal, while keeping a lid on costs.

- Made of high impact polymer.
- Visible at over 100 feet away, day or night.
- Easy to install, attaches to existing doorbell system.
- Raised numbers and mounting hardware included.
- Inexpensive to run (low voltage 12/18V).
- Patent #US D444,503.
- Dimensions: 13-3/4" x 8-7/8" x 2-1/4"



Edgewood™ Classic:  
Black, weather resistant  
high impact frame.



Deep beveled frame with rich textured surface and raised numbers.

Model	Description	Unit Price	5+	10+
LTS-1300	Edgewood Standard in cast aluminum	\$79.95	74.95	69.95
LTL-1301, LTO-1302	Edgewood Large or Oval in cast aluminum	.89.95	84.95	79.95
LTV-1303	Edgewood Vertical in cast aluminum	.99.95	94.95	89.95
LTP-1304	Edgewood Classic in polymer	.39.95	37.95	34.95


**Hot Buy!** Buy 25 or more Edgewood Classics at \$29.95 each.

Price of aluminum plaques include your address in vinyl, add \$20 for street name in vinyl. 4" cast aluminum numbers \$4.99 each. Custom lettering in vinyl add \$30 for up to 3 lines. Transformers: Plug-in (FPS-2018) or J-box (FTC-1224Q) \$26.95 each.

\* Standard model (LTS-1300) comes with vinyl numbers only.







18" x 24". Custom letters.  
Flat band border. Custom bas relief  
sculpture. Dark Brown finish.



A touch of class at the entrance  
to your golf club.



22" x 12". Flat band border with  
concave, quarter-round corners.  
Brooke Green finish.



Ensure lasting recognition of your work.  
Can be set in concrete walkway or wall.

## Bronze Plaques

The blending of copper and tin to yield bronze first occurred over 5000 years ago. Bronze is vastly more durable and stronger than either of its components, and can be fashioned in limitless forms. Bronze casting has always had a special allure for the artist, as exemplified by the beautiful and distinctive plaques on this page.



Venetian 7" x 3" (AD-3645) or 8" x 4"  
(AD-3646). Dark Brown finish.



AD-3642 Standard 12" x 6".  
Dark Brown finish.



Saratoga 13" x 10" (AD-3640)  
or 11" x 8" (AD-3641).  
Dark Brown finish.



Style 10A. Newport 18" x 18" (AD-3634),  
15" x 10" (AD-3635), 8" x 8" (AD-3636).  
Dark Brown finish.

## Painted Finishes



Dark  
Brown



Black



Natural  
(bronze)



Brooke  
Green



Blue



White

## Background Textures




Leatherette



Fine Pebble

## Border Styles



Flat Band



Double



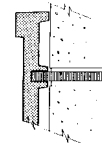
Bevel

(custom designs only)

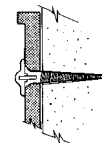
## Type Styles

Cheltenham Book  
Clarendon Regular  
Eurostile Extended  
Helvetica Regular  
New Century Schoolbook Roman  
Times Roman  
Univers Light  
Zapf Chancery Roman

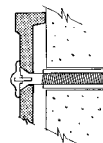
## Mounting Methods



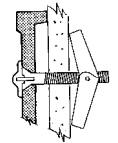
Bosses &  
Studs



Rosettes  
& Wood  
Screws



Rosettes  
& Anchors



Rosettes  
& Toggle  
Bolts

## Rosettes



Standard

See website  
for more  
styles.




R69: Special  
(additional cost)

Model	Description	Unit Price
AD-3645	Venetian 7" x 3"	\$149.95
AD-3646	Venetian 8" x 4"	199.95
AD-3642	Standard 12" x 6"	339.95
AD-3640	Saratoga 13" x 10"	339.95
AD-3641	Saratoga 11" x 8"	339.95
AD-3634	Newport 18" x 18"	1049.95
AD-3635	Newport 15" x 10"	549.95
AD-3636	Newport 8" x 8"	309.95

All other bronze markers are special quote. See website for additional fonts, colors and styles.



## Solid Granite Address Plaques



Ridgecrest Arch (RID-4703), 15" x 7-3/4".  
Shown with optional lawn stakes.

- Made with solid granite.
- Deeply engraved numbers: single line: 4" numbers; double line: 3" numbers and 1.25" letters.
- Four styles to choose from.
- Many number and granite colors available.
- Optional aluminum stakes: 1" wide by 18" long, black.



Natural stone texture.

Wexford Vertical (WEX-4719), 4" x 19"  
(4 digit, 4"; 5 digit, 3")



### Custom Lettering



### Granite Number Colors



### Granite Stone Colors\*



Executive Rectangle (EXE-4702), 13" x 7"



Rockport Oval (ROC-4701), 15" x 7"

## Custom Brass Plaques

These lustrous accents are ideal for apartments, offices, condos and hotels. Deeply engraved to your specifications and enamel filled in black, blue, red or white. Engraving style choices: script, block or Old English. Brass plaque choices: brass, chrome or nickel with polished, satin or antique (brass only) finish. Door knocker choices: polished brass, antique brass, or polished chrome. Please visit our website for more door knocker styles.



Description	Unit Price	5+	10+
Granite wall mount plaques, all styles (add \$20 for lawn stakes)	\$89.95	84.95	79.95

Price includes one line only. Add \$20 per line for additional lines, such as street name. Lawn stakes are not avail. with vert. plaque.

Engraved Brass Plaques Model	Description	# lines in price	Pol Brass	Satin Brass	Antique Brass	Pol Chrome	Satin Chrome	Pol Nickel	Satin Nickel
P1001	3-1/4" x 3/4"	1	\$28.95	\$35.95	\$39.95	\$44.95	\$49.95	\$49.95	\$54.95
P1002	4-5/8" x 1-1/4"	2	30.95	37.95	41.95	46.95	51.95	51.95	57.95
P2001	5-1/4" x 1-7/8"	2	41.95	48.95	52.95	58.95	63.95	63.95	69.95
P2002	6-7/8" x 2-1/4"	2	48.95	55.95	60.95	66.95	71.95	71.95	77.95
P3001	3-1/2" x 1-3/4"	2	41.95	48.95	52.95	58.95	63.95	63.95	69.95
P4001	9" x 2-1/4"	2	61.95	72.95	78.95	87.95	92.95	N/A	98.95
P4002	8" x 5-3/4"	3	101.95	112.95	114.95	124.95	129.95	129.95	135.95
P5001	7-1/2" x 3-1/2"	1	59.95	70.95	75.95	85.95	90.95	90.95	95.95
P5002	10-3/4" x 5-1/8"	1	92.95	103.95	109.95	115.95	121.95	121.95	126.95
P5003	4-3/4" x 2-3/8"	2	44.95	50.95	55.95	58.95	63.95	63.95	69.95
P6001	9" x 2"	2	63.95	74.95	81.95	89.95	94.95	94.95	100.95

Some brass plaques can have additional lines of engraving, add \$10 per extra line. Custom sizes available, please call.

### Prestige Door Knockers

Model	Description	# lines in price	Engraved	Unengraved
K-9050-PB.	3-1/2" x 6-3/8", pol. brass	1	\$61.95	\$37.95
K-9050-PC.	3-1/2" x 6-3/8", pol. chrome	1	65.95	39.95
K-9060-PB.	3-3/4" x 8", pol. brass	1	69.95	40.95

Add a viewer \$10. Please see website for additional door knockers.

### Brass Numbers

4" \$6.99 each, 6" \$9.99 each, 8" \$13.99 each, 6" letters \$13.99 each (\$100 minimum order on letters)



**Solid Brass Numbers and Letters**  
Lacquered solid brass, non-rusting. Three sizes of numbers: 4", 6", and 8". Letters (6") are special order only.

\* Granite stone colors may vary as these are real natural stones.





## Engraved Crushed Stone Address Plaques



Verona Serpentine (VER-4603), 15" x 9-1/2". Shown with optional lawn stakes.



Chesterfield Rectangle (CHS-4601), 15" x 7-1/2"

- Made with real crushed stone.
- Rich stone textured background with polished border.
- UV and weather resistant, with color throughout material.
- Deeply engraved numbers: single line: 4" numbers; double line: 3" numbers and 1.25" letters.
- Five styles available.
- Stone colors: Sandstone or Slate (gray).
- Number colors: Black, White, Mocha.



Rich stone texture.

Knollbrook Vertical (KNO-4619)  
3-1/4" x 19"



Riviera Arch (RIV-4602), 15" x 9"



Oakfield Oval (OAK-4605), 14" x 10".  
Optional extra-large 6" numbers shown.



## RidgeStone™ Address Plaque System

- Made with real crushed stone and resin.
- Rich stone textured background with polished stone border.
- UV and weather resistant, with color throughout material.
- Large 4" raised polymer numbers with textured finish.
- Three styles to choose from.
- Stone colors: Sandstone or Slate (gray).
- Easy to install, system includes: plaque, raised numbers (two each, 0-9), mounting hardware, number layout template.



Serpentine, 12-7/8" x 7-3/4":  
sandstone (RIG-4913), slate (RIG-4916)



Complete system: numbers and mounting hardware included.



Oval, 13-1/4" x 7-1/8":  
sandstone (RIG-4911), slate (RIG-4914)



Rectangle, 13-1/2" x 7":  
sandstone (RIG-4912), slate (RIG-4915)



Rich stone texture.

Description	Unit Price	5+	10+
Engraved crushed stone wall mount plaques, all styles (add \$20 for lawn stakes) . . .	\$59.95	54.95	49.95
Engraved crushed stone options: Price includes one line only. Add \$20 per line for additional lines, such as street name. Add \$10 for extra-large numbers. Lawn stakes are not available with vertical plaque.			
RidgeStone wall mount plaques, all styles . . . . .	29.95	27.95	24.95
<b>Hot Buy!: Buy 25 or more RidgeStones at \$19.95 each.</b>			





**Classic Arch\*:**  
 Estate 24" x 14" (AD46-ES);  
 Large 20-1/2" x 12" (AD46-LG);  
 Standard 16-1/2" x 10-1/4" (AD46-ST);  
 Petite 8" x 4-1/2" (AD46-PT).

## Custom Aluminum Plaques

These individually hand cast aluminum address markers reflect traditional good taste. Each has deep cast figures and design motifs that are finished in all-weather baked enamel. Available in several sizes to match your need. Estate size for large homes and lawns, standard for homes and petite for apartments and condos. Most models are available with lawn stakes.



Your logo available on some plaques.

### Specify a Color

See website for additional color choices and custom lettering.



Black/Silver



Chocolate/Gold



Taupe/White



Ant. Bronze/Gold



Black/White



Gray/Silver



White/Black



Black/Gold



Brick Red/Gold



Hunter Green/Gold



White/Gold



**Square:**  
 Estate 18" x 18" (AD42-ES);  
 Standard 11" x 11" (AD42-ST);  
 Petite 6" x 6" (AD42-PT).



**Princeton:**  
 Estate 27" x 14-1/4" (AD28-ES);  
 Standard 15-3/4" x 7-1/4" (AD28-ST);  
 Petite 7-3/4" x 4" (AD28-PT).



**Rectangle:**  
 Estate 21" x 10" (AD43-ES);  
 Standard 15-3/4" x 7-1/4" (AD43-ST);  
 Petite 7-3/4" x 4" (AD43-PT).



**Victorian:**  
 16" x 9-1/2" (AD15).



**Oval\*:**  
 Estate 26-1/4" x 16-1/4" (AD4-ES);  
 Large 18" x 10-1/2" (AD4-LG);  
 Standard 13-3/4" x 8-1/2" (AD4-ST);  
 Small 10-1/4" x 6" (AD4-SM);  
 Petite 7-3/4" x 4-3/4" (AD4-PT);  
 Mini 4-1/2" x 2" (AD4-MN).



**Prestige Arch:**  
 Large 21" x 13" (AD47-LG);  
 Standard 15-1/2" x 10-1/4" (AD47-ST);  
 Petite 9" x 5-1/2" (AD47-PT).

\* Shown with optional lawn stake(s). When mounted on a wall, the Oval plaque does not have a bottom mounting tab.





**Princeton Vertical:**  
3" x 16-1/2"  
(AD36).



**Oblong Vertical:**  
3" x 16-1/2"  
(AD34).



Get the look and elegance of bronze at a fraction of the cost. Our cast aluminum signs will add style to your business without breaking your budget. Please see our website for additional colors, fonts and custom logo options.



Proudly display your building's history.

**Historical Lexington Arch:**  
15-1/2" x 9-3/4" (AD30)

**Historical Oval:** (not shown)  
13-3/4" x 8.5" (AD31)



**SLR-14247 Illuminator Solar Address Lamp**  
Highlight your house number or entry-way from dusk till dawn.

- Solar charged, no wiring needed.
- Super bright LED lights.
- Automatic, turns on at dusk and off at dawn.
- Easy to mount, all hardware included.





Petite and mini plaques are the perfect size for townhomes and apartments.

Description	Unit Price	5+	10+
Estate size wall mount plaques, all styles (add \$20 for lawn stakes)	\$159.95	154.95	149.95
Large size wall mount plaques, all styles (add \$20 for lawn stakes)	119.95	114.95	109.95
Standard size wall mount plaques, all styles except Oval (add \$20 for lawn stakes)	74.95	72.95	69.95
Oval standard size wall mount plaque (add \$20 for lawn stakes)	49.95	47.95	44.95
Oval small size wall mount plaque (add \$20 for lawn stake)	42.95	40.95	38.95
Petite size wall mount plaques, all styles	32.95	30.95	28.95
Oval mini size wall mount plaque	22.95	20.95	18.95
Vertical wall mount plaques, all styles	46.95	43.95	41.95
Victorian wall mount plaque (add \$20 for lawn stake)	62.95	60.95	58.95
Historical Lexington Arch wall mount plaque (BUILT, CIRCA or EST.)(up to 3 lines)	79.95	77.95	74.95
Historical Oval wall mount plaque (BUILT, CIRCA or EST.)(2 lines)	59.95	57.95	54.95
SLR-14247. . . . . Illuminator Solar Address Lamp	39.95	37.95	34.95

Options: Number and letter sizes are dependent upon the personalization requested. Below is a rough guideline: Most plaques will hold up to 5 large numbers or 17 letters per line. With lettering, the first character is slightly larger than the rest (about 20%). Please note, we can design custom plaques in almost any shape at very reasonable prices (in quantity). Multiple line plaques also available. See our website for additional details.

**Estate:** single line 5"-8" numbers; double line 4"-5" numbers and 2" letters.  
**Large:** single line up to 5" numbers; double line up to 4" numbers and 1-1/4" letters.  
**Standard:** single line up to 4" numbers; double line up to 3" numbers and 1-1/4" letters.  
**Small:** up to 3" characters  
**Petite:** up to 3" characters  
**Mini:** three 1-1/4" characters



**Please Visit Our Website for  
Many Additional Products:  
[www.customhomex.com](http://www.customhomex.com)**

**Weathervanes**

**Finials**

**Cupolas**

**Lamp Posts**

**Site Amenities**



**Custom Home Accessories, Inc.  
11300 Trade Center Dr., Ste. A  
Rancho Cordova, CA 95742  
Toll Free: 800-265-0041  
Phone: 916-635-0231  
Fax: 916-635-0228  
[www.customhomex.com](http://www.customhomex.com)**



All dimensions in this catalog are approximate. If your space is critical, call for exact measurements. All personalized and/or customized items are not returnable or refundable. All prices in U.S. dollars. Quantity discounts on prepaid orders only. We shall have the right to refuse or cancel any orders placed for products listed at the incorrect price. Prices are subject to change without notice. All images and products in this catalog are under copyright and/or patent protection. Please see website for additional terms and conditions. © 2008 Custom Home Accessories, Inc.



11300 Trade Center Dr., Ste. A  
Rancho Cordova, CA 95742 USA

PRSR STD  
U.S. Postage  
PAID  
Sacramento, CA  
Permit #1277