

entrances and
storefronts



We are proud to have designed, engineered and manufactured more than 500 custom-storefronts for Victoria's Secret.



VICTORIA'S SECRET
CHINO HILLS, CA

OVERVIEW

Some of North America's most prestigious architectural projects feature entrances and storefronts by Oldcastle BuildingEnvelope™. Architects rely on our unique ability to design, engineer, manufacture, manage and supply standard and highly-custom entrances and storefronts throughout North America.

CHALLENGE


When you are responsible for the design and construction of hundreds of high-end retail stores, you need to rely on partners for more than just supplying products.

SOLUTION

Oldcastle BuildingEnvelope™ has designed, engineered and manufactured more than 500 custom storefronts for Victoria's Secret. Our engineers are some of the best in the business, and our national footprint of over 50 manufacturing locations means we have a location everywhere Victoria's Secret has a store. And while Oldcastle BuildingEnvelope™ is a national organization, we are committed to the personalized attention custom projects require.

LEADING BRANDS

Household name retail brands such as Victoria's Secret, Target, Crate and Barrel and many others rely on Oldcastle BuildingEnvelope™ for custom storefronts and entrances.



ENGINEERING


We are able to supply fully glazed systems employing our cutting-edge products and technologies. While we offer a full line of standard doors and entrances, we regularly create custom designs to meet a project's specific criteria.

why specify us?


- 1**

LIMITLESS PRODUCT RANGE

We design, engineer and manufacture fully-integrated all-glass entrances, aluminum and glass storefront systems, aluminum entrance doors and terrace sliding doors.

 - 

ALUMINUM ENTRANCE

Oldcastle BuildingEnvelope™ offers a selection of narrow, medium and wide stile Aluminum Entrance Doors.
 - 

ALUMINUM STOREFRONT

We offer Aluminum Storefronts in both Center Glaze and Offset Glaze systems for non-thermal and thermal applications.
 - 

TERRACE/SLIDING

Our Terrace and Sliding Doors include French In-Swing Doors, Terrace Out-Swing Doors and both Sliding Doors and Sliding Impact-Rated Doors.
 - 

ALL-GLASS

Our all-glass entrance systems offer architects and designers extraordinary flexibility to convey the visual impact they desire.
- 2**

CUSTOM

Unlike traditional window manufacturers, we can start with a clean sheet of paper.
- 3**

ORDER TRACKING

e-Track™, our online order tracking system, puts you in control of where and when our products will arrive at their destination.

Concept to completion and everything in between



⌚ **National Footprint— we are wherever your projects are.**

With more than 50 manufacturing locations we can manufacture and deliver multiple storefronts at different locations simultaneously. Yet you deal with one point of contact.

⌚ **National Brands trust us with their first impression.**

When you are dealing with world-class companies your commitment to quality needs to equal theirs.



In today's lightening-fast construction environment everyone is looking to be better, faster and more efficient. And the expectations are to do more with less. But what if you could do more with more. That is exactly what we are doing at Oldcastle BuildingEnvelope.™ We have assembled some of the best engineering minds in North America. We have the largest national footprint of manufacturing locations of anyone in our industry. So whether you are building one project or fifty, we can design, engineer, manufacture, manage and supply everything for your next entrance or storefront.

⌚ **Our systems are keyed and numbered for easy installation.**

Our commitment to being customer-focused doesn't end when our products leave the factory. Our proprietary coding system ensures you know exactly what to do with our products when they get to the job site.



⌚ **From stadiums to schools, to stores and more.**

If you walked into a stadium, school, office, hospital, government building or retail store, chances are you walked through one of our entrances.




Our products include fully integrated all-glass entrances, aluminum entrances, terrace and sliding doors.

And because we are backed by one of the world's largest building product companies, you have the peace-of-mind knowing you are dealing with a leader. Add to that, proprietary products such as SunGlass® that can reduce energy costs, technological advancements in project tracking, a network of endorsed installers and our relentless commitment to quality—only from Oldcastle BuildingEnvelope.™

⌚ **Exclusive SunGlass® reduces energy costs**

Our research and development teams focus on products that reduce heat gain, earn LEED® points and even stop a bullet.



⌚ **One warranty equals peace-of-mind.**

We are backed by one of the largest building product companies in North America so you have the peace-of-mind knowing you are dealing with a leader.

⌚ **Leverage our network of endorsed installers.**

Many of our customers have their own installers, but for those who don't, we offer a nationwide network of endorsed installers well-versed in all of our products and technologies.





🕒 **Target, West Hollywood Gateway**

Location: Alameda, CA
 Architect: MBH Architects
 Product: Custom-engineered Curtain Wall, Entrances, Storefronts and Architectural Glass

project showcase



🕒 **Mary Baker Eddy Library**

Location: Boston, MA
 Architect: Ann Beha Architects
 Product: Structural Glass Storefront and Entry Doors featuring Finwall® and Stackwall®

🕒 **San Francisco Giants' AT&T Park**

Location: San Francisco, CA
 Architect: Populous (Formerly HOK Sports)
 Product: Custom-design and Engineered Entrance Doors

🕒 **American Airlines Center**

Location: Dallas, TX
 Architect: HKS / David M. Schwarz Architects
 Product: Entrance Doors

project showcase



① Ocean Journey

Location: Denver, CO
Architect: Anderson Mason Dale
Product: Custom-engineered Storefront and Entrance Doors

② Myrtle Beach Convention Center

Location: Myrtle Beach, SC
Architect: Cannon Associates
Product: Storefront and Entrance Doors

③ Limited Too

Location: National
Architect: Shremshock Architects, Inc.
Product: Custom-designed and Engineered Storefront and Entrance Doors

④ Lillis Business Complex

Location: Eugene, OR
Architect: SRG Partnership
Product: Custom-engineered Storefront, Entrance, Doors and Curtain Wall



entrances and storefronts

Aluminum Entrance



Aluminum Entrance Doors

Available in standard narrow, medium or wide stiles, all entrance systems incorporate heavy-duty, tubular construction and precise machining.


Performance

Air Test per ASTM: E283
Thermal Tested per AAMA: 1503
Blast Tested: GSA/ISC, UFC (DoD), & ASTM F1642
Hurricane Impact Tested per ASTM: E1886 and E1996 per Florida Building Code
Miami-Dade County Product Approved

Features + Options

- Adaptable to most hardware with 1" diameter push-pulls
- Adjustable astragal with dual weathering on pairs of doors
- 4" to 10" one piece bottom rails
- 1/4", 3/8", 5/8" and 1" glazing options

Aluminum Storefront



Storefront

We offer a wide variety of storefront products in non-thermal, thermal, and thermal clip systems.


Performance

Air Tests per ASTM: E283
Water Penetration Testing per ASTM: E331
Uniform Load Tests per ASTM: E330
Thermal Testing per AAMA: 1503 and NFRC
 NFRC Non-thermal storefronts tested per Florida Building Code and ASTM for shuttered applications

Features + Options

- Front, center and back-set glazing
- Thermal and non-thermal construction
- 1/4" and 1" glazing in non-thermal systems, 1" glazing in thermal systems also available
- EPDM glazing gaskets for durability

Hurricane Resistant



StormMax™ FG-5000 / FG-5100 / FG-5100T

These heavy-duty flush glazed storefronts provide significant hurricane protection with the use of both monolithic and insulating glass.


Performance

ASTM: E1886, E1996
Florida Building Code: TAS 201, 202, 203
IBC 2006
Miami-Dade County Product Approval

Features + Options

- 2-1/2" x 5" depth
- Screw spline joinery
- Monolithic laminated glazing
- Insulating laminated glazing
- Wet glaze option
- Dry glaze option

Blast Mitigation



BlastMax™ FG-5100 / FG-5100T

A heavy-duty flush glazed storefront that offers very high levels of blast protection. This system can also offer both blast and hurricane protection.

Performance

ASTM: F1642
UFC (DoD) 4-010-01
GSA / ISC
ASTM: E1886, E1996
Florida Building Code: TAS 201, 202, 203
IBC 2006
Miami-Dade County Product Approval

Features + Options

- 2-1/2" x 5" depth
- Screw spline joinery
- Energy absorbing anchors option
- With or without reinforcing steel depending on desired level of protection
- Insulating laminated glazing
- Wet glazed

Terrace Door Swing



Swing Door

These doors feature clean, architectural lines for smooth and consistent operation in both inward and outward swings.

Performance

AAMA: AW-50 to 80 (single leaf)
Air Infiltration: Less than .1 cfm
Water Rating: 12 PSF per ASTM E 331
Cycle Test: 25,000 cycles

Features + Options

- High-performance thermal break
- All doors capable of accommodating ADA applications (consult factory to discuss specific project applications)
- Hinges support large and heavy door leaves and make installation quick and easy
- Small and large missile impact option available

Terrace Door Slide



Sliding Doors

These doors feature a 4-1/2" deep perimeter frame depth for superior strength, durability and ease of installation.

Performance

AAMA: AW 80 (OX configuration)
Air Infiltration: Less than .30 cfm/ft²
Water Rating: 12 PSF per ASTM E331
Cycle Test: 2,500 cycles

Features + Options

- Panelized system for simpler re-glazing
- Full range of possible configurations, includes XO, XOX, XOOX and with alternate of adjacent window side lites
- Small and large missile impact option with 6-5/8" deep frame available
- Capable of accommodating ADA applications*
*consult factory to discuss

Sliding Mall



Sliding Mall Front

Our full line of mall sliders and sliding storefronts include aluminum stile & rail and all-glass models.

Performance

Florida Building Code: TAS 201
AAMA
ASTM: E 1886/1996 small and large missile impact tests
Miami-Dade County Product Approval

Features + Options

- Conventional Multi-Sliding Doors that stack
- By-Pass Wall Doors with offset sliding panels
- Pocket Doors that recess into a prepared pocket in the wall
- Sliding wall panels that slide easily on a single track and can be stacked and stored
- All-glass systems can be either both floor loaded or suspended

All Glass Entrance



All-Glass

Our entrance systems are all-glass portals engineered to allow designers extraordinary flexibility. Can be incorporated into a Total Vision System®

Configurations



P Style
 Continuous top and bottom rails



A Style
 Patch fittings at pivot corners



BP Style
 Continuous bottom rail with top pivot patch fitting



F Style
 Patch fittings at top and bottom and a lock patch at the leading edge of the door

Entrances and Storefronts are only a part of our comprehensive offering.

As the leading supplier of entrances and storefronts, Oldcastle BuildingEnvelope™ offers the most comprehensive portfolio of products specified to close the building envelope. Our products include custom-engineered curtain wall and window wall, architectural windows, storefront systems, doors, skylights and architectural glass.



Building Envelope Solutions

Architectural Glass

Architectural Windows

Skylights



Oldcastle BuildingEnvelope™

Engineering your creativity™

2425 Olympic Blvd. ■ Suite 525-East ■ Santa Monica, CA 90404 ■ 1-866-OLDCASTLE (653-2278) ■ oldcastlebe.com

