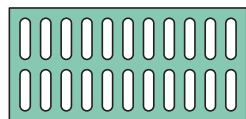


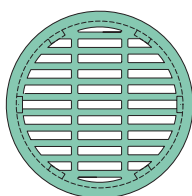
9th EDITION

REFERENCE MANUAL

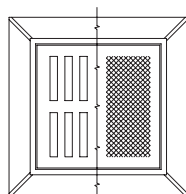
CONSTRUCTION SPECIALTY CASTINGS



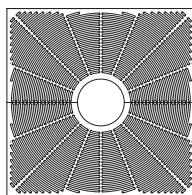
Trench Grates & Frame



Pipe Grates



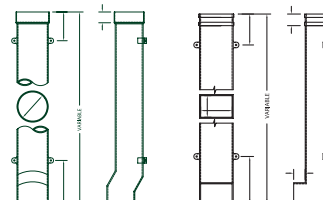
Catch Basins



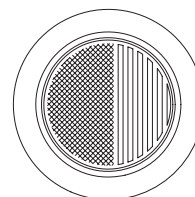
Tree Grates



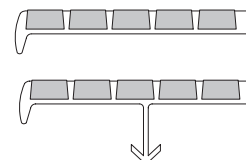
70 Years Serving the
Construction Industry



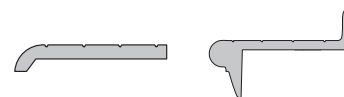
Downspout Boots



Manhole Rings & Covers



Extruded Aluminum
Nosings/Treads/Thresholds



Cast Iron
Nosings/Treads/Thresholds

Trench Grates • Downspout Boots • Nosings • Treads • Tree Grates
Gray Cast Iron • Ductile Cast Iron • Cast Aluminum

Barry Pattern & Foundry Company, Inc.

3333 35th Avenue North, Birmingham, AL 35207

Toll-Free 1-800-524-1809

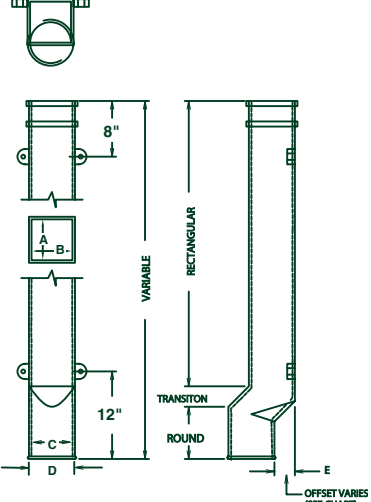
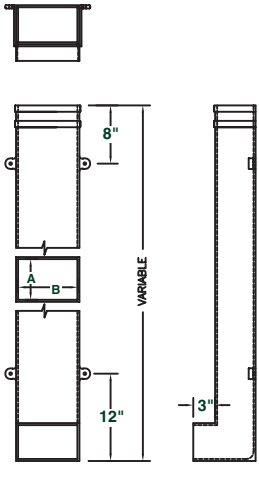
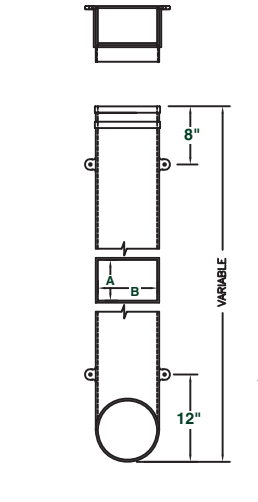
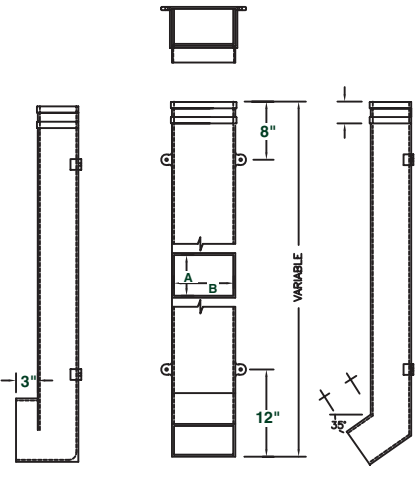
Fax: 205-841-1972 E-mail – barryfoundry@aol.com

Visit our Website @ barrycraft.com or barryfdy.com

Downspout Boots Gray Cast Iron & Cast Aluminum

B4924 Series

BarryCraft's gray cast iron and cast aluminum downspout boots are heavy duty and should last virtually the life of the building.

B25A Pattern	B25B Pattern	B25C Pattern	B25D Pattern
			
<p>Rectangular downspout to round discharge outlet is designed to empty straight into a soil pipe. This downspout boot is also designed with an offset from the building to allow the pipe hub to fit around the downspout boot. They may be used with PVC pipe. Check clearances in the table below.</p>	<p>Rectangular downspout to rectangular discharge outlet is designed to empty into a trench or gutter box at a 90° turn.</p>	<p>Rectangular downspout to round discharge outlet is designed to empty into a vitrified, concrete or soil pipe with a 90° turn. Downspout outlet is designed to fit into the hub of a standard soil pipe or PVC pipe. Call to verify diameter clearances.</p>	<p>Rectangular downspout to rectangular discharge is designed to empty onto a splash block or paved area.</p>

The A x B dimensions are available for all B25 styles.

Custom sizes may be available.

DOWNSPOUT BOOTS STYLE 25A STANDARD OUTLETS AVAILABLE Other sizes may be available upon request for the B25A downspout boots.

DOWNSPOUT SIZE A x B	OUTLET I.D. C	OUTLET O.D. D	OFFSET E
3" x 3"	3"	4"	2½"
3" x 4"	4"	4⅞"	2½"
3" x 5"	5"	6"	2⅜"
4" x 4"	4"	4⅞"	2¼"
4" x 5"	4"	4⅞"	2½"
4" x 5"	5"	6"	2⅞"
4" x 6"	4"	4⅞"	1½"
4" x 6"	6"	6⅞"	1½"
5" x 5"	6"	7"	2½"
6" x 6"	6"	7"	1¼"

Standard Lengths 12" 18" 24" 30" 36" 42" 48" 54" 60" 72"

BarryCraft downspout boots are excellent in areas subjected to vehicular traffic where light duty downspout boots can be easily damaged. Our downspout boots are also excellent in public areas such as around buildings or schools where pedestrian traffic can vandalize light duty downspouts.

B26A Pattern	B26B Pattern	B26C Pattern
<p>Round downspout to a round discharge is designed to empty straight down into a soil pipe. This downspout boot is also designed with a offset from the building to allow the pipe hub to fit around the Downspout boot. Standard offset 2½". PVC pipe may be used. Call to check clearances.</p>	<p>Round downspout to a round discharge to empty into a soil pipe at a 90 turn. The outlet is designed to fit into the hub of a standard soil pipe. PVC pipe may be used. Call to check clearances.</p>	<p>Round downspout to a round discharge is Designed to empty onto a splash block or paved area.</p>
Inside Diameter		
"D"		
3" dia.		
4" dia.		
5" dia.		
6" dia.		


New! B25 Downspouts can be provided with a bolted access plate.
Call us with your application so that we may provide you with the best designed downspouts for your downspout installation.
We will be happy to quote custom downspout designs.

CAD drawings are available online at sweets.com and on our website.

Standard Lengths	12"	18"	24"	30"	36"	42"	48"	54"	60"	72"
-------------------------	------------	------------	------------	------------	------------	------------	------------	------------	------------	------------

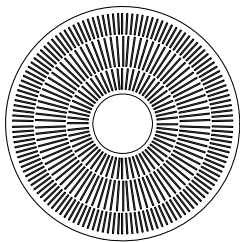
The BarryCraft Line of Quality Cast Products Available in Cast Gray Iron or Aluminum

Call for Catalogs @ 800-524-1809


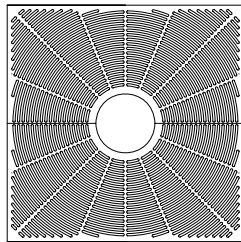


Tree Grates & Frames – Hundreds of Styles

Sunburst Design



Concentric Design



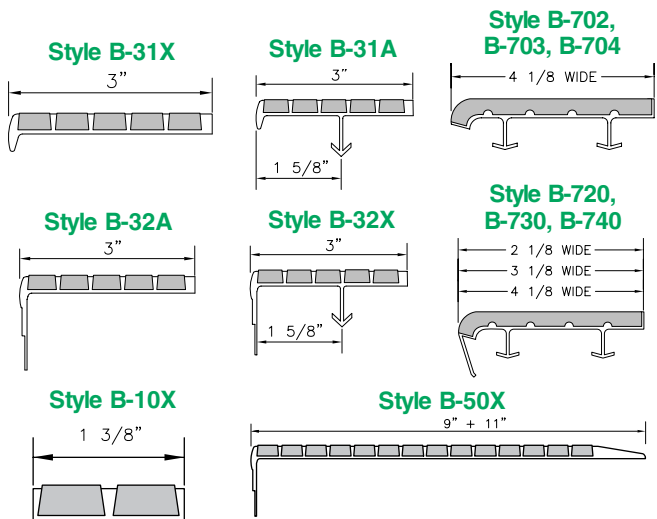
For sizes see our website, sweets.com, or order catalog.

WEBSITE

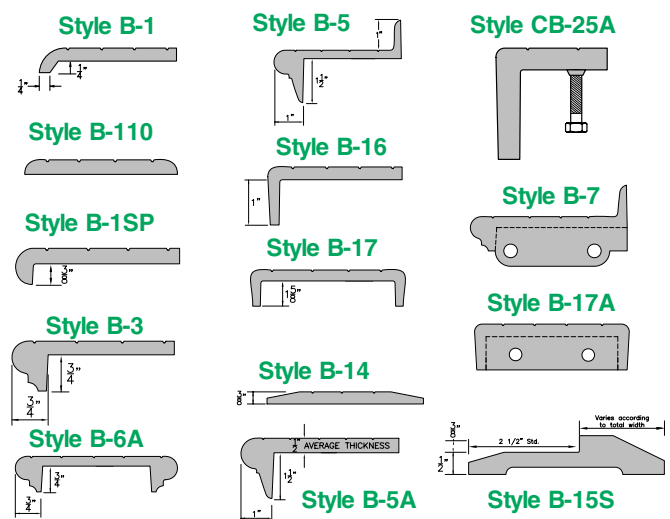
Visit our Website @ barrycraft.com or barryfdy.com

CAD details are available for downloading on our site

Extruded Aluminum Nosings, Treads & Thresholds



Cast Treads, Nosings & Thresholds



Barry Pattern & Foundry Company, Inc. 3333 35th Avenue North, Birmingham, AL 35207
Call Toll Free 1-800-524-1809
Fax: 205-841-1972 E-mail — barryfoundry@aol.com