

2009

08 33 00/COS

BuyLine 7109

CORNELL

SAFE AND SECURE

EMERGENCY RESPONSE AND ENVIRONMENTAL SEPARATION

EMERGENCY RESPONSE PRODUCTS

- CROSSINGGARD EMERGENCY RESPONSE GRILLE
- ROLLING FIRE DOORS
- INSULATED FIRE DOORS
- SMOKE AND DRAFT CONTROL ASSEMBLIES
- ROLLING COUNTER FIRE DOORS
- M100 FIREGARD CLOSING SYSTEMS
- ACCORDION FOLDING FIRE DOORS

ENVIRONMENTAL SEPARATION PRODUCTS

- ROLLING SERVICE DOORS
- INSULATED DOORS
- ROLLING COUNTER DOORS
- ROLLING GRILLES
- SENTRYGATE GRILLES
- SIDE FOLDING GRILLES AND CLOSURES
- ACCORDION FOLDING PARTITIONS

Over 180 years of Service



Institutional
















Industrial



Commercial

800.233.8366

www.cornelliron.com

EMERGENCY RESPONSE	Products: Model Numbers		Descriptions:	
	Emergency Response Grille CrossingGard® : ERG10 Access-Controlled Egress per the IBC®: ERG-IBC		The security of a locked, rolling grille that fully opens automatically in an emergency situation to allow safe escape. Concealed self locking assemblies: no manual locking or unlocking required. Model ERG-IBC is ICC-ES evaluated for access controlled egress per the International Building Code®. Cornell M100 FS series motor operator standard to provide fail-safe automatic emergency opening capabilities.	
	Fire Doors : ERD10 SmokeShield® Fire Doors : ERD11		Protect against the spread of fire by automatic closing in the event of fire detection with governed speed control. Also daily use to provide security and access control. Meet insurance and building codes. UL 4, 3, 1 1/2, 1 and 3/4 hour labels. Also SmokeShield® Fire Doors with UL "S" label for smoke and draft control.	
	Insulated Fire Doors Firemiser™ : ERD20 SmokeShield® Firemiser™ Fire Doors : ERD21		UL rated fire protection plus security, sound attenuation and environmental separation. Reduce costs by meeting multiple design needs, with energy savings from sealing and insulation. UL 4, 3, 1 1/2, 1 and 3/4 hour labels. Also SmokeShield® Insulated Fire Doors with UL "S" label. 5.3 R value, STC 27.	
	Smoke & Draft Control: SmokeShield® SmokeShield® Fire Doors : ERD11, SmokeShield® Firemiser™ Fire Doors : ERD21, SmokeShield® Counter Fire Doors : ERC11		Limits the spread of fire and smoke protecting life and property. Equipped with UL listed and/or tested perimeter smoke seals. Units carry 2 UL ratings: fire and smoke. Meets International Building Code® 2006, Section 715.4.3. See Fire Doors, Insulated Fire Doors, and Counter Fire Doors.	
	Counter Fire Doors : ERC10 SmokeShield® Counter Fire Doors : ERC11 Counter Fire Doors with Integral Frame, Countertop : ERC20		Secure openings above counters on interior fire rated walls, but can also fully close to the floor. Protect an area from the spread of fire and provide security. Meet insurance and building codes. UL 3, 1 1/2, 1 and 3/4 hour labels. Integral Frame Units: factory welded and fully assembled for a seamless, custom, built-in look. Manual push up only. UL 1 1/2, 1 and 3/4 hour labels. Options: UL Countertops : labeled stainless steel or plastic laminate. Integral Frame units: Integral stainless steel countertop standard, labeled plastic laminate or no countertop optional.	
	M100 FireGard™ Closing Systems Motor Operator, Chain or Crank. Retrofit Available		Operators for any above fire products that guarantee a safe automatic door closing rate, allow testing and resetting from floor level and eliminate mechanical resetting after auto closing. Allow facility personnel to reset fire doors without having to restore spring tension. Retrofittable while maintaining door UL / FM approval.	
ENVIRONMENTAL SEPARATION	Accordion Folding Fire Doors TRANZFORM® Fire: ERP10		Protects openings with minimal headroom from the spread of fire and smoke, providing automatic closing in the event of fire detection. Acceptable for use in openings that are part of a required means of egress. Nylon wheel, ball bearing rollers attach to every panel. Recessable. Double wall panel design. ADA compliant. UL "S", 3, 1 1/2, 1, 3/4, 1/2 and 1/3 hour labels. STC 41.	
	Service Doors : ESD10		Provide security against entry, damage and weather for exterior and interior openings in industrial, commercial, institutional and retail buildings. Options: Graphics Door : color images applied to curtain. ScreenGard™ : perforated curtain slats Matadoor® : breakaway curtain bottom section. Wind Load Designs Exceeding 20 PSF.	
	Insulated Service Doors Thermiser® : ESD20		Urethane insulation foamed in place between exterior and interior skins, forming an integrated, 3" x 15/16" slat with 8.0 R-value, U-factor of 0.125. For exterior openings where maintaining different temperatures on each side of the door is desirable. Pay for themselves in energy savings. Also reduce sound transmission: tested at a 26 STC rating, compared to a STC 19 for non-insulated doors.	
	Counter Doors : ESC10 Counter Fire Doors with Integral Frame, Countertop : ESC20		Secure openings above counters and other similar finished openings for both interior & exterior walls. Can fully close to the floor when compact door components are desired. Also called shutters. Optional stainless steel or plastic laminate countertop. Counter Doors with Integral Frames are factory welded and fully assembled for a seamless, custom, built-in look. Integral stainless steel countertop standard, plastic laminate or no countertop optional. Options: ScreenGard™ : perforated curtain slats, Graphics Door .	
	Rolling Grilles VisionAire® Open Curtain : ESG10 VisionAire® Brick Pattern : ESG12 VistaGard™ Glazed Curtain : ESG11		Vertical rolling grille used to protect both interior & exterior openings from unauthorized access and discourage forced entry. VisionAire® Grilles have an open curtain formed by horizontal rods and vertical chains or aluminum links with spacers for Brick Pattern. VistaGard™ Grilles have a solid curtain of horizontal rods, vertical nylon links and clear polycarbonate panels. Blocks refuse, odors, bugs and smoke. Options : High Cycle Construction with Brick Pattern Grilles.	
	SentryGate® Grilles SentryGate®3 : ESG20 SentryGate®4 : ESG21		Unique curtain design of concealed continuous horizontal metal rods with strong nylon links. Installation without remodel construction. SentryGate3 for countertops and smaller openings. SentryGate4 - larger openings and high cycle applications. Options : High Cycle Construction.	
	Side Folding Grille VisionGlide™ Open Curtain : ESG30 VistaGlide™ Glazed Curtain : ESG31		Horizontal sliding grille with stacking curtain utilizing a 1 1/2" W, 1 7/8" H overhead track. Can accommodate curved openings. Manual Push/Pull only. VisionGlide™ open curtain: vertical tubes and horizontal chains. VistaGlide™ have vertical interlocking aluminum pivoting sections fitted with clear polycarbonate panels or solid aluminum panels. Blocks refuse, odors, bugs and smoke. Options : Pocket Door.	
ENVIRONMENTAL SEPARATION	Side Folding Accordion Partitions TRANZFORM® Space: ESP10 TRANZFORM® Sound: ESP20		Separate a large room into two or more independent spaces. Nylon wheel, ball bearing rollers attach to every panel for optimum operation. Recessable track and stacked curtain. Bi-part available. STC45 per ASTM E90, Sound units feature double track, double wall panel design. Space STC30. Options : Pocket Door.	

	Sizes: <u>All doors are built to specific opening size.</u> Consult factory for larger sizes.	Curtain Materials & Finishes <u>Galvanized Steel</u> with exclusive Galvanex™ finish in light gray; <u>300 series Stainless Steel</u> with #4 finish; <u>Aluminum</u> , mill, clear or color anodized finish; Optional SpectraShield® powder coating in over 200 colors.	Practical Applications:
	5' to 24' wide and from 4' to 20' high.	Horizontal rods in aluminum mill, clear or color anodized finish, 300 series stainless steel or galvanized steel . Vertical chains of aluminum or stainless steel.	Corridor protection in any public building which limits functional space at different times such as in schools and hospitals. Acceptable for openings that are part of a required means of egress.
	Openings up to 30'W, 30'H standard. To 50'W, 40' H, 1200 sq. ft. consult factory. SmokeShield® Fire Doors: 30'W, 25'H standard. To 34'W, consult factory.	22, 20 or 18 gauge galvanized steel , 20 gauge 300 series stainless steel . Optional SpectraShield® powder coating.	Fire wall openings in hospitals and healthcare facilities, schools, high rise construction, hotels, museums, warehouses. Not for use in openings that are part of a required means of egress.
	Openings up to 30'W, 22'H standard. To 34' W, consult factory. SmokeShield® Insulated Fire Doors: Openings up to 30'W, 22'H standard. To 34' W, consult factory.	Mineral wool insulation between exterior and interior skins of Galvanized steel or 300 series stainless steel with #4 finish; 24 gauge interior and exterior slat gauge minimum. Optional SpectraShield® powder coating.	Fire wall openings also requiring sound attenuation, exterior openings requiring a fire rating due to the close proximity of other buildings, and interior fire wall openings for climate control between two areas.
	See appropriate fire product column.	See appropriate fire product column.	All buildings where controlling smoke increases life safety and limits property damage. SmokeShield Firemiser: sound attenuation, climate control or buildings designed for future expansion where exterior wall openings are to become interior fire wall openings.
	2'4"W x 1'6"H to 16'W x 7'6"H or 12'W x 10'H. Integral Frame Units: 2'4" W x 1'6"H to 10'W x 4'9"H, in walls 4 1/2" to 12" thick.	22 gauge galvanized steel or stainless steel . Optional SpectraShield® powder coating in over 200 colors. Integral Frame Units: 22 gauge stainless steel or galvanized steel .	Service window openings in interior fire walls such as cafeterias, healthcare facilities, schools and universities.
	Recommended for all fire doors. Not available with Counter Fire Doors with Integral Frame.		M100 Motor operators for all fire doors for daily operating convenience. M100 Chain for units with exposed guides and in excess of 12' tall. M100 Crank units for finished or recessed applications.
	Virtually any width opening from 3'6" to 22' H standard construction.	24 gauge, 4 1/2" wide corrugated steel panels finish coated platinum gray. Lead member, strike post and full length metal hinges compliment wall panels. Black header and floor sweeps. Motor operation and ADA compliant vertical exit bar, both sides, provided as standard.	An alternative to banks of fire rated swing doors. Elevator lobbies, area separations. Educational, healthcare and government facilities. Openings part of a required means of egress.
	3'W x 3'H to 30'W x 30'H standard construction. Openings to 50'W or 40'H: consult factory.	24, 22, 20 or 18 gauge galvanized steel , 20 gauge 300 series stainless steel , 16 B&S gauge aluminum . Optional SpectraShield® powder coating.	Loading dock / freight doors, large vehicle doors, warehouse doors, power plants, water treatment facilities, distribution centers.
	3'W x 3'H to 30'W x 30'H standard construction. Openings to 38'W or 40'H consult factory.	Galvanized steel with gauge combination exterior and interior slats being - 24/24, 22/24, 20/24, 18/24 and 22/22. 22 gauge 300 series stainless steel and 18 B&S gauge aluminum for both exterior and interior. Optional SpectraShield® powder coating.	Freight doors, large vehicle doors, warehouse doors, power and water treatment plants. Use Sound Barrier doors in hospitals and schools.
	2'4" W x 1'6"H to 21'4" W or 10'H standard construction. Integral Frame units: 2'4" W x 1'6"H to 11'7"W x 4'10" H in walls 4" to 13" thick.	Aluminum , clear or color anodized. Or, 22 gauge galvanized steel or stainless steel . Optional SpectraShield® powder coating.	Concession stands or service windows in cafeterias, stadiums, arenas, hospitals, schools and healthcare facilities.
	VisionAire® and VistaGard™: 2'4"W x 2'4"H to 40'W x 20'H	VisionAire® : Straight pattern - horizontal rods of aluminum (mill, clear or color anodized), 300 series stainless steel or galvanized steel. Vertical chains of aluminum or stainless steel. Brick Pattern - aluminum rods with staggered aluminum links held in place by tube spacers. VistaGard™ - rods of aluminum, with clear polycarbonate panels & molded nylon links.	Mall storefronts, school corridors, service window openings, hospitals, transportation and government buildings. Brick Pattern: openings requiring high cycle operation or the aesthetics of a brick pattern design.
	SG3 - 2'4"W x 1'6"H to 14'W x 10'H SG4 - 5'4"W x 5'4"H to 23'4"W x 14'H	Concealed continuous horizontal metal rods spaced every two inches with strong, injection molded components available in black or white matte finish.	Storefronts, behind storefront glass, areas within buildings requiring off-hour protection such as pharmacy counters; also malls, parking garages and sally ports. Openings requiring high cycle operation.
	VisionGlide™ and VistaGlide™: 2'4"W x 3'4"H to 60'W x 12'H	VisionGlide™ - vertical aluminum tubes with horizontal chains of eyeletted aluminum. VistaGlide™ - continuous vertical interlocking aluminum sections, with clear or solid panels. 5 1/2" extruded aluminum closure panels at top & bottom. Aluminum parts- clear or color anodized.	Mall storefronts, retail, pharmacies, cafeterias and concession stands. Limited headroom openings.
	Virtually any width opening. TranZform Sound: from 3'6" to 22' H TranZform Space: from 3'6" to 14' H	Continuous roll formed 24 gauge corrugated steel with customer selected bonded vinyl finish panels. Lead post, strike post and full length vinyl hinges finished to complement wall panels.	Religious facilities, educational & government facilities, community centers, healthcare facilities, hotel multi-function rooms, conference centers.

ADDITIONAL RESOURCES

Contact our Architect and Design Support Department

Cornell specializes in providing superior project support. Our dedicated staff of Design Engineers is available to assist you with:

- Product design questions
- Product features and options
- LEED® project requirements
- AutoCAD® Details and Specifications in CSI MasterFormat™
- Detailing Cornell products into your design drawings
- Engineered solutions such as high traffic doors, large opening closures, horizontal closure units, emergency egress options, fixed panel applications, etc.

Contact:

Architect and Design Support Department

Phone: 800.233.8366 ext. 551

Fax: 800.526.0841

Email: ADS@cornelliron.com

Visit www.cornelliron.com

As recognized by CSI, Cornell's award winning web site provides access to extensive, continually updated product information in an interactive format. Designed for busy building professionals, Cornell lets you download as-built

AutoCAD® drawings in multiple formats as well as specifications in CSI MasterFormat™. Data sheets, video demonstrations and much more is also available on-line for your convenience.



Continuing Education Programs



As a registered program provider with the American Institute of Architects Continuing Education System, Cornell's free programs offer you the ability to gain valuable

knowledge while earning credits towards AIA membership, Health, Safety and Welfare credits and possible state license Mandatory Continuing Education credits. Multiple programs available to educate on the various disciplines of closure product applications. Contact Sean Smith, Vice President of Sales by email at seans@cornelliron.com; tel. 800.233.8366 ext. 579 or fax 800.526.0841.

International Distributor Network

Over 250 approved and authorized independent Cornell distributors are available to provide technical information, sales, installation, maintenance and service support. For complete contact information of the Distributor nearest you, go to www.cornelliron.com and click on the "Distributor Locator" link or call 800.233.8366.



Cornell Closure Products Manual

Your library isn't complete without Cornell's CSI award winning Closure Products Manual. This binder includes a product selection guide, data sheets, specifications, drawing details, budgetary pricing, UL listings, ASTM standards and more. Provided FREE to building industry professionals. Call 800.233.8366, ext. 621, to obtain your copy.



CORNELL

SAFE AND SECURE

Crestwood Industrial Park
Mountaintop, PA 18707

tel. 800.233.8366 • fax 800.526.0841

www.cornelliron.com

An ISO 9001:2000 Registered Company

