

E. Dillon & Company is a leading manufacturer of quality, custom made architectural concrete masonry units. Our state-of-the-art block machines are designed specifically for and dedicated to custom architectural production. Our Product Development Team continues to improve and advance our already exceptional line, keeping E. Dillon on the forefront of ACMU production. Our experienced sales staff stands ready to assist you in making your next project your best. E. Dillon's superior product line, unsurpassed quality, and exceptional service will **CHANGE THE WAY YOU THINK ABOUT CONCRETE MASONRY!**



**ARCHITECTURAL**

**CONCRETE**

**MASONRY**

**UNITS**

**Unsurpassed Quality**

**Exceptional Service**



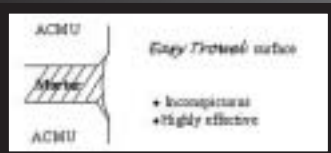
E. Dillon & Company Headquarters

**DILLON**  
& COMPANY™

AN AMERICAN OWNED COMPANY SINCE 1899

# REFLECTIVE SERIES

- Highly reflective finish
- The economical value of concrete masonry at about half the cost of granite or marble
- An elegant look similar to polished granite
- Superior materials and aggregates insure structural integrity and durability
- Available in 24 standard colors
- Easy Trowel Factory Finished edges on all units



Detailed specifications available for download at [www.edillon.com](http://www.edillon.com)


# MAJESTIC™ SERIES

04 22 23/DIL  
BuyLine 7245



E. Dillon & Company's Majestic™ Series is a 12" tall unit that will provide a whole new scale and look to your project.



- W-back cored design for lighter weight and easier handling by the mason
- Oversize to achieve a smaller 1/4" mortar joint
- Available in face sizes of 12" x 16" (covering 1.33 sq ft) or 12" x 24" (covering 2 sq ft)
- Easy Trowel Factory Finished Edges for better joint control



P O Box 160, Swords Creek, VA 24649  
phone: 800-234-8970 www.edillon.com  
operator@edillon.com



# E. Dillon & Company Reflective Colors



# E. Dillon & Company Reflective Colors



MARS



MOCASSIN



MOCHA



RED MARVEL



SALT & PEPPER



SHADOW



SHELL STORM



SIERRA MIST



SILVER SAND

## Non Reflective Colors



CRYSTAL WHITE



GLACIER



SAHARA

ALL COLORS ARE AVAILABLE IN GROUND, SPLIT, AND MATTE TEXTURES.  
THE POSSIBILITIES ARE ENDLESS!

Color swatches on these pages are for preliminary selection only. Please request samples for final color selections.

Mock up panel is recommended.

E. Dillon & Company's Conventional Ground Face, Traditional Split Face, and Matte Finish continue to be popular products in our Premier Line™. A large inventory of molds, specialized equipment and experienced craftsmen provide the designer with a wide selection of shapes and sizes including our Majestic™ units.

Our Split Face products differ significantly from what is generally available in the market. The difference is our Split Face "hold the plane", a uniformity that gives your building a much more refined look.

Rely on E. Dillon for all of your Architectural Concrete Masonry needs.





**E. Dillon & Company's  
Premier Line  
A Nice Reflection on You!**



By specifying E. Dillon  
products, your building  
may earn  
**LEED® Points**

LEED Category: Materials and Resources (MR)

MR Credit 5.1 Regional Materials: 10% Ex-  
tracted, Processed & Manufactured Regionally

Materials extracted, harvested or recovered, as  
well as manufactured, within 500 miles of the  
project site for a minimum of 10% (based on  
cost) of the total materials value.

MR Credit 5.2 Regional Materials: 20% Ex-  
tracted, Processed & Manufactured Regionally

Materials extracted, harvested or recovered, as  
well as manufactured, within 500 miles of the  
project site for an additional 10% beyond MR  
Credit 5.1 (total of 20%, based on cost) of the  
total materials value.

LEED Category: Innovation and Design Pro-  
cess (ID)

While not qualifying for a designated LEED  
credit, the following are possible areas where  
ACMU's may contribute to an Innovation in  
Design (ID) Credit:

- Acoustics
- Thermal mass
- Improved air quality by reducing the need  
for paint (thereby reducing volatile organic  
compounds, or VOC's).
- Reduced maintenance
- Improved aesthetics

# EVERLOC



## SEGMENTAL RETAINING WALL SYSTEM

E. DILLON & COMPANY IS PROUD TO OFFER EVERLOC RETAINING WALLS. WHETHER YOU NEED A COMMERCIAL RETAINING WALL OR BEAUTIFYING YOUR RESIDENTIAL LANDSCAPE, EVERLOC IS THE RETAINING WALL FOR YOU! A LIGHTWEIGHT, ONE SQUARE FOOT UNIT IS AVAILABLE IN TWO STYLES; THE TRADITIONAL SERIES AND FULL SERIES. EACH STYLE CAN BE USED SEPARATELY OR COMBINED. RADIUS EDGES AND FALSE JOINTS MAKE EVERLOC ONE OF THE MOST VERSATILE RETAINING WALLS ON THE MARKET TODAY. ADVANTAGES INCLUDE MULTI-PIECE APPEARANCE, REDUCTION OF SAW CUTS AT CORNERS, AND FLEXIBLE BONDING OPTIONS. EVERLOC USES A LUG AND GROOVE BI-DIRECTIONAL LOCKING MECHANISM ASSISTING IN ALIGNMENT AND INSTALLATION SPEED. YOU ARE SURE TO APPRECIATE THE ELEGANT, UPSCALE APPEARANCE THAT ONLY EVERLOC CAN GIVE YOU.

