



THE PERFECT BALANCE OF LUXURY AND PRACTICALITY

THERE ARE LUXURIES IN LIFE THAT AREN'T TIED TO MONEY.

At JELD-WEN, we understand this idea, which is why we craft reliable Sitaline EX windows and patio doors. Each one is designed to enhance homes with exceptional beauty and energy efficiency at a great value. These windows and patio doors also provide dependable performance time and time again. They're simply worry-free, which, of course, is the best luxury of all.

From clean and streamlined to charming and ornate, we offer a full range of styles and options. Our selection ensures you'll find the perfect windows and patio doors to meet all your requirements.





For the complete line of JELD-WEN® windows and doors, visit us online at www.jeld-wen.com



RELIABILITY FOR REAL LIFE



Table of Contents

AuraLast—The Worry Free Wood®.....	6	Double-Hung Replacement Windows.....	22
Window & Patio Door Choices.....	8	Horizontal Sliding Windows.....	24
Divided Lites.....	10	Fixed, Radius & Geometric Windows.....	26
Glass Options.....	12	Swinging Patio Doors.....	28
Decorative Glass & Screens.....	14	Sliding Patio Doors.....	30
Casement Windows.....	16	Warranty.....	32
Awning Windows.....	18	About JELD-WEN.....	35
Double-Hung Windows.....	20		

AURALAST—THE WORRY-FREE WOOD®

Protects against Wood Rot, Termites and Water Saturation.



We care

AuraLast®—JELD-WEN's proprietary, water-based, vacuum- pressure process produces 96% fewer volatile organic compounds (VOCs) than the solvent-based dip-treat process used by other manufacturers.



WORRY



Working with AuraLast® Wood is easy.

Virtually 100% surface to core protection; nail and screw holes and trimming and sanding will not compromise the shield of AuraLast protection. Other manufacturers use dip-treated wood which has only surface protection.

Only JELD-WEN makes window and door products with solid pine AuraLast The Worry-Free Wood, which offers superior protection from wood rot, water saturation and termites.

WORRY FREE



Protects against wood rot

AuraLast Wood windows and patio doors, wood doors, frames and components maintain their structural integrity even in the harshest weather and toughest climates.

Protects against water saturation

AuraLast Wood offers superior resistance to water saturation, which helps protect against swelling and preventing the window or door from sticking.

Protects against termite infestation

Harmful termites will eat through unprotected wood—not so with AuraLast Wood.

Visit jeld-wen.com/auralast for more information



We offer the industry's only 20-year limited warranty against wood rot and termites.

INTERIOR

Interior Wood Species

Increase a home's sense of visual harmony by choosing optional interior wood species to coordinate with trim, cabinetry and furnishings. In addition to pine AuraLast® Wood, we offer alder, which features a fairly straight grain that blends well with cherry, maple or birch grain and knotty patterns.



Pine AuraLast Wood



Alder



Mixed Grain Douglas Fir



Standard Prefinished Interiors

Custom options available

1. Primed
2. Brilliant White
3. Ivory
4. Desert Sand
5. Clear Lacquer
6. Wheat
7. Cider
8. Fruitwood
9. Cordovan
10. Walnut



*Colors shown may not match final finish.

Interior Trim

Interior radius casings are available in both pine and oak for radius (rounded) windows and patio doors. These casings come in several patterns. Corner blocks in pine and oak are also available.



Pine Corner Block



Oak Corner Block



EXTERIOR



Exterior Wood Species



Pine AuraLast Wood



Primed

Trim Options

Primed Wood



2" Flat

3-1/2" Flat

4-1/2" and 5-1/2" Flat

Brickmould

RB-3



Adams

Heritage

1" x 4" Backband

2" Historically Accurate Sill Nosing

Clad



Extruded Brickmould

3-1/2" Flat

Adams

Standard Sill Nosing

Clad Colors*

Our windows and patio doors with clad-wood exteriors feature protective metal cladding with a baked-on finish that doesn't need to be repainted over time. We provide a number of clad color options, so you can pick a finish that will complement your home.



Brilliant White

French Vanilla

Desert Sand

Mesa Red

Hartford Green

Chestnut Bronze

Black

Arctic Silver

Dark Chocolate

Optional Colors



Bone White

Heirloom White

Ivory

Mocha Cream

Dark Buckskin

Sage Brown

Bronze

Redwood

Sea Foam

Smoke

Cascade

Hunter Green

*Actual colors may vary from the samples displayed.



DIVIDED LITES

Add architectural interest to your JELD-WEN Sitaline EX windows with one of our divided lite options. These options include Simulated Divided Lites (SDL) for an authentic look, Full-Surround wood grilles (FS) that can be removed for easy cleaning, and maintenance-free Grilles Between the Glass (GBG).



Simulated Divided Lites (SDL)

To achieve an authentic look, select our Simulated Divided Lites (SDL). They feature grilles that are permanently attached to the exterior glass (aluminum for clad-wood exteriors, wood for primed wood exteriors), wood grilles adhered to the interior glass, and optional Light Brown or Silver shadow bars that are placed between the two panes of insulating glass. Grilles are available in 7/8", 1-1/8" and 1-3/8" sizes. We also offer 2-5/16" grilles for the classic look of a checkrail.

Grilles Between The Glass (GBG)

With Grilles Between the Glass, you'll enjoy the look of divided lites without any upkeep. They are placed between the two panes of insulating glass. Select 5/8" flat or 23/32" or 1" contour metal grilles in any of our clad colors.

Full-Surround Wood Grilles (FS)

Our Full-Surround wood grilles can be removed for easy cleaning. Choose from 1-1/8", 1-3/8" or 7/8" grilles that are positioned on the interior glass surface.



GLASS OPTIONS

Tinted Glass

Tinted glass reduces glare, and is ideal for areas that get a lot of direct sunlight in the summer.

We offer clear, Green, Grey, Bronze, Reflective Grey and Reflective Bronze tinted glass.



Green



Grey



Bronze



Reflective
Grey



Reflective
Bronze



Textured Glass

Let light in while maintaining privacy with textured glass. We offer a wide range of textures to meet your aesthetic preferences. Three of our most popular choices are shown below; see your dealer for our complete offering.



Glue Chip



Rain



Obscure

Tempered Glass

This type of glass is treated with heat, so it can withstand greater force or pressure on its surface, and it will not break into sharp pieces. This is mostly used on patio doors or windows that are installed near floor level.

ENERGY SAVING GLASS

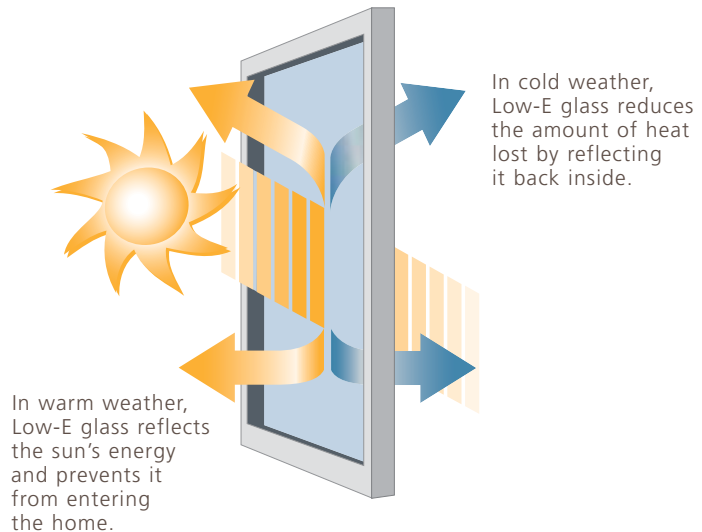
Glass Options

Low-E, LoE³-366 and Low-E EC Insulating Glass

Our standard high-performance Low-E insulating glass lowers energy costs, helps homes stay cooler in the summer and warmer in the winter, prevents fading of interior furnishings, and reduces condensation. It also delivers greater visible light transmittance than tinted glass.

We also offer optional LoE³-366, which provides more protection against solar heat gain and fading, as well as greater energy savings.

For even more protection choose Low-E EC for an "extra coating" that improves the thermal performance of our windows and is the optimal solution for ENERGY STAR® in certain regions of the country as well as meeting the requirements for the .30/.30 stimulus tax credit.



ENERGY STAR®

JELD-WEN has been an energy star partner since 1998, and is a 2010 ENERGY STAR Partner of the Year in the U.S. and 2009 ENERGY STAR Participant of the Year in Canada.



Preserve® Protective Film

Preserve film is standard for all Sitrine EX windows and patio doors. It is factory-applied to both the interior and exterior surfaces of the glass. This means the glass surfaces will be reliably protected from debris and scratches that can occur during shipping and handling or at a construction site, so you won't need to spend extra time cleaning your new windows and patio doors. What's more, it's easy to remove.



Neat® Glass

With this glass option you gain natural cleaning convenience. By harnessing the sun's UV rays (even when the sky is cloudy) to loosen dirt from the glass, rainwater can easily rinse away grime. No manual activation is required.



DECORATIVE GLASS

Siteline EX windows can be ordered with decorative glass. Choose from standard glass and coming options here, or send us a sketch or picture of your ideas. We can build nearly anything you can imagine.



Contemporary Collection

Modern and bold with a unique look certain to add to modern day homes.



Estate Collection

Fits many types of architecture and has straight bold lines adding to the decor of any home.



Classic Collection

This elegant collection adds a distinct and timeless design element to any home.



Craftsman Collection

A tried and true design that represents a theme that has stood the test of time.



CAMING SELECTIONS: Choose one of our five coming selections to determine how your glass will appear.



Satin Nickel



Copper



Patina



Brass



Zinc



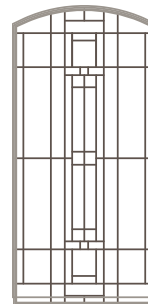
Custom Design Inspired By Vineyard



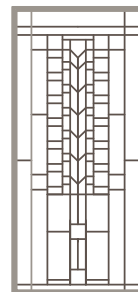
Contemporary



Classic



Estate



Craftsman


SCREEN TECHNOLOGY

Phantom Screens® Technology

Our awning, casement and double-hung windows are now available with Phantom Screens Technology. This feature includes retractable insect screens that fully reveal exterior views. The screens are made to be durable, secure and easy to use, and they're designed to integrate seamlessly with the rest of the window. Screens for double-hung windows also have a removable track that allows sash to tilt in for easy cleaning.

Screen Options*

These screens are designed to keep more insects outside, while letting more natural light inside. They feature fine, black fiberglass mesh with a light gloss finish. BetterVue™ insect screens are now standard for awning, casement, double-hung and horizontal gliding windows.



These images are for illustration purposes only.

**Insect screens are intended to allow air and light in, while keeping insects out. They are not intended to stop children from falling through an open door or window. For safety screens and other security devices, contact your local building supply retailer.*



CASEMENT WINDOWS



T-handle



Round Knob



Standard Folding Nested Handle

A casement window perfectly complements the simplicity of modern design, while also providing maximum ventilation. This type of window is hinged on either side, so the sash opens outward, to the right or left, in a swinging motion.

Standard Hardware Finishes*



White



Desert Sand



Chestnut Bronze

Optional Hardware Finishes*



Brushed Chrome



Polished Brass



Antique Brass



Oil-Rubbed Bronze

**Actual colors may vary from the samples displayed.*



AWNING WINDOWS



An awning window is appropriate for many architectural styles, and it looks intriguing when grouped with other window types. It is hinged at the top and opens out from the bottom in an outward swing.

Standard Hardware Finishes*



White



Desert Sand



Chestnut Bronze

Optional Hardware Finishes*



Brushed Chrome



Polished Brass



Antique Brass



Oil-Rubbed Bronze

**Actual colors may vary from the samples displayed.*



DOUBLE-HUNG WINDOWS



These windows are best suited to traditional architectural styles. Double-hung windows feature an upper and lower sash that slide vertically past each other in a single frame. Both sashes tilt in for convenient cleaning.

Standard Hardware Finishes*



White



Desert Sand



Chestnut Bronze

Optional Hardware Finishes*



Brushed Chrome



Polished Brass



Antique Brass



Oil-Rubbed Bronze

**Actual colors may vary from the samples displayed.*



DOUBLE-HUNG REPLACEMENT WINDOWS



Sash Replacement Kit

Improve your home with our sash double-hung replacement windows. To replace old, single pane sash, choose our sash replacement kit with energy efficient insulated glass. There's no need to replace existing siding, mouldings or stucco—making installation especially easy.

Standard Hardware Finishes*



White



Desert Sand



Chestnut Bronze

Optional Hardware Finishes*



Brushed Chrome



Polished Brass




Antique Brass



Oil-Rubbed Bronze

**Actual colors may vary from the samples displayed.*



HORIZONTAL SLIDING WINDOWS



Each of our sliding windows features clean lines for a streamlined look. Both sashes in this type of window slide horizontally.

Standard Hardware Finishes*



White



Desert Sand



Chestnut Bronze

Optional Hardware Finishes*



Brushed Chrome



Polished Brass



Antique Brass



Oil-Rubbed Bronze

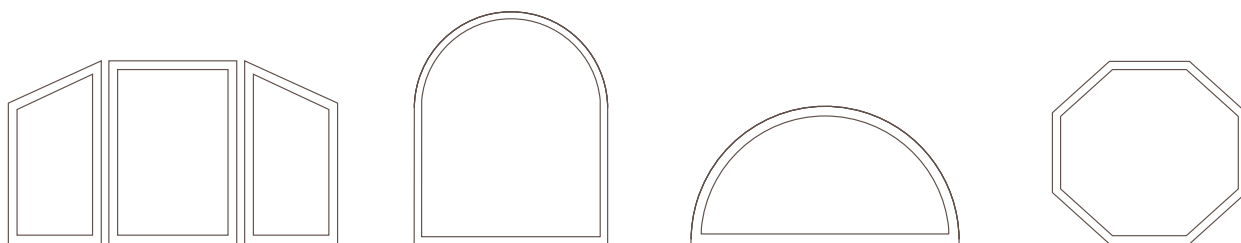
**Actual colors may vary from the samples displayed.*



FIXED, RADIUS & GEOMETRIC WINDOWS



Fixed, radius and geometric windows allow you to showcase beautiful views and create intriguing window arrangements with other window types. A radius and geometric window has a fixed (inoperative) sash and is available in a variety of half-round and rectangular shapes and sizes. We also offer direct-set (non-operating) radius and geometric windows.





SWINGING PATIO DOORS



Swinging
Patio Door
Handle

Add an element of drama to your home, on either a small or grand scale, with a swinging patio door. These doors are available with one, two or more panels that swing either out or in on side hinges. This includes French doors, which open in the middle with no center mullion.

Standard Hardware Finishes*



Brushed
Chrome



Polished
Chrome



†Polished
Brass



Antique
Brass



Oil-Rubbed
Bronze



†Satin
Nickel



Powder-Coat
White



Powder-Coat
Black

*Actual colors may vary from the samples displayed.

†Available with optional PVD finish for increased resistance to wear and discoloration



SLIDING PATIO DOORS—300 & 400 SERIES



300 Series
Narrow Stiles &
Rails



400 Series
Wide Stiles & Rails

Standard Hardware



Single-Point
Sliding Patio
Door Handle

1

Optional Hardware



Single-Point
Sliding Patio
Door Handle

2



†Multi-Point
Sliding Patio
Door Handle

3

French View sliding patio doors are designed with wider stiles and rails, which makes them an appropriate choice for traditional architectural styles. They open by sliding along horizontal tracks at the head and sill.

Finishes For Standard Hardware*



White



Brown



Brushed
Chrome



Polished
Chrome



†Polished
Brass



Antique
Brass



Oil-Rubbed
Bronze



†Satin
Nickel



Powder-Coat
White



Powder-Coat
Black

Finishes For Optional Hardware*

*Actual colors may vary from the samples displayed.

†Available with optional PVD finish for increased resistance to wear and discoloration (Available on multi-point handle only)



JELD-WEN® WOOD AND METAL-CLAD WOOD WINDOW & PATIO DOOR LIMITED WARRANTY

OUR WARRANTY TO YOU...

JELD-WEN® Products¹ are designed to create lasting value for your home. This warranty is effective for all JELD-WEN Products manufactured on or after **July 1, 2010** for use in the United States and Canada. Any previous warranties will continue to apply to products manufactured by JELD-WEN prior to this date. For additional information, including care and maintenance instructions, installation instructions and previous warranties, refer to www.jeld-wen.com or www.jeld-wen.ca.

What This Warranty COVERS Twenty Year Warranty for Window & Patio Door Products

Except as set forth in the Special Coverages section below, we warrant that if your JELD-WEN Product exhibits a defect in material or workmanship within **twenty (20)** years from the date of manufacture, we will, at our option, repair, replace or refund the purchase price of the Product or component part. Skilled labor² (where deemed necessary by us) to repair or replace components is provided for **two (2)** years (unless specified otherwise below).

Special Coverages

Clad Finish*: Under normal atmospheric conditions, the clad finish on your metal clad window or patio door manufactured by us will be free from defects as follows:

- Kynar® finishes are warranted for **twenty (20)** years and will not peel, check, crack, or exhibit excessive chalk, fade or color change³.
- All other products that include polyester finishes are warranted for **ten (10)** years and will not peel, check, crack, or exhibit excessive chalk, fade or color change³.

*The term "clad finish" means the painted finish on metal cladding. Clad products installed within one mile of a salt-water source (for example and ocean or salt lake) or other corrosive environment require additional and specific maintenance requirements. Refer to our full care and maintenance instructions.

AuraLast® Protection: We warrant pine wood components of JELD-WEN Products for **twenty (20)** years against wood cellular structure failure (often referred to as "wood cellular breakdown") caused by decay and/or termites. Warranty coverage outside Canada, the contiguous 48 states and Alaska is contingent upon approval from the JELD-WEN Customer Care Department. Please contact us.

Factory Prefinish: We warrant the factory-applied prefinish on our Products against peeling, checking, or cracking for **one (1)** year from the date of manufacture. Should the factory prefinish be proven defective within this time period, we will at our option, replace or refinish the component or product, or offer a refinish credit up to \$50 per opening for windows or \$100 per opening for patio doors. Note: this coverage applies to factory-applied finish coat options only; standard factory-applied primer is not a finish coat.

Custom Fiberglass Door Slabs: We warrant our fiberglass door slabs for as long as you own and occupy your residence.

Custom Fiberglass Door Factory Prefinish: We warrant the factory prefinish on our fiberglass doors for **five (5)** years. Should the factory prefinish be proven defective, we will at our option refinish the door or pay up to \$350.00 per opening to the current owner.

Electric Operators: We warrant electric operators provided by us for **one (1)** year (to include free replacement parts and skilled labor² necessary to replace the operator for **one (1)** year).

Blinds/Shades Between the Glass: We warrant the insulated glass unit (including the seal), the external control mechanism, and the operation of the shade/blind for **ten (10)** years.

ImpactGard® Glass: We warrant each ImpactGard glass unit for **ten (10)** years.

Special Glazings (including laminate glass units other than ImpactGard): We warrant special glazings (including glass options not listed in our product literature e.g., leaded or decorative glass) for **five (5)** years.

Spontaneous Glass Breakage: We warrant sealed glass units installed in windows and patio doors (excluding laminated glass, and special glazings) for spontaneous breakage for **one (1)** year (to include free replacement glass and skilled labor² necessary to replace the glass for **one (1)** year. Spontaneous breakage occurs when the glass develops a crack without sign of impact.

Transferability

In the event you sell your residence/building, this warranty is transferable to subsequent owners. In the event you sell your residence/building or it becomes occupied by other than the original owner, the warranty is the lesser of **ten (10)** years from the date of manufacture or the period indicated under Special Coverages above.

How To Get Assistance

If you have a problem with your JELD-WEN product, contact the dealer/distributor or contractor from whom you purchased your product or contact us directly:

In the United States:

Mail: JELD-WEN Customer Care
Attn: Wood/Metal Clad Wood Warranty Claims
P.O. Box 1329, Klamath Falls, OR 97601
Phone: 888-JWHelpU (888-594-3578)
Fax: 800-436-5954
Email: CustomerServiceAgents@jeld-wen.com

In Eastern Canada:

Mail: JELD-WEN Service Department
90, rue Industrielle
Saint-Appollinaire, Quebec, Canada G0S 2E0
Phone: 800-463-1930
Fax: 888-998-1599

In Western Canada:

Mail: JELD-WEN Service Department
550 Munroe Avenue
Winnipeg, Manitoba, Canada R2K 4H3
Phone: 888-945-5627
204-668-8230
Fax: 204-663-1072
Email: wpgservice@jeld-wen.com

We can respond quickly and efficiently if you provide the following: a) product identification (from the original order/invoice, spacer code, permanent label, or the window identification number found on corner of glass, or product identification from the tag on the top edge of the slab), b) how to contact you, c) the address where the product can be inspected, and d) a description of the apparent problem and the product (photographs are helpful).

What We Will Do

Upon receiving your notification, we will send out an acknowledgement, usually within three business days. We will investigate your claim and will begin to take appropriate action within 30 days after notification. If it is determined that the Product does not have a defect covered by the labor warranty, we may charge an inspection fee for any onsite inspection that is required or requested by you. Because manufacturing materials and techniques can change, replacement part(s) may not be an aesthetic match to the original. Replacement components/products are warranted for the balance of the original product warranty or 90 days, whichever is longer. If we determine we are unable to provide replacement parts and repair is not practicable or cannot be made timely, then we will refund the unit/component purchase price.

If the claimed nonconformity is warp of a door slab, we may defer repairing or replacing the door slab for a period up to **twelve (12)** months from the date of claim. It is not uncommon for a temporary warp condition to occur as the door slab adjusts to local humidity and temperature conditions. This deferral will not be counted against the warranty period.

What This Warranty Does NOT Cover

JELD-WEN is not liable for:

- Normal wear and tear, including normal wear and tear of weatherstrip; natural weathering of surfaces. Variance in color or texture of natural wood parts, and natural tarnishing of copper cladding are not considered defects.
- Normal wear and tear to hardware and naturally occurring changes to hardware finishes (e.g., corrosion or tarnishing).
- Damage caused by chemicals (e.g. brick wash) or a harsh environment (e.g. salt spray or airborne pollutants) unless otherwise stated above.
- Product failure due to misuse or abuse; damage caused by failure to properly finish and provide maintenance, by alteration or modification to the window (e.g. customer applied tints or films, paint finishes, security systems), or as a result of any cause beyond the control of JELD-WEN (e.g. fire, flood, earthquake, other acts of nature, and acts of third parties outside of our control).
- Failure to provide an adequate overhang for fiberglass doors; damage caused by extreme temperature buildup where storm doors are present. For general guidelines, see our "Appropriate Protection for Exterior Doors" in our product literature or at www.jeld-wen.com/resources; for specific information pertaining to your structure, consult your contractor or other building professional.
- Slight expansion or contraction due to varying environmental conditions; slab movement (shrinkage or swelling) of 1/4" or less due to temperature and humidity, consult the Homeowner's Manual on how to work with this natural movement.
- Glass breakage (except spontaneous breakage as covered above).
- Slight imperfections or wavy distortions in the glass that don't impair structural integrity. Note: wavy distortions in the glass (e.g. related to laminate interlayer or heat strengthening of glass) are not considered a defect. Slight color variations in glass are not considered a defect.
- Improper installation not in conformance with JELD-WEN installation instructions (note: see www.jeld-wen.com for current installation instructions); operational problems and problems related to water and/or air infiltration/leaking as a result of improper installation or flaws in building design or construction.
- Damage or poor product performance resulting from installation into a condition that exceeds product design standards and/or certified performance specifications and/or is not in compliance with building codes.
- Damage caused by extreme artificial temperature buildup or exposure (e.g., where storm doors/windows are present).
- Product or component performance decline due to aging, inert gas dissipation, natural processes or failure to provide proper maintenance. Note: Other than inert gas loss due to seal failure, the migration of an inert gas, such as argon, is a natural process that occurs over time and is not a defect.
- Screen damage due to normal wear and tear, misuse, abuse, or insect or animal activity.
- Hardware or inserts that are not provided by us, such as locksets, door handles, strikes, etc.
- Condensation or damage as a result of condensation (Note: unless due to insulating glass failure, most condensation problems are related to excessive humidity levels in a structure; contact a heating/air conditioning specialist for help).
- Labor and materials for repainting or refinishing activities, or the removal or disposal of defective product(s); labor exceeding the time periods specified above.
- Wood cellular structure failure for wood components other than of pine species and any components (including pine) that come in direct contact with soil. Note: superficial mold/mildew does not indicate wood cellular structure failure.
- Incidental or consequential damage. Some states/provinces do not allow the exclusion or limitation of incidental or consequential damages, so this may not apply to you.

Important Legal Information

This Limited Warranty document sets forth our maximum liability for our products. We shall not be liable for special, indirect, consequential, or incidental damages. Your sole and exclusive remedy with respect to any and all losses or damages resulting from any cause whatsoever shall be as specified above. We make no other warranty or guarantee, either express or implied, including implied warranties of merchantability and fitness for a particular purpose to the original purchaser or to any subsequent user of the product, except as expressly contained herein. In the event state or provincial law precludes exclusion or limitation of implied warranties, the duration of any such warranties shall be no longer than, and the time and manner of presenting any claim thereon shall be the same as, that provided in the express warranty stated herein. This Limited Warranty document gives you specific legal rights, and you may have other rights that vary from state/province to state/province.

No distributor, dealer or representative of JELD-WEN has the authority to change, modify or expand this warranty. The original purchaser of this Product acknowledges that they have read this warranty, understand it and are bound by its terms and agrees to provide this warranty to the original owner of the structure into which the Product is installed.

¹ "JELD-WEN Products" shall refer to wood and metal clad wood window and patio/garden/terrace door products (including products supplied with fiberglass slabs) manufactured in the United States and/or Canada and marketed under the JELD-WEN brand name for use in the United States and Canada. See our separate Export Warranty for applicable coverage on products used outside the United States and Canada.

² "Skilled labor" refers to tasks where specialized technical knowledge, experience, methods or tools are required to properly identify, diagnose and/or correct product-related problems.

³ "Chalking" of the clad finish is not a defect unless it exceeds a numerical rating of eight (8) when measured in accordance with the standard procedures specified in ASTM D4214. Fading or changing in color of the "clad finish" is not a defect unless it exceeds five (5) E units, calculated in accordance with ASTM D2244, paragraph 6.2. Color change shall be measured on an exposed "clad finish" that has been cleaned of surface soils and chalk, and the corresponding values measured on the original or unexposed "clad finish." Fading or color changes may not be uniform if the surfaces are not equally exposed to the sun and elements. If the above ASTM standards change, the standard in effect at the time of purchase applies. As an option to replacement, we may choose to refinish the product.

ABOUT JELD-WEN



Since 1960, when JELD-WEN began with one Oregon millwork plant, we've been dedicated to crafting reliable windows and doors. Today you can see, touch and feel reliability in our beautiful windows and doors because of their durability, energy efficiency and worry-free performance.

We measure our success by the relationships we build with our customers, suppliers and communities where we live and work. We've partnered with organizations such as the Green Building Initiative, which accelerates green-building practices by promoting environmentally progressive approaches that are practical, affordable and accessible.

The JELD-WEN website is your ultimate resource for learning about our reliable windows and doors. It has all the product information and design advice you need. Visit us at jeld-wen.com today.



To see the complete SiteLine EX Wood Windows and Patio Door technical specifications section please request brochure #11-618B at www.jeld-wen.com.



Official window, door and millwork provider of the PGA TOUR and Champions Tour



Made in the USA

© 2011 JELD-WEN, inc. This publication and its contents are owned by JELD-WEN, inc. and are protected under the U.S. Copyright Act and other intellectual property laws. All trademarks, service marks, logos, and the like (whether registered or unregistered) are owned or controlled by JELD-WEN, inc. or others. Unauthorized use or duplication of JELD-WEN intellectual property is prohibited.

JELD-WEN reserves the right to change product specifications without notice. Please check our website, jeld-wen.com, for current information.

11-618A 07/11 (CDS 20M)