



Window and Door Solutions for the  
**Residential Builder or Remodeling Contractor**



# The Power Of Yellow.<sup>SM</sup>

## Adds value to your bottom line.

Our best-in-class people, products and process help eliminate costly delays and callbacks — saving you time and money. And you get it all with one call.

- High-performance windows and doors: Choose wood, fiberglass composite and vinyl windows and patio doors, plus entry door systems, to fit any project or budget.
- New construction, remodeling, replacement and custom applications.



## Makes your job easier.

- Accurate ordering, dependable delivery and some of the fastest lead times in the industry keep your project on schedule.
- Pella's Rapid-Response Program ensures fast replacement of parts that are lost or broken at the job site.
- Our local service technicians are factory-certified.
- Preassembled products, factory-assembled combinations and prefinished interiors save you time and ensure Pella's high-quality standards.
- The Pella Window and Door Installation Method<sup>1</sup> features Pella® products, Pella Smartflash® installation tape and Great Stuff™ Pro Window & Door Insulating Foam Sealant by The Dow Chemical Company<sup>2</sup>. Helps ensure excellent performance and can dramatically reduce water damage concerns, as well as costly callbacks. This method is tested to pass ASTM E2205A at DP50 levels without the protection of siding.



## Helps build your market share.

- The superior strength of the Pella brand reinforces your reputation and increases the perceived value of your homes.
- Consumers rank Pella "Highest in Customer Satisfaction Among Window and Door Manufacturers," as awarded by J.D. Power & Associates.<sup>3</sup>
- We'll be here to ensure your satisfaction — and your customers' satisfaction — for years to come.



## Is risk management.

- Your dedicated Pella representative will deliver the solutions and support needed to help ensure that every step of your project is executed flawlessly.
  - Turnkey estimates
  - On-site project management
  - Shop drawings
  - Order and delivery confirmation
  - Walk-throughs
- Pella even provides service to the homeowner after the sale — so you don't have to.



## Provides quality you can stake your reputation on.

- Pella has been a leader in the window and door industry for more than 80 years.
- We proudly offer some of the best warranties in the business, including the Pella 20/10 Limited Warranty.<sup>4</sup>



<sup>1</sup> New construction, nonbarrier siding applications only. Pella's installation method is specifically designed for use with Pella windows and doors only and should not be used with non-Pella products.

<sup>2</sup> Great Stuff is a trademark of The Dow Chemical Company ("Dow") or an affiliated company of Dow.

<sup>3</sup> Pella received the highest numerical score among window and door manufacturers in the proprietary J.D. Power and Associates 2007 Windows and Patio Doors Satisfaction Study<sup>SM</sup>. Study based on responses from 3,039 consumers measuring 9 brands and measures opinions of consumers who purchased new windows or patio doors in the previous 12 months. Proprietary study results are based on experiences and perceptions of consumers surveyed in April – July 2007. Your experiences may vary. Visit [jdpower.com](http://jdpower.com).

<sup>4</sup> See written warranties for complete details.

## Help set your homes apart from the rest.

Pella is committed to providing you a full range of windows and doors — including custom products — with the innovative features you need to meet the demands of today's discerning homeowner.

Only Pella® Architect Series® windows and patio doors with patented **Integral Light Technology®** grilles combine the look of true divided light with superior energy efficiency. They're crafted with a high-definition profile, then permanently bonded with a nonglare foam spacer between insulating panes of glass. The spacer doesn't detract from the appearance and view like metal spacers can. Grilles are solid wood on the interior and wood or low-maintenance EnduraClad® on the exterior. It's another exclusive touch your customers will appreciate.




Impress your customers by offering an easy way to maximize natural light, ventilation and their view of the outdoors. Pella's exclusive **Vivid View screen®** is made of a clearly revolutionary material<sup>1</sup> that's virtually invisible. Plus, the ultra-fine screen brings the outdoors in — allowing more natural light and increasing airflow.<sup>2</sup>



Our **Designer Series®** products are a great way to add value to your bottom line. These windows and patio doors are easy to install and finish, saving you time and money. Plus, our easy-to-change, snap-in between-the-glass blinds, fabric shades, decorative panels and removable grilles let you profit on window fashions in addition to window sales! Best of all, our Pella sales representative will help the homeowners select their window fashions, which come factory-installed so you don't have to hassle with extra parts and pieces.



Here are two more exclusive Pella products to increase your customers' light and ventilation control. Pella's **Rolscreen®** retractable casement window and sliding patio door screens<sup>3</sup> roll away and out of sight when not in use. Available on Architect Series and Designer Series casement windows and sliding patio doors.

<sup>1</sup> Warning: Use caution when children or pets are around open windows and doors. Screens are not designed to retain children or pets. <sup>2</sup>  TRANSPARENT SCREEN FABRIC <sup>3</sup> Compared to standard fiberglass screens. Because we're always working to further refine our products and develop new ones, specifications may change without notice. Actual products may vary slightly from illustrations and photos.



# Pella® Portfolio of Products

Pella offers a full line of products to meet your budget needs and performance specifications. For more information about Pella products, visit [www.pella.com](http://www.pella.com).

## ARCHITECT SERIES® Unsurpassed architectural expression.®

**Key product differentiator:** Highly detailed profile, virtually endless design options, plus patented Integral Light Technology® grilles for the authentic look of true divided light and modern energy efficiency.

**Product description:** Pella's Architect Series collection offers you extreme flexibility for any project — from historic renovation to contemporary new construction. You have the creative freedom to delight your customers with custom shapes, sizes, colors and grille patterns; a choice of woods; and much more.

### Key product features:

- The Pella Wood Collection — Mahogany, Alder, Douglas Fir and Pine wood windows and patio doors — is part of our standard, made-to-order product offering.
- Matching, finely detailed sash and grille profiles — inside and out.
- Low-E insulating glass with argon<sup>1</sup> is standard.
- Choice of a low-maintenance EnduraClad® exterior, primed and ready-to-paint wood exterior<sup>2</sup>, or unfinished wood exterior<sup>2</sup>.
- Also available with or without removable interior wood grilles.
- Historically correct double-hung windows with a wood jamb liner, enhanced sash profile and spoon hardware are available.

## DESIGNER SERIES® Innovations others can't touch.®

**Key product differentiator:** Double- and triple-pane glass with between-the-glass window treatments.



**Product description:** Set your projects apart from the rest with Designer Series windows and patio doors featuring our exclusive snap-in between-the-glass blinds, fabric shades, decorative panels and removable grilles that are easy to change.

### Key product features:

- Double- or triple-glazing with space between the glass for blinds or shades plus grilles.
- Decorator blind and shade colors, standard and custom decorative panels, and a variety of standard or special grille patterns.
- Products with triple-glazing are #1 for energy efficiency among top national brands<sup>3</sup>, reducing energy bills by nearly one-third<sup>4</sup>. Also #1 for noise reduction when compared to national brands with similar glazing.
- Breathe easy. Windows with ordinary roomside blinds accumulate 200 times more of certain airborne allergens than Pella Designer Series windows with between-the-glass blinds<sup>5</sup> — winners of the Allergy UK Consumer Award<sup>6</sup>.
- Optional prefinished White interiors and factory-installed window treatments save you time and money.


## PROLINE® Basic done beautifully.®

**Key product differentiator:** Our most popular sizes and features at a value price.

**Product description:** ProLine maximizes your value — you get competitively priced windows and patio doors without sacrificing quality, convenience or performance. Choose from Pella's most popular standard sizes and features like low-maintenance EnduraClad exterior colors, color-matched grilles-between-the-glass and many more.

### Key product features:

- Hundreds of standard sizes, 10 wall depths and jamb extensions.
- Choice of White, Tan, Brown, Hartford Green, Poplar White, Putty, Brick Red or Black EnduraClad exterior colors.
- Color-matched grilles between the glass, Simulated-Divided-Light grilles and removable wood grilles in several patterns.
- Energy-saving glass choices — clear insulating, Low-E insulating with argon<sup>1</sup>, obscure and high-altitude.
- Optional prefinished White interiors save you time and money.



NOTE: See specific product information for details.

1 High-altitude and tinted Low-E insulating glass does not contain argon gas.

2 Available on select woods only.

3 Based on superior NFRC U-values and SHGC ratings.

4 Computer simulation average compared to single-pane wood windows. Actual results may vary.

5 Based on data from research conducted by the Department of Occupational and Environmental Health at The University of Iowa.

6 Awarded by the British Allergy Foundation in 2006.

7 Source: 2006 *Builder* magazine Brand Use Study.

PRECISION FIT®  
Replacement Windows

**Key product differentiator:** Pocket replacement double-hung windows that easily install in about an hour. Available with Pella's exclusive between-the-glass window fashions or the look of true divided light.

**Product description:** Pella® Precision Fit windows allow your customers to retain the beauty and style of their old double-hung windows, but provide superior energy efficiency and a low-maintenance EnduraClad® exterior. They fit neatly into the pocket created when the old double-hung sashes are removed — trim, paint, wallpaper or siding is usually not disturbed.

**Key product features:**

- Fully assembled unit arrives ready to be installed out of the box.
- Made-to-order in 1/4" increments for an exact fit.
- Every unit is factory-tested for air infiltration.
- Architect Series® windows feature permanently bonded grilles for the look of true divided light. Designer Series® windows feature snap-in between-the-glass blinds, fabric shades, decorative panels or removable grilles.



ADDITIONAL PRODUCTS


**Custom capabilities** — virtually any design you can imagine, we can build. We do more than manufacture windows; we craft them — with uncommon care and precision. The result is one-of-a-kind windows and doors offering unequaled performance. A Pella window and door specialist will help you design the custom windows and doors that are right for your project.

**Pella entry door systems** offer the design flexibility you need to add elegant curb appeal to homes of all price ranges. Factory-assembly and prefinishing make them extra easy to install. And their outstanding performance helps eliminate callbacks. In fact, they're rated #1 by *Builder* magazine¹.

**Pella Impervia®** windows and patio doors are made from Pella's patented fiberglass Duracast® composite that's stronger than vinyl or aluminum, offers the thermal efficiency of wood and is priced competitively with vinyl.

**Vinyl Windows and Patio Doors Manufactured by Pella** are available in a wide variety of sizes, styles and frame types and provide quality and superior energy efficiency at a competitive price. Best of all, they're the only vinyl windows and patio doors backed by Pella — the name your customers know and trust.

For more information on entry door systems, Pella Impervia, and Vinyl Windows and Patio Doors manufactured by Pella, go to [www.pella.com](http://www.pella.com).



**Pella provides your customers superior energy performance.** Most Pella windows and patio doors with Low-E insulating glass meet or exceed ENERGY STAR® guidelines in all 50 states — resulting in lower energy bills and a more comfortable home year round.

Some Pella products may not meet ENERGY STAR guidelines in Canada. For more information, contact your local Pella sales representative or go to [energystar.gc.ca](http://energystar.gc.ca).

# Pella® Product Features

Pella windows do more than light up the homes you build or remodel. They help sell them. Long known as a leader in quality windows and doors, Pella offers the innovative features and options your customers want. So, naturally, when they see the Pella logo, they'll associate your homes and projects with unsurpassed quality and craftsmanship.



Casement



Double-Hung



Our Designer Series® windows and patio doors feature exclusive **SNAP-IN BETWEEN-THE-GLASS WINDOW FASHIONS** that arrive at the job site custom-fit and factory-installed. Homebuyers may also choose to add their window fashions at a later date.

**NAILING FINNS.** Clad units feature factory-applied, aluminum nailing fins that fold out for easy installation.



## GLASS AND GRILLE OPTIONS




### Integral Light Technology® Grilles

- Architect Series®
- Precision Fit®



### Removable Grilles

- Architect Series
- Precision Fit
- ProLine®



### Double-Pane Glass with Removable Between-the-Glass Grilles and Blinds

- Designer Series
- Precision Fit



#1 for energy efficiency among top national brands.¹

### Triple-Pane Glass with Removable Between-the-Glass Grilles and Shades

- Designer Series
- Precision Fit

## GRILLES

### PERMANENT GRILLES

### REMOVABLE GRILLES



### 2" Integral Light Technology Grilles

- Architect Series
- Precision Fit



### 1-1/4" Integral Light Technology Grilles

- Architect Series
- Precision Fit



### 7/8" Integral Light Technology Grilles

- Architect Series
- Precision Fit



### 7/8" Simulated-Divided-Light Grilles

- ProLine



### 3/4" Aluminum Grilles-Between-the-Glass

- ProLine



### 1-1/4" Roomside Wood Grilles

- Architect Series
- Precision Fit



### 3/4" Roomside Wood Grilles

- Architect Series
- ProLine
- Precision Fit



### 3/4" Snap-in Between-the-Glass Wood/Clad Grilles

- Designer Series
- Precision Fit



Bay and Bow



Fixed-Frame



Awning



Circlehead



Skylight

ENDURACLAD® EXTERIOR COLORS




White



Tan



Brown



Poplar White



Putty



Hartford Green



Brick Red



Black



Hemlock



Morning Sky Gray

HARDWARE/HANDLES



Double-Hung Window Sash Locks  
Designer Series®  
Shown in Champagne



Casement and Awning Integrated Window Cranks with Fold-Away Handles  
Architect Series  
Shown in Satin Nickel



Double-Hung Window Sash Locks  
Architect Series® and ProLine®  
Shown in White



Double-Hung Window Spoon Hardware  
Architect Series  
Shown in Bright Brass



Sliding Patio Door Handles  
Architect Series  
Shown in Oil-Rubbed Bronze<sup>2</sup>

All hardware is available in Champagne, White, Bright Brass, Satin Nickel or Oil-Rubbed Bronze.<sup>2</sup>



Simulated-Divided-Light Grilles  
• ProLine




Grilles-Between-the-Glass  
• ProLine

HARDWARE/HANDLES COLORS



Champagne




White



Bright Brass



Satin Nickel



Oil-Rubbed Bronze<sup>2</sup>

WOOD TYPES<sup>3</sup>



Pine



Douglas Fir



Alder




Mahogany

SECURITY/LOCKS



Thumblock  
(Sliding patio door interior)



Keylock  
(Sliding patio door exterior)



Multipoint Lock  
(Hinged patio door)



Flushbolt System  
(Designer Series hinged patio doors)

<sup>1</sup> Superior NFRC U-values and SHGC ratings. <sup>2</sup> Oil-Rubbed Bronze is a living finish that will develop its own unique patina with use. <sup>3</sup> Wood is a product of nature; grain pattern will be unique and may vary on each window or door. Mahogany, Alder and Douglas Fir available on Architect Series only.



# Pella® Products

Product Features	ARCHITECT SERIES*						DESIGNER SERIES*						PROLINE*				
	Caseмент Windows	Awning Windows	Double-Hung Windows	Precision Fit® Replacement Double-Hung Windows	French Hinged Patio Doors	Sliding Patio Doors	Caseмент Windows	Awning Windows	Double-Hung Windows	Precision Fit® Replacement Double-Hung Windows	French Hinged Patio Doors	Sliding Patio Doors	Caseмент Windows	Awning Windows	Double-Hung Windows	French Hinged Patio Doors	Sliding Patio Doors
<b>EXTERIOR FINISHES¹</b>																	
White, Tan or Brown	X	X	X	X	X	X	X	X	X	X	X	X	X	X	X	X	X
Poplar White, Putty, Hartford Green, Hemlock, Morning Sky Gray, Brick Red or Black	X	X	X	X	X	X	X	X	X	X	X	X	X	X	X	X	X
Custom Colors	X	X	X	X	X	X	X	X				X	X				
Primed (Mahogany or Pine)	X	X	X		X												
Unfinished (Mahogany)	X	X	X		X												
Primed sash (Pine)/EnduraClad® frame				X													
<b>INTERIOR FINISHES</b>																	
Unfinished wood (ready for site finishing)	X	X	X	X	X	X	X	X	X	X	X	X	X	X	X	X	X
Primed (Pine)	X	X	X	X	X	X	X	X	X	X	X	X	X				
Prefinished White (Pine)							X	X	X	X	X	X	X	X	X	X	X
<b>WOOD TYPES</b>																	
Pine	X	X	X	X	X	X	X	X	X	X	X	X	X	X	X	X	X
Mahogany, Alder, Douglas Fir	X	X	X		X	X											
<b>HARDWARE FINISHES</b>																	
Champagne	X	X	X	X	X	X	X	X	X	X		X	X	X	X		X
White	X	X	X	X	X	X	X	X	X	X		X	X	X	X		X
Bright Brass	X	X	X	X	X	X	X	X	X	X	X	X	X	X	X	X	X
Satin Nickel	X	X	X	X	X	X	X	X	X	X	X	X	X	X	X	X	X
Oil-Rubbed Bronze³	X	X	X	X	X	X	X	X	X	X	X	X	X	X	X	X	X
Antique Brass or Chrome												X					
Rocky Mountain® Hardware	X	X	X	X	X	X	X	X			X	X					
<b>GLASS OPTIONS</b>																	
Low-E insulating glass with argon⁴	X	X	X	X	X	X	X	X	X	X	X	X	X	X	X	X	X
Clear insulating glass	X	X	X	X	X	X	X	X	X	X	X	X	X	X	X	X	X
Designer Series double-pane glass (exterior with clear or Low-E glass, plus an interior hinged glass panel with clear or Low-E glass)							X	X	X	X	X	X					
Designer Series triple-pane glass (exterior with clear insulating glass or Low-E insulating glass with argon⁴, plus an interior hinged glass panel with clear or Low-E glass)							X	X	X	X	X	X					
High-altitude glass⁵				X			X	X	X	X	X	X	X	X	X	X	X
HurricaneShield® impact-resistant glass	X	X	X		X	X											
Laminated glass (non-impact resistant)	X	X	X		X	X	X	X	X	X							
Tinted glass (Gray, Green or Bronze)⁶	X	X	X		X	X	X	X	X	X	X						
Obscure glass	X	X	X	X	X	X	X	X	X	X	X	X	X	X	X	X	X
<b>SCREENS⁷</b>																	
Rollscreen® retractable screen	X	X				X	X	X				X					
Flat screen	X	X	X	X	X	X	X	X	X	X	X	X	X	X	X	X	X
Vivid View® high-transparency screen⁸	X	X	X	X		X	X	X	X	X		X	X	X			
Self-closing screen						X						X					
<b>GRILLES</b>																	
Integral Light Technology® (interior/exterior applied grilles with nonglare foam spacer)	X	X	X	X	X	X											
Simulated-Divided-Light													X	X	X		
Between-the-glass													X	X	X	X	X
Removable roomside	X	X	X	X	X	X						X	X	X	X	X	X
Removable between-the-glass							X	X	X	X	X	X					
<b>SNAP-IN BETWEEN-THE-GLASS WINDOW FASHIONS</b>																	
Raise-and-lower Slimshade® blinds							X	X	X	X	X	X					
Tilt-only Slimshade blinds							X	X	X	X	X	X					
Raise-and-lower fabric shades⁹							X	X	X	X	X	X					
Decorative panels (triple-pane products only)							X	X	X	X	X	X					
<b>UNIT DIMENSIONS¹⁰</b>																	
Minimum Width	1'5"	1'5"	1'2"	1'6"–3/4"	2'0"	2'6"–3/4"	1'5"	1'5"	1'9"	1'6"–3/4"	2'1"–3/8"	2'6"–3/4"	1'5"	2'11"	1'9"	3'0"–1/2"	3'0"–5/8"
Maximum Width	4'11"	4'11"	5'0"	3'9"	8'0"	15'8"–1/8"	4'11"	4'11"	4'11"	4'0"	6'3"–1/16"	15'8"–1/8"	2'11"	4'11"	3'5"	5'11"–1/4"	7'11"–1/4"
Minimum Height	1'5"	1'5"	2'0"–3/8"	2'9"–1/4"	4'0"	6'2"	1'5"	1'5"	1'5"	2'9"–1/4"	6'8"–1/8"	6'8"–1/8"	2'11"	1'5"	2'11"	6'8"–1/8"	6'8"–1/8"
Maximum Height	6'1"	5'11"	10'0"	6'5"–1/4"	9'0"	7'11"–1/2"	6'1"	6'1"	7'0"	6'5"–1/4"	7'11"–1/2"	7'11"–1/2"	5'11"	5'11"	6'5"	6'9"–1/2"	6'9"–1/2"
<b>PERFORMANCE VALUES</b>																	
Design Pressure	40–75	40–75	40–50	30	25–40	20–75	50–70	50–70	30–50	30	25–40	20–80	35–50	50	30–50	30	30–50
NFRC U-Value (Total Unit)	.28–.87	.30–.82	.33–.82	.32–.51	.31–.68	.35–.51	.23–.49	.27–.50	.27–.51	.28–.51	.15–.44	.26–.49	.29–.50	.30–.53	.31–.53	.31–.43	.33–.50
Solar Heat Gain Coefficient	.21–.63	.21–.54	.21–.59	.29–.60	.16–.46	.23–.48	.17–.58	.17–.50	.19–.57	.19–.57	.15–.43	.17–.55	.31–.65	.28–.63	.30–.64	.21–.44	.27–.58
Sound Transmission Rating	27–36	27–36	27–34	27–32	29–34	30–35	33–38	33–38	30–33	30–33	34–35	31–35	28–29	28–29	27	30–31	27–28

1 Endura Hardware® Collection offers superior corrosion resistance with a 10-year warranty. See written warranty for complete details. 2 Not available in Hemlock or Morning Sky Gray. 3 Oil-Rubbed Bronze is a living finish that will develop its own unique patina with use. 4 High-altitude and tinted Low-E insulating glass does not contain argon gas. 5 Warning: Use caution when children or pets are around open windows and doors. Screens are not designed to retain children or pets. 6 7 Available with bottom-up or top-down functionality. 8 Unit dimension refers to frame dimension. Rough opening = Frame + 3/4". Only operable single-unit sizes are noted here. Composite units are available in most categories. Larger and smaller sizes are available on a custom basis for Architect Series products. Carefully review size specifications with your Pella sales professional to choose the best product for your needs.

Printed in U.S.A.



Always read the Pella Limited Warranty before purchasing or installing Pella products. See Limited Warranty for complete details at <http://warranty.pella.com>.



Pella Corporation is a proud volunteer partner in the Department of Energy's ENERGY STAR® program to promote the use of high-efficiency products.

