



**BIRD•B•GONE**<sup>TM</sup> INC. Installation and Applications

# BIRD•B•GONE SPIKE Polycarbonate

## Description

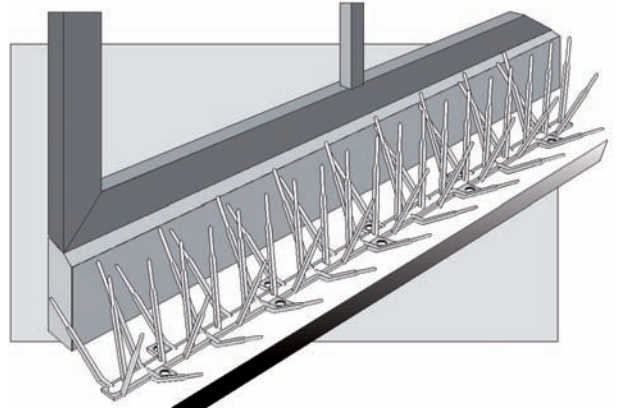
Patent # US 7243465 US 7596910

Bird-B-Gone Spike Polycarbonate (Formerly Bird Spike 2000) is a physical bird deterrent designed to prevent pest birds from landing. The spike is constructed of durable polycarbonate plastic with U.V. inhibitors. Bird-B-Gone Spikes are easy to install on ledges, I-beams, parapets, sills, pipes, roof peaks, signs and anywhere birds are landing and being a nuisance. It is non-conductive and is the most cost effective, permanent solution for preventing birds from landing.

**Widths:** 3", 5", & 7"

**Length:** 2' Sections

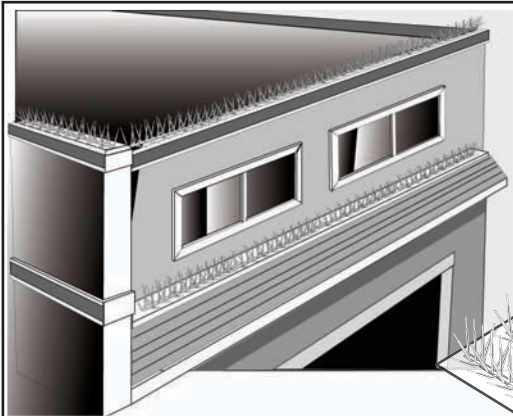
**Colors:** Crystal Clear, White, Tan, Brown, Grey, Black, & Brick Red. Custom colors also available.



**Packaging:** Bird-B-Gone Spike Polycarbonate is packaged with 25 two foot sections per box. Each box has 50'

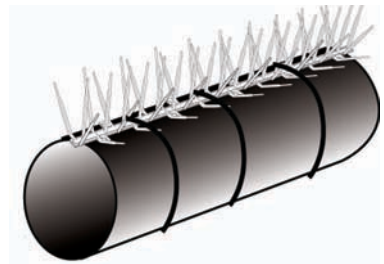
## Applications

Bird-B-Gone Spike Polycarbonate is a versatile product that can be easily installed onto a variety of surfaces:



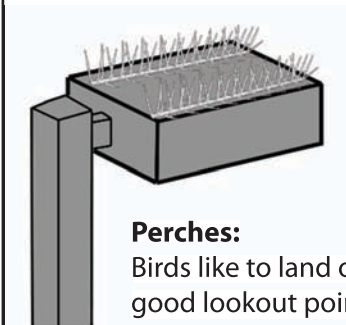
### Ledges:

Birds can often be found congregating on ledges and rooftops. Install Bird Spike Polycarbonate to keep birds from creating unsightly messes or damaging building materials.



### Conduits:

Bird Spikes can be attached to conduits, gutters and pipes using common hose clamps, nylon ties or wire lashings.



### Flat Surfaces:

Bird Spike can be installed in multiple rows for wider areas.



### Perches:

Birds like to land on high surfaces as it provides a good lookout point for food and predators. Bird Spikes are a simple way to eliminate these landing spots.

### Curved Surfaces:

Bird Spike Polycarbonate is flexible and can be installed by using common hose clamps, nylon ties, or wire lashings.

**IMPORTANT!** Observe all cautions and warnings listed in instructions prior to installation.



**BIRD-B-GONE**™ INC.

## Installation Instructions Polycarbonate Bird Spikes

### Caution!

READ AND FOLLOW ALL INSTRUCTIONS PRIOR TO ATTEMPTING TO INSTALL BIRD-B-GONE SPIKE - POLYCARBONATE. SPIKES ARE SHARP...BE SURE TO WEAR GLOVES AND SAFETY EYE WEAR. KEEP OUT OF REACH OF CHILDREN AND PETS. DO NOT INSTALL WHERE HUMAN PHYSICAL CONTACT IS POSSIBLE.

### 1. Thoroughly clean all surfaces before installing Bird Spikes.

**Suggestion:** Use a 10% bleach or ammonia solution to disinfect the area. It is important that all debris is removed including overhanging branches, leaves, and nesting materials before disinfecting the area.

**DUE TO INFECTIOUS DISEASES ASSOCIATED WITH BIRD FECES, BE SURE TO USE EXTREME CARE WHEN REMOVING NESTS AND DROPPINGS.**

### 2. Determine method for attaching Bird Spike.

**\*For Wood:** Use wood screws to secure Bird Spikes into a wood surface. There are two sets of holes between each "fan" of spikes. Make sure the ends are secured tightly and at least one screw is placed every six inches.

**\*For Concrete:** Outdoor construction adhesive can be used to secure Bird Spikes down to a variety of surfaces. Bird-B-Gone Spike - Polycarbonate has a glue trough along the base. Bird-B-Gone sells a polyurethane adhesive meant for outdoor use. Each tube will cover approx. 25 feet of spike. Silicone adhesives are not recommended. For extra security, screw or bolt down the spikes along with using an adhesive.

### 3. When using Adhesives:

- Run a bead line of adhesive down the underside of the spike. (Illus #1) Also put a dollop of adhesive on each screw hole, allowing the adhesive to mushroom up for more effective adhesion.
- Carefully place strip onto the surface. Ensure that no more than 1 inch of open space is left around the edges or by the back wall.

### 4. Adapting to Size:

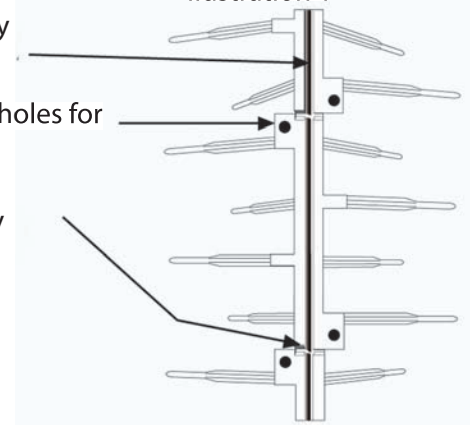
Bird-B-Gone Spike Polycarbonate comes in 2 foot sections, but can easily be cut down into smaller lengths if needed using tin snips, wire cutters, a hacksaw etc.

Glue trough for easy and neat glueing

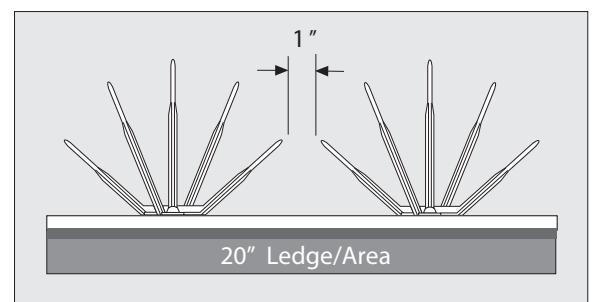
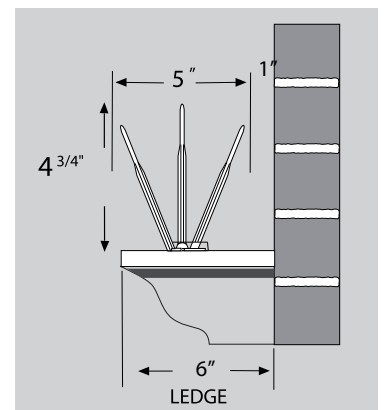
Offset pre-drilled holes for screw attachment

Notches for easy cutting to row size

Illustration 1



All spikes are 4-3/4" tall



If you have any questions regarding Bird Spike Installation call us at 1-800-392-6915 / 949-472-3122

**Bird-B-Gone, Inc. 1-800-392-6915**

Patent # US 7243465 US 7596910

www.birdbgone.com / email: nobirds@birdbgone.com Fax: 949-472-3116