


**EJIW EAST JORDAN**  
IRON WORKS EST.1883

## SWEETS 2010

TREE GRATES  
TREE GUARDS  
TRENCH GRATING



WE COVER **YOUR** INFRASTRUCTURE®

800.626.4653

[www.ejiw.com](http://www.ejiw.com)  
MADE IN THE USA

# TABLE OF CONTENTS

## TREE GRATES

Size	Catalog Number	Page
<b>SQUARE:</b>		
30"	8952	13
36"	8953	13
48"	8580 Orbit	5
48"	8581 Ginkgo	5
48"	8671	8
48"	V-8954	13
60"	8582 Foliage	5
60"	8583 Chelsea	6
60"	8584 Metropolis	6
60"	8585 Orbit	5
60"	8655	8
60"	8666	8
60"	8667	8
60"	V-8955	13
72"	8677	9
72"	8681	10

## ROUND:

30"	V-8942	12
36"	V-8943	12
48"	V-8944	12
60"	8590 Patriot	6
60"	8591 Mesa	6
60"	8592 Trademark	7
60"	8595 Orbit	5
60"	8668	9
60"	V-8945	12
72"	8678	10

## RECTANGULAR:

36" x 48"	8690	11
36" x 60"	8686	9
36" x 60"	8687	11
36" x 60"	8689	11
36" x 60"	8698 Garland	7
36" x 72"	8676	9
36" x 72"	8693	12
48" x 72"	8684	10
48" x 72"	8691	11
48" x 72"	8692	11
48" x 72"	8695	12
48" x 96"	8679	10
48" x 96"	8694	12
48" x 108"	V-8954-1	13

TREE GUARDS	13
-------------	----

ENVIRONMENTAL / LEED® CREDITS	14
-------------------------------	----

## TRENCH GRATES

6900 & 6950 Trench Grate and Frame	15
6970 Bolted Vane	15
V-7300 & V-7320 Trench Grate and Frame	16
V-7340 & V-7360 Cross Drainage	16
V-7380 ADA Trench Grate and Frame	17
6900 Airport Trench Grate Series, EXA	17

SPECIFICATION	18
---------------	----



## CATALOG ICONS

The icons throughout this product catalog aid as a quick reference in identifying features and options available in each product series.



ADA  
Compliant



Custom  
Logo



Special  
Lettered




Light Port



Security



## IDENTIFY AND CUSTOMIZE



Customize your grates with the name of your municipality, corporation or development. Add your motto, logo or insignia to further strengthen your identity. Custom sizes, sub-grade lighting, tree guards and matching ADA trench grating are just a few of the options available. We can help you design a tree grate that will be uniquely yours.

## REMOVABLE CENTER RINGS

Several EJIW tree grate designs offer removable center rings to accommodate tree growth. Look for removable center rings options in the catalog product descriptions.



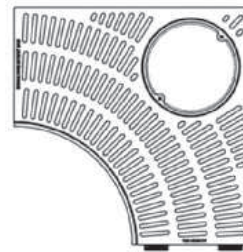
## ADA COMPLIANT TREE GRATES

EJIW has numerous tree grates and trench grates designed to comply with ADA (Americans With Disabilities Act) standards. The guidelines specify that grating, whether tree grates or trench grating, located in pedestrian walkways shall have spaces (slots) no greater than 1/2 inch in one direction and holes (square or round) no greater than 1/2 inch in diameter. Additionally, if grating has elongated openings, the long dimension is to be perpendicular to the dominant direction of travel.

## LIGHT PORT OPTIONS



Illuminate the beauty of your trees at night! Several EJIW tree grate designs offer a light port option allowing for the installation of sub-grade lighting units. Use direct lighting to create a special atmosphere and provide more light to surrounding areas.



Light Port



Light Port Access Grate




## TREE GUARD BOLTING TABS

Some EJIW tree grates are equipped with tree guard bolting tabs for easy and secure installation of EJIW tree guards.

## SECURITY BOLTING FEATURE



EJIW has developed a hassle-free way to ensure solid, long lasting security. Compatible with standard hex bolts or special security designs, our Eon Lock™ design — an innovative approach to bolted tree grates, provides a reliable and permanent fastening solution.



Security bolting



Security bolting with plastic caps

## TREE GRATES COMPLEMENT YOUR STREETSCAPE

see us at  
**Sweets**.com

### Tree Grates that *Complement* your *Streetscape*

**D**urable, functional and architecturally appealing, EJIW Tree Grates are a necessity for healthy trees. Outdoors, the grates provide natural drainage and enhance any urban, campus or park setting. Tree grates provide more area for pedestrian activity while protecting developing trees and root systems, also making them a perfect application for indoor malls. The slotted design allows for efficient watering and is ADA compliant for pedestrian safety. The narrow slot of an ADA grate also prohibits litter from collecting in the tree well and minimizes the growth of weeds.



### Cast Iron ... The *Natural* Choice


Cast iron grating is strong, durable and stands up to harsh environmental conditions. In its natural state, gray iron develops a pleasant, dark brown patina color as it ages. Cast iron is inherently resistant to corrosion from natural elements and will last for many years in its original state. All EJIW grates are Made in the USA and contain a minimum of 85% recycled materials. Hundreds of tons per day of waste ferrous materials, including old car parts, appliances, and obsolete farm equipment are recycled to produce castings for your infrastructure.






### 8580 ORBIT

48" x 48" square  
14" diameter tree opening  
1 1/2" seat height  
Two grates per assembly  
Steel frame available



### 8595 ORBIT


60" diameter



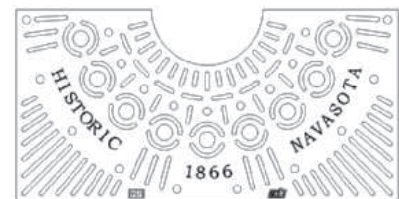
### 8585 ORBIT

60" x 60" square  
18" and 24" diameter tree opening  
1 1/2" seat height  
Four grates per assembly  
Ductile iron  
Steel frame

Options:  
18" diameter removable center  
accommodates tree growth  
H-10 load rating available



Custom  
logos




Special  
lettering


### 8581 GINKGO

48" x 48" square  
15" diameter tree opening  
Expands to 17 1/2"  
1 1/2" seat height  
Four grates per assembly  
Steel frame available

Options:  
Matching trench grate



Ginkgo Trench Grate



### 8582 FOLIAGE

60" x 60" square  
18" diameter tree opening  
1 1/2" seat height  
Four grates per assembly  
Steel frame available

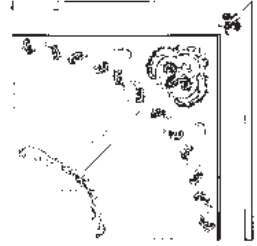



# DESIGNER TREE GRATES

see us at  
**Sweets.com**


## 8583 CHELSEA

60" x 60" square  
18" diameter tree opening  
1 1/2" seat height  
Four grates per assembly  
Steel frame



## 8584 METROPOLIS

60" x 60" square  
18" square tree opening  
1 1/2" seat height  
Four grates per assembly  
Steel frame



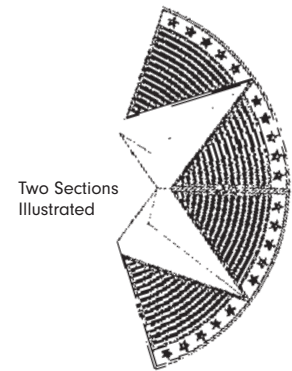
## 8590 PATRIOT

60" diameter  
16 3/8" tree opening  
1 1/2" seat height  
Five grates per assembly  
Steel frame

Options:  
Matching trench grate




Patriot Trench Grate



Two Sections Illustrated

## 8591 MESA

60" diameter  
16" diameter tree opening  
1 1/2" seat height  
Four grates per assembly  
Steel frame





## 8592 TRADEMARK



60" diameter  
18" diameter tree opening  
1 1/2" seat height  
Four grates per assembly  
Steel frame



## 8698 GARLAND

36" x 60" rectangular  
15" square tree opening  
1 1/2" seat height  
Two grates per assembly  
Steel frame

Options:  
Matching trench grate



Garland Trench Grate








8655 SQUARE

60" x 60" square  
30" diameter tree opening  
1 1/2" seat height  
Ductile iron  
Four grates per assembly  
Steel frame

Options:  
18" and 24" removable center  
rings accommodate tree growth




Removable  
Center Grate  
00865508



Removable Center  
Solid Ring  
00865567


8666 SQUARE

60" x 60" square  
18" diameter tree opening  
1 1/2" seat height  
Two grates per assembly  
Steel frame  
Tree guard bolting tabs

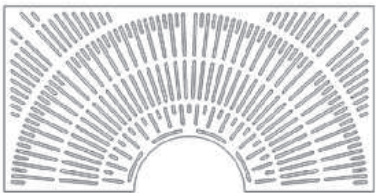


8667 & 8671 SQUARE

18" diameter tree opening  
1 1/2" seat height  
Steel frame



Illustrating 8671, 48"



Illustrating 8667 - 60"



Illustrating 8671 - 48"

Catalog Number	Grate Dimension	Grates Per Assy	Tree Opening Diameter
8667	60 Sq.	2	12, 18
8671	48 Sq.	2	18

Note: All dimensions are in inches




## 8668 ROUND

60" diameter  
18" diameter tree opening  
1 1/2" seat height  
Two grates per assembly  
Steel frame  
Tree guard bolting tabs



## 8676 & 8686 RECTANGULAR

1 1/2" seat height  
Two grates per assembly  
Steel frame



Illustrating 8676  
36" x 72"

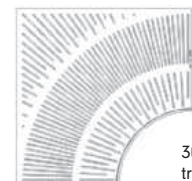

Catalog Number	Grate Dimension	Tree Opening Diameter	Grate Options
8676	36 x 72	12	Custom logo
8686	36 x 60	16	Light port

Note: All dimensions are in inches


## 8677 SQUARE

72" x 72" square  
18" and 30" diameter tree opening  
1 1/2" seat height  
Four grates per assembly  
Steel frame

Options:  
Square/round combination — 8678  
18" and 24" removable center  
rings accommodate tree growth  
For round style see 8678



30" diameter  
tree opening



18" diameter  
tree opening


## TREE GRATES

see us at  
**Sweets**.com

### 8678 ROUND

72" diameter  
30" diameter tree opening  
1 1/2" seat height  
Four grates per assembly  
Steel frame

Options:  
Square/round combination — 8677  
18" and 24" removable center  
rings accommodate tree growth



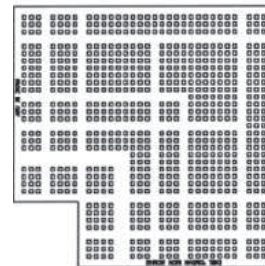

### 8679 RECTANGULAR

48" x 96" rectangular  
18" square tree opening  
1 1/2" seat height  
Two grates per assembly  
Steel frame




### 8681 SQUARE

72" x 72" square  
18" square tree opening  
1 1/2" seat height  
Ductile iron  
Four grates per assembly  
Steel frame



### 8684 RECTANGULAR



48" x 72" rectangular  
18" square tree opening  
1 1/2" seat height  
Two grates per assembly  
Steel frame





**8687 RECTANGULAR**


36" x 60" rectangular  
16" diameter tree opening  
1 1/2" seat height  
Two grates per assembly  
Steel frame



**8689 & 8690 RECTANGULAR**

16" diameter tree opening  
1 1/2" seat height  
Two grates per assembly  
Steel frame

Options:  
Special lettering – 8690 only



Illustrating 8689, 36" x 60"




Catalog Number	Grate Dimension
8690	36 x 48
8689	36 x 60

Note: All dimensions are in inches

**8691 RECTANGULAR**

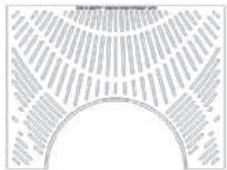

48" x 72" rectangular  
16" diameter tree opening  
1 1/2" seat height  
Two grates per assembly  
Steel frame



**8692 RECTANGULAR**

48" x 72" rectangular  
30" diameter tree opening  
1 1/2" seat height  
Two grates per assembly  
Steel frame

Options:  
18" and 24" removable center rings  
accommodate tree growth

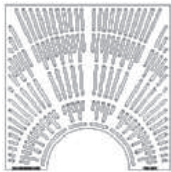



TREE GRATES

see us at  
**Sweets**.com

8693 RECTANGULAR



36" x 72" rectangular  
18" diameter tree opening  
1 1/2" seat height  
Two grates per assembly  
Steel frame



8694 RECTANGULAR

48" x 96" rectangular  
18" and 26" diameter tree opening  
1 1/2" seat height  
Two grates per assembly  
Steel frame

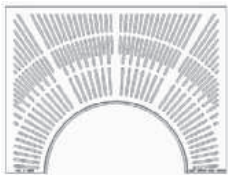

Options:  
End pieces to create a 48" x 144" grate



8695 RECTANGULAR

48" x 72" rectangular  
30" diameter tree opening  
1 1/2" seat height  
Two grates per assembly  
Steel frame


Options:  
18" and 24" removable center rings  
accommodate tree growth



V-8940 ROUND SERIES

1 1/2" seat height  
Two grates per assembly  
Steel frame

Options:  
V-8945 has square/round  
combination with V-8955



Illustrating  
V-8945, 60"



Catalog Number	Grate Diameter	Tree Opening Diameter
V-8942	30	12
V-8943	36	12
V-8944	48	13
V-8945	60	18
		square/round combination with V-8955


Note: All dimensions are in inches



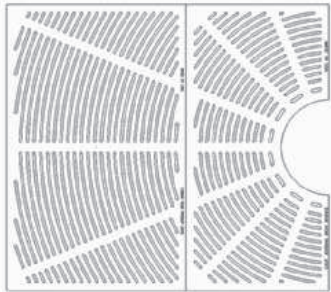
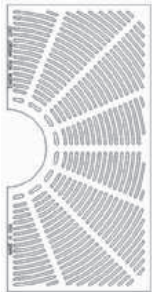
**V-8950 SQUARE SERIES**

1 1/2" seat height  
Two grates per assembly  
Steel frame

Options:  
48" used with 30" x 48"  
end pieces to create a  
48" x 108" grate




Illustrating V-8954, 48"



End Piece  
V-8954-1  
30" x 48"

V-8954-1  
24" x 48"



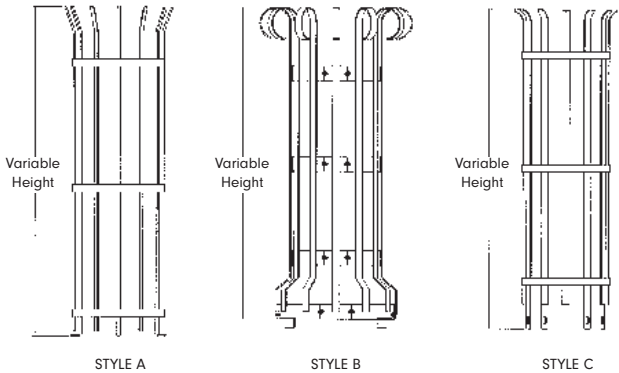
Optional V-8954-1  
48" x 108" grate

Catalog Number	Grate Dimension	Tree Opening Diameter	Grate Options
8952	30 Sq.	17	Special lettering
8953	36 Sq.	16	Special lettering
V-8954	48 Sq.	13	NA
V-8954-1	48 Sq.	16	Light port, end pieces
V-8955	60 Sq.	16, 18	Light port, logo, square/round combination with V-8945

Note: All dimensions are in inches

**STEEL TREE GUARDS**

EJIW tree guards are fabricated from hot rolled steel in several different styles, diameters and heights. Tree guards are fabricated in two halves, with welded connections between vertical and horizontal bars. The two halves are easily assembled and bolted together after placement around the tree. Tree guards are supplied standard with a flat black Rustoleum® finish. Custom designs can also be fabricated to meet your specifications. Our marketing and engineering team is available to help with any of your design needs.



Custom fabricated  
tree guards



see us at  
**Sweets.com**

## Environmentally

# Friendly

Our castings contain over **85% recycled content** and our foundries meet some of the most stringent environmental regulations in the world.

- Thousands of tons of **scrap metal**, that otherwise may be strewn across the country side or dumped in landfills, are recycled annually and turned into useable infrastructure products.
- EJIW foundries meet the Environmental Protection Agency's new air quality **Maximum Achievable Control Technology Standards (MACT)**. The MACT rules require stack testing and additional record keeping and reporting on several air pollution control systems.
- Heated air once lost to the environment is now captured and **reused** in the melting process.
- Over 90% of our green sand is **reclaimed** daily and reused in our process.
- EJIW makes use of the by-products from the melt process whenever possible. One of these substances is, in foundry terms, called "Slag". It is known to other industries as "Calcium Stabilizer" because of its high calcium content and lack of metallics. It can be **reused by other industries** to replace fine aggregate in products such as asphalt, portland cement and concrete blocks. During harsh winter months, county road commissions use calcium stabilizer for sanding roads to improve vehicle traction.

To us, environmental protection is a **personal concern** because, like you, we want to **breathe clean air, drink safe water, and enjoy our environment.**



## Environmental Policy

*EJIW is committed to operate the business in full compliance with the letter and spirit of environmental laws and regulations. Facilities will strive for continuous environmental improvement and use production processes and controls that minimize the impact to the environment.*

### EJIW LEADS THE WAY

EJIW will continue to help improve the environment by taking responsible action. Therefore, we are phasing out painting of all construction castings.

EJIW greatly values our customers and the **relationships** we have cultivated over the past **125 years** in the business. With your support we will continue to lead the construction castings industry and **add value** to the design, manufacture, and distribution of EJIW products.

### CAST IRON – Natural Patina

Asphaltic base paint, powder coating, and other materials used to paint castings are simply cosmetic and provide **no value** to your infrastructure.

Unlike steel, cast iron has much higher concentrations of carbon and silicon, which provide a substantial **resistance to corrosion**. Cast iron has been known to function for centuries without failure.

Painting can be used to conceal casting defects, and many departments of transportation **specify non-painted castings** as a protective measure against this problem.



Over time, unpainted tree grates exposed to the elements develop a rich, dark brown patina coloring which complements the surrounding landscape in a warm, subtle manner.

### CAN EJIW PRODUCTS CONTRIBUTE TOWARD APPLICABLE LEED® CREDITS?

**Yes!** Your EJIW sales representative can provide specific data to help you gain up to **4 LEED® credits** when using the products in this catalog. EJIW products contain a minimum of 85% recycled materials and offer real benefits to any company choosing green construction.



# Trench Grate solutions

When ordering trench products please specify the following:

1. Width of trench opening, dimension "A"
2. Seat depth, dimension "B"
3. Clear opening of trench, dimension "C"
4. Length of trench installation
5. Type of grate or solid cover
6. Are side frames required?
7. Are grates/covers bolted to the frames?
8. Load requirement

## LOAD RATING ICONS – TRENCH GRATE SERIES



Light Duty




Medium Duty



Heavy Duty



Airport Duty



## 6900 & 6950 TRENCH GRATE & FRAME SERIES

Heavy duty

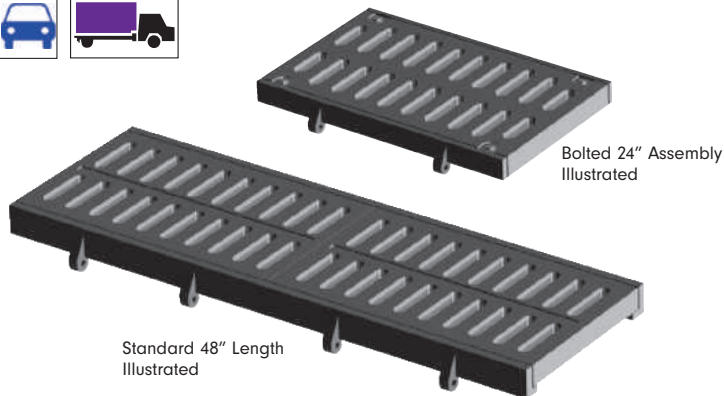
Available bolted or unbolted (standard)

Standard trench grates are furnished in 23 7/8" lengths

Frames are available in 24", 36" and 48" lengths

Bolted trench grate units are assembled in 24" sections

Solid covers available



Catalog Number	A Grate Width	B Seat Depth	C Trench Width	Open Area Sq. In/Ft
<b>6900 Series, Standard and Bolted</b>				
6901	8	2	6	29
6902	10	2	8	33
6903	12	2	10	40
6904	14	2	12	49
6905	17	2	15	66
6906M2	20	2	18	90
6907	23	2	21	91
6908M2	26	2	24	130

### 6950 Series, Standard and Bolted

6951	8	1 1/2	6	23
6952	10	1 1/2	8	34
6953	12	1 1/2	10	45
6954	14	1 1/2	12	56
6955	17	1 1/2	15	73
6956	20	1 1/2	18	89
6957	23	1 1/2	21	106
6958	26	1 1/2	24	122

Note: All dimensions are in inches.

## 6970 BOLTED VANE STYLE TRENCH ASSEMBLY

Heavy duty

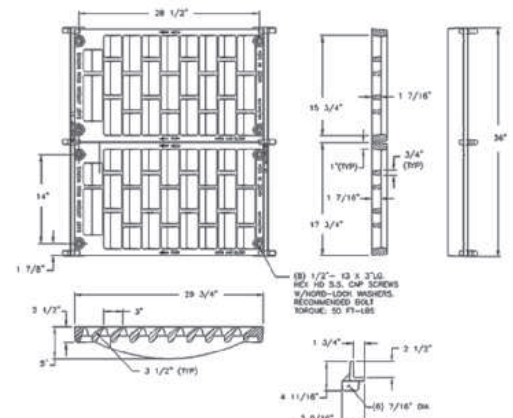
Available in 18" and 36" assemblies

Riser frame available



Assembly Length	Open Area Per Assy/Sq. In.
18	186
36	372

Note: All dimensions are in inches.



# TRENCH GRATES

see us at  
**Sweets**.com

## V-7300 & V-7320 TRENCH GRATE & FRAME SERIES

Heavy duty

Standard trench grates are furnished in 23-7/8" lengths

Frames are available in 24", 36" and 48" lengths

V-7320 Bolted trench grate units are assembled in 24" sections



**CAUTION: DO NOT DISASSEMBLE BOLTED GRATES BEFORE SETTING FRAME/GRATE SECTIONS IN CONCRETE.**



**Table — Bolted Assemblies**

Catalog Number	A Grate Width	B Seat Depth	C Trench Width	Open Area Sq. In/Ft
V-7301	8	1-1/2	6	42
V-7302	10	1-1/2	8	57
V-7303	12	1-1/2	10	64
V-7304	14	2	12	78
V-7305	17	2	15	99
V-7306	20	2	18	120
V-7307	23	2	21	133
V-7308	26	2	24	154
V-7309	30	2-1/2	27	182
V-7310	33	2-1/2	30	190
V-7311	36	2-1/2	33	211
V-7312	39	2-1/2	36	232
V-7313	45	2-1/2	42	266
V-7314	51	2-1/2	48	305

Note: All dimensions are in inches.

Catalog Number	A Grate Width	B Seat Depth	C Trench Width	Open Area Sq. In/Ft
V-7321	9	1-1/2	6	49
V-7322	11	1-1/2	8	63
V-7323	13	1-1/2	10	70
V-7324	15	2	12	84
V-7325	18	2	15	105
V-7326	21	2	18	126
V-7327	24	2	21	137
V-7328	27	2	24	161
V-7329	30	2-1/2	27	180
V-7330	33	2-1/2	30	196
V-7331	36	2-1/2	33	210
V-7332	39	2-1/2	36	231
V-7333	45	2-1/2	42	266
V-7334	51	2-1/2	48	305

Note: All dimensions are in inches.

## V-7340 & V-7360 CROSS DRAINAGE TRENCH GRATE & FRAME SERIES

Heavy duty

Designed for cross-street drainage with slot openings perpendicular to traffic

Standard trench grates are furnished in 23-7/8" lengths


Frames are available in 24", 36" and 48" lengths

V-7360 Bolted trench grate units are assembled in 24" sections

ADA grates available



**CAUTION: DO NOT DISASSEMBLE BOLTED GRATES BEFORE SETTING FRAME/GRATE SECTIONS IN CONCRETE.**



**Table — Bolted Assemblies**

Catalog Number	A Grate Width	B Seat Depth	C Trench Width	Open Area Sq. In/Ft
V-7341	8	1-1/2	6	40
V-7342	10	1-1/2	8	50
V-7343	12	1-1/2	10	64
V-7344	14	2	12	80
V-7345	17	2	15	93
V-7346	20	2	18	115
V-7347	23	2	21	124
V-7348	26	2	24	154
V-7349	30	2-1/2	27	162
V-7350	33	2-1/2	30	183
V-7351	36	2-1/2	33	191
V-7352	39	2-1/2	36	216
V-7353	45	2-1/2	42	250
V-7354	51	2-1/2	48	290

Note: All dimensions are in inches.

Catalog Number	A Grate Width	B Seat Depth	C Trench Width	Open Area Sq. In/Ft
V-7361	9	1-1/2	6	45
V-7362	11	1-1/2	8	63
V-7363	13	1-1/2	10	73
V-7364	15	2	12	87
V-7365	18	2	15	101
V-7366	21	2	18	120
V-7367	24	2	21	138
V-7368	27	2	24	160
V-7369	30	2-1/2	27	162
V-7370	33	2-1/2	30	183
V-7371	36	2-1/2	33	191
V-7372	39	2-1/2	36	216
V-7373	45	2-1/2	42	250
V-7374	51	2-1/2	48	290

Note: All dimensions are in inches.



**V-7380 ADA TRENCH GRATE & FRAME SERIES**

ADA Compliant

Available bolted or unbolted (standard)

Designed with 3/8" slot openings

Standard trench grates are furnished in

23 7/8" lengths

Frames are available in 24", 36" and 48" lengths

Bolted trench grate units are assembled in 24" sections




CAUTION: DO NOT DISASSEMBLE BOLTED  
GRATES BEFORE SETTING FRAME/GRATE  
SECTIONS IN CONCRETE.

Catalog Number	A Grate Width	B Seat Depth	C Trench Width	Open Area Sq. In/Ft	Specify Trench Frame
<b>V-7390 ADA Non-traffic</b>					
V-7394	14	1-1/2	12	39	6950
V-7395	17	1-1/2	15	50	
V-7396	20	1-1/2	18	53	

**V-7390 ADA Non-traffic Bolted Assemblies**

V-7394-20	15	1-1/2	12	39	
V-7395-20	18	1-1/2	15	50	
V-7396-20	21	1-1/2	18	53	

Note: All dimensions are in inches.



Standard 48" Length  
Illustrated

Catalog Number	A Grate Width	B Seat Depth	C Trench Width	Open Area Sq. In/Ft	Specify Trench Frame
<b>V-7380 ADA Heavy Duty</b>					
V-7381	8	1-1/2	6	21	6950
V-7382	10	1-1/2	8	28	
V-7383	12	1-1/2	10	29	
V-7384	14	2	12	39	6900
V-7385	17	2	15	48	
V-7386	20	2	18	58	

**V-7380 ADA Heavy Duty Bolted Assemblies**

V-7381-20	9	1-1/2	6	21	
V-7382-20	11	1-1/2	8	28	
V-7383-20	13	1-1/2	10	32	
V-7384-20	15	2	12	36	
V-7385-20	18	2	15	48	
V-7386-20	21	2	18	58	

Note: All dimensions are in inches.

**6900 AIRPORT TRENCH GRATE SERIES, EXA**

Extra heavy duty, proof load tested 200,000 lbs.

Bolted assembly recommended

Bolted trench grate units are assembled in 24"

sections using stainless steel 1/2" hex bolts and  
special lock washers

**MATERIAL SPECIFICATIONS:**

Frame - Gray Iron ASTM A48 Class 35

Grate - Ductile Iron ASTM A536, or Gray Iron  
ASTM A48 Class 35



Bolted 24" Assembly  
Illustrated

Catalog Number	A Grate Width	B Seat Depth	C Trench Width	Open Area Sq. In./Ft.
6901M EXA	8	2	6	29
6902M2DI EXA	10	2	8	33
6903M2DI EXA	12	2	10	40
6904M2DI EXA	14	2	12	49
6905M2DI EXA	17	2	15	66
6906M4I EXA	20	2	18	90
6908M4DI EXA	26	2	24	102
6909M4DI EXA	27	2	25	204
6910M2I EXA	34	2	31	138

Note: All dimensions are in inches.

# EJIW EAST JORDAN

IRON WORKS EST.1883

East Jordan Iron Works, Inc.  
Corporate Headquarters

301 Spring St • PO Box 439  
East Jordan, MI 49727-0439

800.626.4653  
231.536.4458 F

ejisales@ejiw.com  
www.ejiw.com

## Suggested **specification** for **tree grate** castings

### GENERAL:

This specification is applicable for gray iron tree grate castings. All castings shall be manufactured in the USA by East Jordan Iron Works. All manufacturers shall be approved suppliers prior to supplying castings.

### MATERIALS:

Gray iron castings shall be manufactured from iron conforming to ASTM A48, Class 35B. The iron material used in products provided shall have a minimum recycled material content of 85%. The recycled materials shall consist of post-consumer material.

### MANUFACTURE:

Castings shall be of uniform quality, free from sand holes, gas holes, shrinkage, cracks and other surface defects. Castings shall be ground smooth and well cleaned by shot blasting. Castings shall be furnished unpainted or as specified by the purchaser.

### CERTIFICATION:

A foundry certification shall be furnished to the purchaser stating that the products supplied are in accordance with this specification.

### MARKING:

Each casting shall be identifiable and show, at a minimum, the following: name of the producing foundry, country of manufacture (such as "Made in USA"), individual part number and cast or heat date. Castings shall include all lettering as shown on the drawings.

### TREE FRAMES & GUARDS:

Tree grate frames and guards shall be made in the USA and manufactured from fabricated steel.



### EJIW SALES & BRANCH OFFICE LOCATIONS BY STATE:

<b>AZ - Phoenix</b> 480.797.3492 602.992.0784 F	<b>MI - Detroit</b> 800.231.3549 248.546.4612 F	<b>OK - Ardmore</b> 580.389.5010 580.389.5012 F
<b>CA - Long Beach</b> 562.528.0258 562.528.0259 F	<b>MI - East Jordan</b> 800.536.4427 231.536.4486 F	<b>OK - Tulsa</b> 918.606.4533 231.536.4622 F
<b>CO - Denver</b> 303.286.8014 303.286.0051 F	<b>MI - Grand Rapids</b> 800.760.3549 616.538.4990 F	<b>OR - Portland</b> 253.863.2255 253.863.1604 F
<b>DE - Middletown</b> 800.325.3549 302.378.1109 F	<b>MI - Lansing</b> 800.566.3549 517.566.7111 F	<b>PA - Pittsburgh</b> 412.795.6000 412.795.6900 F
<b>GA - Atlanta</b> 770.436.7300 770.434.1437 F	<b>MO - Kansas City</b> 816.665.7350 816.903.3955 F	<b>TN - Knoxville</b> 615.369.1357 865.977.9440 F
<b>IL - Chicago</b> 800.344.3549 815.740.1633 F	<b>NC - Raleigh</b> 919.362.7744 919.362.1370 F	<b>TX - Houston</b> 832.467.2005 832.467.2038 F
<b>IN - Hartford City</b> 765.744.1184 765.348.1020 F	<b>NY - New York</b> 973.350.0600 973.350.0601 F	<b>TX - San Angelo</b> 325.653.0105 325.653.0746 F
<b>LA - Denham Springs</b> 888.665.3549 225.665.4306 F	<b>OH - Cleveland</b> 800.692.3549 216.692.3009 F	<b>TX - San Antonio</b> 210.946.3224 210.946.3626 F
<b>MA - Boston</b> 508.586.3130 508.580.2740 F	<b>OH - Columbus</b> 800.871.3549 614.871.3773 F	<b>WA - Seattle</b> 360.651.6144 360.651.6150 F
<b>MD - Baltimore</b> 800.418.3549 410.833.9521 F	<b>OH - Youngstown</b> 330.782.3900 330.781.1044 F	<b>WA - Spokane</b> 253.863.2255 253.863.1604 F

SW2010

see us at  
**Sweets**.com

For the office  
closest to you call  
**800.626.4653**



© East Jordan Iron Works, Inc.  
All Rights Reserved