


# EXTERIOR SUN CONTROL DEVICES

10 71 13/CRL  
BuyLine 8843





- Sunshades
- Glass Awnings
- Aluminum and Steel Canopies



ISO 9001:2000 Certified  
**C.R. LAURENCE COMPANY**  
crlaurence.com | Worldwide Supplier

# CRL ALUMINUM SUNSHADES



An element of sophistication and modern design, sunshades can transform an indistinct building into a space of beauty and expression. CRL Sunshade Systems are a rich complement to the design of any building. Each system is built to your specifications in their Los Angeles facility under strict standards that have earned CRL many prestigious awards for manufacturing excellence. CRL engineers will work with you to create an elegant and functional Sunshade System that is sure to impress.

For additional information, contact CRL Technical Sales at (800) 421-6144 in the U.S., (877) 421-6144 from Canada, or (323) 588-1281 International. Ask for Ext. 7770. You can also e-mail them through their web site at [crlaurence.com](http://crlaurence.com). From the home page click on Contact Us, and then click on Technical Sales for Architectural Metals Products.

## CRL CUSTOM FABRICATED SUNSHADES

- Available in Many Proven Designs or Custom Designed to Meet Your Needs
- Structurally Designed to Meet the Load Values Required on the Project
- Powder Paint or KYNAR® Finishes Available
- Fabricated in CRL Facility for Prompt Service

CRL Sunshades not only provide solar protection but also add to the aesthetics of the building. A Custom Sunshade installation involves a group of talented people to get it right. First, the architect and property owner decides on a plan that meets the building's criteria for visual aesthetics, energy conservation, and budget. Then CRL's Technical Sales Department works with all the parties involved to assure a functioning and attractive Sunshade installation is completed. CRL performs engineering for a safe and long-lasting job, and provides shop drawings for approval. Their Technical Sales is available to help you with your Sunshade and attachment needs at (800) 421-6144 in the U.S., (877) 421-6144 from Canada, or (323) 588-1281 International. Ask for Ext. 7770.



## CRL GLASS AWNINGS

- Complete Hardware System for 9/16" (14 mm) Tempered Laminated Glass Awnings
- Provides Protection From the Weather Without Obstructing the View
- Adjustable Slope for Most Weather Conditions
- All High Grade 316 Alloy Stainless Steel Components for Panel Sizes Up to 48" (1219 mm) Wide and 72" (1829 mm) Long With Two Rods and Mounting Kits
- Easy Installation Allows an Economical and Elegant Solution for Both Commercial and Residential Applications



The CRL Glass Awning Support System will give any entrance an uncomplicated, graceful look. With the use of tempered laminated glass you can add a range of glass colors, textures, and special effects not available with typical monolithic glass. This complements and enhances the design of any building.

The use of eye and fork connections makes the installation of CRL's Awning System quick and easy. The Connecting Rods are designed to make field adjustments on varying job conditions a snap. All components are 316 Alloy Stainless Steel for durability in even the harshest of environments.

For additional information, contact CRL Architectural and Ornamental Metals Technical Sales at (800) 421-6144 in the U.S., (877) 421-6144 from Canada, or (323) 588-1281 International. Ask for Ext. 7770. You can also e-mail CRL through their web site at [crlaurence.com](http://crlaurence.com). From the home page click on Contact Us, and then click on Technical Sales for Architectural Metals Products.



## CRL CANOPIES

- C-Shaped or Tube Shaped Fascias
- Available Materials Include: Aluminum, Stainless Steel, or Painted Steel
- Infill Options Include: Fiberglass Square Screen, Perforated Metals, Aluminum Blades, or Tempered Laminated Glass
- Custom Sizes and Finishes, Made to Your Specifications

CRL fabricates custom Canopies that are both functional and aesthetically pleasing to the eye. They are involved in all phases of your project from initial design to delivery, with every step controlled by processes that meet strict ISO standards. Their Los Angeles, California manufacturing facility staff incorporates fine craftsmanship and experience in the design, fabrication, and finishing of architectural Metal Canopies. Custom brackets, architectural finishes, and canopy infills are always an option, so you won't have to be limited to just a few. CRL specializes in meeting your requirements.

For more information on custom architectural metals contact CRL Technical Sales at (800) 421-6144 in the U.S., (877) 421-6144 from Canada, or (323) 588-1281 International. Ask for Ext. 7770.



# CRL PRODUCTS AND SERVICES

FOR MORE INFORMATION  
ON OTHER CRL PRODUCTS  
SEE SWEET'S SECTIONS:



## CRL Heavy Glass Sliding Doors

- Variety of Styles and Finishes Available for Use With 3/8" or 1/2" Tempered Glass
- Each Unit Custom Built to Fit the Opening
- Saves Valuable Floor Space - Will Not Project Out of the Door Opening



## CRL Laguna Series Pivot Door System

- Mix and Match for Various Configurations
- High Quality Stainless Steel Material
- Maximizes Glass and Minimizes Hardware
- For 3/8" or 1/2" Tempered Glass



## CRL Spider Fittings

- Designed for the 'All-Glass' Look
- Spiders for Fin or Post Supported Applications
- Made of 316 Alloy Stainless Steel in Two Attractive Finishes: Brushed or Polished Stainless
- For Use With 3/8", 1/2" and 13/16" Tempered Glass

### TYPICAL APPLICATIONS:

Malls • Atriums • Museums • Airports • Hotels • Railings



## CRL Patch Hardware System

- Provides Frameless Storefront Appearance
- A Complete Selection of Products Including Patch Fittings, Inserts and Pivots, Lever Locks and Latches, Concealed Overhead and Floor Closers, Door Handles, and Many More Accessories

05 58 00/CRL-8838  
COLUMN COVERS  
05 73 00/CRL-5341  
STRUCTURAL HEAVY  
GLASS RAILING  
07 42 00/CRL-8840  
ROOFING AND SIDING PANELS  
08 42 00/CRL-1676  
ENTRANCES & STOREFRONTS  
08 42 00/CRM-4545  
ENTRANCES & STOREFRONTS:  
Facilities & Owners  
08 44 26.11/CRL-8621  
STRUCTURAL GLASS  
CURTAIN WALLS  
08 56 59/CRL-4964  
SERVICE WINDOWS  
08 71 00/CRL-3069  
DOOR HARDWARE  
08 71 00.14/CRL-7154  
STACKING PARTITION SYSTEMS  
10 28 19/CRL-3068  
TUB & SHOWER DOOR ENCLOSURES  
11 18 00/CRL-6331  
BULLET-RESISTANT PROTECTION  
11 46 16/CRL-5592  
SNEEZE GUARDS/  
PARTITION POSTS

## CRL Specialty Catalogs

Can be viewed online at [crlaurence.com](http://crlaurence.com)



Architectural Hardware

AH07




Door Controls Hardware and Accessories

DC07



Hospitality & Service Hardware

HS07



Architectural Railing Systems

HR09



Frameless Shower Door Hardware and Supplies

SD08



Transaction and Security Hardware

TH09



Architectural Metals

AM09

## Technical Sales



## For All Your Project Requirements

C.R. Laurence Company has a Technical Sales Department to assist with design plans and installation questions. Your job can be made easier with the help of our Technical Sales Representatives who are trained in the newest Hardware Systems, and can offer you detailed diagrams and layout sheets. Ask for Extension 7770.

## VISIT THE WORLD of [crlaurence.com](http://crlaurence.com)



- Access to All CRL Products Through Our Easy-to-Use A to Z Product Index
- See all of the CRL Catalogs
- Technical Articles and Product Support
- Ordering and Shipping Information
- Help in Using the Site
- CRL Locations with Addresses, Directions, Phone and Fax Numbers
- Direct E-Mail Connections to CRL Departments
- Account Policies and Credit Terms
- A Calendar of Industry Trade Shows

SWEETS09-sun control devices