

# ARCHITECTURAL RAILING SYSTEMS

Hand Rails,  
Guard Rails,  
Balustrades,  
Windscreens  
and More ...

MANUFACTURED BY C.R. LAURENCE COMPANY



New Products Engineered and Designed  
for Commercial and Residential Needs

Component and Accessory Items  
Complement Each Product Line



ISO 9001:2000 Certified  
**C.R. LAURENCE COMPANY**  
crlaurence.com | Worldwide Supplier



# CRL Heavy Glass Railing Systems and Components

## Stock Items for "Everyday" Use Custom Items for "Someday" Projects

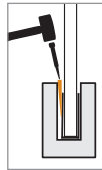
C.R. Laurence Company offers an array of stock items that can make your "everyday" type installation happen quickly and easily. Component items and systems are available from our 20 worldwide locations, allowing project completion to meet all deadlines and expectations. Custom items are available to meet those special design needs.



## Two Systems to Choose From...

### GlassWedge® Dry Glaze System

- A New Method for Quick and Easy Glass Mounting Into Base Shoe
- Save Over 50% in Labor Alone Versus the Wet Glaze Cement Pour Method
- CRL Offers All the Components Necessary to Use This Preferred Method



### Wet Glaze System

- A Tried and True Method to Secure Lites of Glass Into Base Shoe
- Utilizes the New CRL Wet Glaze Pump Kit to Deliver Expanding Cement for Bonding Strength
- CRL Offers a Full Set of Tools and Accessories to Complete the Job



Ready



Set



Done

Plastic Wedge "Isolator" and high strength Aluminum Wedge lock glass panel into the Base Shoe



CRL Wet Glaze Installation Kit




Spacing, Centering, and Sealing Accessories



Expanding Cement, Delivery Systems, and Mixing Accessories


### Base Shoe

Base Shoe attachment to the substrate is extremely critical to the structural integrity of a successful installation, and provides the foundation for the project. Numerous mounting methods are addressed in our full line HR06 Railing Systems Catalog. 10 and 20 foot stock lengths are offered for use with 1/2" to 3/4" (12 to 19 mm) thick glass. Aluminum material is 6063 alloy, T2 temper.



### Cladding

Cladding is available to allow the user to match any of the five popular architectural finishes offered in our Cap Railing. It can be secured to the Base Shoe using Cladding Tape or Silicone that we can provide. Complete attachment instructions are shown in our HR06 Railing Systems Catalog.



### Cap Rails

Premium made "bump-formed" Cap Rails are offered to ensure reduced spring back of the finished rail. Cap Rails are fabricated from 16 or 18 gauge material, depending upon diameter, and are designed for 1/2" to 3/4" (12 to 19 mm) thick glass.



### Corners, Brackets, and Accessories

Various angled Corners, along with Mounting Brackets, Sleeves, End Caps, and numerous other metal fittings are available from stock. Attachment materials such as our Metal Contact Cement ensure a secure and permanent bond. Other accessory items in stock will provide the perfect finishing touch to the installation.





### HRS Structural Glass Railing System

Use CRL's Glass Railing System for projects that are view-oriented. With a sophisticated look, these systems will accept 1/2" to 3/4" (12 to 19 mm) clear or tinted tempered glass infills. Glass Railings also serve as effective wind barriers, further enhancing the outdoor balcony environment.



### ARS Picket Railing System

CRL's Picket Railing System is simple, attractive, and strong. Widely specified for commercial and residential applications, the Picket Railing System utilizes 3/4" (19 mm) square or round vertical pickets. A variety of top rail shapes give design flexibility.




### ARS Aluminum Railing Systems with Glass Infills

CRL's high quality commercial or residential Aluminum Railing Systems are versatile and strong. They utilize infill options of tempered glass, aluminum pickets or stainless steel cable. Each of these systems provides superior color retention, impact resistance, and weatherability in any environment.

### EGR Elevated Glass Railing System

This system provides excellent drainage capability, allowing water and debris to escape beneath the base shoe. Great for high-rise balconies. With seven standard powder coated finishes, this system is suited for both commercial or residential applications.



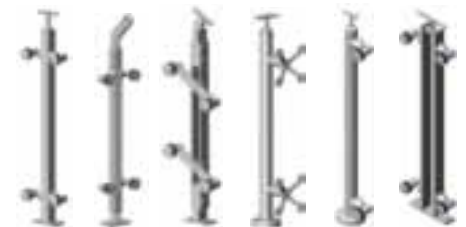
### AWS Windscreen System

Glass pool surrounds and windscreens are very popular in hotel and condo applications. This AWS Windscreen System creates an effective barrier while limiting the confining effect of a typical fence. Used in conjunction with a concrete slab or masonry wall, these innovative systems are highly adaptable, structurally sound, and attractive.



### Frameless Windscreen Clamp System

This Windscreen System gives the 'all-glass' frameless look. It's great for windbreaks, pool deck surrounds, outdoor seating areas, and patios. Available in core-mounted or side-mounted styles for 1/2" (12 mm) tempered glass.



### 'P' Series Post Railing Kits

CRL manufactures a comprehensive selection of Post Railing Kits that combine the durability of stainless steel components with innovative designs and engineering. Designed for interior or exterior Hand Rail and Guard Rail applications. These low maintenance stainless steel post come ready to install.



## CRS Component Railing System for Use with Glass Infill Panels

- Design and Build Custom Post Railings from Stock Parts
- Non-Welded Mechanical Connections for Quick Installation
- Utilizes Our Popular Cap Rails and Companion Parts
- Several Post Mounting Option Available
- Standard Finishes are Polished and Brushed Stainless Steel

If you are looking for a Railing System that is a step above an aluminum system, but do not have the budget for a custom welded stainless steel system, try our new CRL Component Railing System. It combines the strength of popular Cap Rails and Components to create an easy to assemble and install Railing System. Glass Infill Panels are secured without Glass

Clamps, and their bottom edges are protected with an attractive Bottom Cap Rail. Adapter Fittings are bonded using our Metal Contact Cement. Stock CRL System components can be purchased for fabrication, or let our factory do the work for you, providing an easy-to-assemble railing package complete to your specifications.

## Adjustable Wall Protectors



- Great for Elevators or Areas that Require Wall Protection
- Easy to Assemble
- Choose from Two Standard Finish Options
- Custom Powder Coated Finishes Also Available
- Decorative Black End Caps

### FOR MORE INFORMATION ON OTHER CRL PRODUCTS SEE SWEET'S SECTIONS:

- 08 42 00/CRL-1676 ENTRANCES & STOREFRONTS
- 08 42 00/CRM-4545 ENTRANCES & STOREFRONTS: Facilities & Owners
- 08 44 26.11/CRL-8621 STRUCTURAL GLASS CURTAIN WALLS
- 08 56 59/CRL-4964 SERVICE WINDOWS
- 08 71 00/CRL-3069 DOOR HARDWARE
- 08 71 00.14/CRL-7154 STACKING PARTITION SYSTEMS
- 10 28 19/CRL-3068 TUB & SHOWER DOOR ENCLOSURES
- 11 18 00/CRL-6331 BULLET-RESISTANT PROTECTION
- 11 46 16/CRL-5592 SNEEZE GUARDS / PARTITION POSTS

Specialty Catalogs Literature to Add To Your Library




Architectural Railing Systems

HR06



Door Controls Hardware and Accessories

DC07



Hospitality & Service Hardware

HS07



Architectural Hardware

AH07




Frameless Shower Door Hardware and Supplies

SD08



Transaction and Security Hardware

TH04



Truck & Van Accents

TV03

## Technical Sales



### For All Your Project Requirements

C.R. Laurence Company has a Technical Sales Department to assist with design plans and installation questions. Your job can be made easier with the help of our Technical Sales Representatives who are trained in the newest Hardware Systems, and can offer you detailed diagrams and layout sheets. Ask for Extension 7730.



### VISIT THE WORLD of [crlaurence.com](http://crlaurence.com)



- Access to All CRL Products Through Our Easy-to-Use A to Z Product Index
- See all of the CRL Catalogs
- Technical Articles and Product Support
- Ordering and Shipping Information
- Help in Using the Site
- CRL Locations with Addresses, Directions, Phone and Fax Numbers
- Direct E-Mail Connections to CRL Departments
- Account Policies and Credit Terms
- A Calendar of Industry Trade Shows

### CRL CATALOGS ON CD-ROM

CRL Catalogs are also available on CD-ROM in full color PDF (Adobe Acrobat) format. Our CD-ROM puts at your fingertips well over 1,000 printed pages of information from our most recent Specialty and Master Catalogs. Best of all, it's **FREE**. Just request one online at [crlaurence.com](http://crlaurence.com).

SWEET'S 08-RAILING SYSTEMS