


# ARCHITECTURAL HARDWARE

GLASS ENTRANCES and STOREFRONTS



- 'All-Glass' Entrance and Storefront Systems
- Panic Handle Systems
- Structural Glass Fittings
- Commercial Patch Hardware
- Heavy Glass Door Systems
- A Full Line of Accessory Items



ISO 9001:2000 Certified


**C.R. LAURENCE COMPANY**

[crlaurence.com](http://crlaurence.com) | Worldwide Supplier

# CRL WEDGE-LOCK™ DOOR RAILS AND ACCESSORIES



- Full Length Door Rails for Single or Double Doors, Available in Five Different Profiles
- Six Popular Stock Finishes
- Custom Finishes, Lengths and Heights Available
- Stocked for 3/8", 1/2" and 3/4" Glass



2-5/16" Low Profile    4" Tapered    4" Square    6" Square    10" Square

The patented Wedge-Lock™ Glass Securing System is a totally new concept for securing the glass in the Door Rail. No more fumbling with multiple pieces, trying to align them properly. No more time wasted waiting for cement to dry, or in messy clean up.

The Wedge-Lock™ System works by applying pressure evenly along both sides of the glass. Simply tighten the jaw screws, accessed from the hardware pocket of the rail. The screws then draw down a flat stainless steel bar. The steel bar in turn pulls down the gripping jaws. This action then forces the jaws towards one another, creating a tremendous amount of force against the glass, holding it securely in place.

National Technical Systems, a certified laboratory, tested the Wedge-Lock™ Door Rail System at a temperature range from -10° to 150° F, with 1000 pounds of tension load applied. No evidence of movement was detected at any temperature. At an ambient temperature of 75° F, in a "Pull to Failure Test", 6950 pounds of tension was required before any creep (no failure) was detected.

The Wedge-Lock™ Glass Securing System is so unique that it is covered by U.S. Patents 6,434,905 and 6,912,818 B2. Foreign Patents Pending.




*New!*



## Low Profile Door Rails

Only 2-5/16" tall for 1/2" tempered glass. Adjust and align doors without removal. Available in six finishes.



## CRL Sidelite Rails, U-Channel, and Accessories

### CRL Sidelite Rails with Top Load Roll-In Gasket

- Five Styles in Six Stock Finishes
- Sidelite Rails Match Door Rails for Even Sightline

### CRL Combination Wide U-Channel and Narrow Header

- Matches the Width of Door and Sidelite Rails

### CRL Regular and Shallow U-Channel

- Both Depths Available in Five Stock Finishes

### CRL Wet Glaze U-Channel

- 120" and 240" Stock Lengths Available in Seven Finishes
- Custom Finishes Available




Regular U-Channel with Aluminum/Neoprene Setting Block

Wet Glaze U-Channel Shown Shallow U-Channel



Wet Glaze U-Channel



10" Square    6" Square    4" Square    4" Tapered    2-5/16" Low Profile



## CRL Locking Ladder Pulls *New!*

- Available in Seven Different Models
- Locks Operate at a Comfortable Height Above the Floor
- Alloy 316 Brushed Stainless Steel Tubing

Our new Locking Ladder Pulls have a fully concealed deadbolt locking mechanism that is operated at 42" to 48" above the floor. No need to bend, simply turn a key or thumbturn located at a comfortable height above the finished floor to lock or unlock your doors. These Locking Ladder Pulls are intended for use with glass doors made from 3/8" to 1/2" (10 to 12 mm) thick tempered glass. Models available: floor locking, both floor and head locking, and horizontal pulls locking into a jamb or sidelite.

# CRL COMMERCIAL EXIT HANDLES AND STACKING SYSTEMS

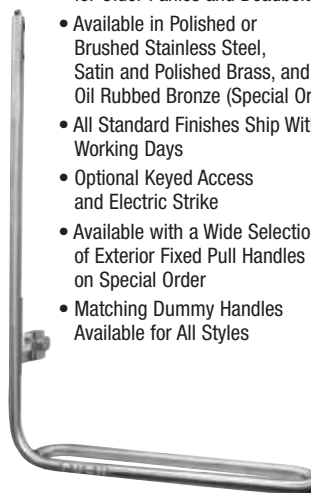
## CRL Panic Handles and Deadbolt Handles

Certification: UL305, ULC/5132-93, and ANSI/BHMA A156.3-2001, Grade 1




Exterior (Operating) Handle Options

- For 1/2" or 3/4" Tempered Glass Doors
- Can Be Used as a Replacement for Older Panics and Deadbolts
- Available in Polished or Brushed Stainless Steel, Satin and Polished Brass, and Oil Rubbed Bronze (Special Order)
- All Standard Finishes Ship Within 5 Working Days
- Optional Keyed Access and Electric Strike
- Available with a Wide Selection of Exterior Fixed Pull Handles on Special Order
- Matching Dummy Handles Available for All Styles



## Exterior Handle Combinations for Doors with CRL Panic, Deadbolt or Electronic Egress Control Handles



## CRL Electronic Egress Control Handles

- For 1/2" or 3/4" Tempered Glass Doors
- For Interior and Exterior Applications
- Maintain Security and Aesthetics
- Available in Polished or Brushed Stainless Steel, Satin and Polished Brass, and Oil Rubbed Bronze (Special Order)
- Custom Sizes with Standard Finishes Ship Within 5 Working Days

## Locking Options



## CRL's Versatile SPS Stacking Partition System

Featuring Intelli-Track™

(For Glass, Aluminum or Wood Panels)

### Typical Applications:

- Retail Stores and Malls
- Convention Centers
- Restaurants and Eateries
- Automobile Dealerships
- Banquet Halls
- Reception Areas
- Stadium Club Boxes

- 1/2" or 3/4" Tempered Glass Doors
- Provides the 'All-Glass' Look When Closed and the 'Wide Open' Look When Opened
- Maintain Security and Aesthetics
- Available in Five Standard Finishes
- A Large Variety of Parking Configurations to Accommodate Almost Any Installation

For More Information See Sweet's Section: 08 71 00.14/CRL BuyLine 7154



The newest and most versatile option for 'all-glass' walls and partitions is CRL's patent-pending Stacking Partition System (SPS). When you specify the SPS your installation options are virtually unlimited because the individual SPS components allow you to design stacking doors to fit almost any situation. Whether you need to partition off interior spaces, or provide movable 'all-glass' panels for a storefront or other public areas you can select SPS with full assurance that the system will be easy to work with, easy to install, and easy to operate.

# MORE CRL PRODUCTS AND INFORMATION

SEE OTHER SWEET'S SECTIONS WITH CRL PRODUCTS:

- 05 58 00/CRL-8838  
COLUMN COVERS
- 05 73 00/CRL-5341  
STRUCTURAL HEAVY GLASS RAILING
- 07 42 00/CRL-8840  
ROOFING AND SIDING PANELS
- 08 42 00/CRL-1676  
ENTRANCES & STOREFRONTS:
- 08 44 26.11/CRL-8621  
STRUCTURAL GLASS CURTAIN WALLS
- 08 56 59/CRL-4964  
SERVICE WINDOWS
- 08 71 00/CRL-3069  
DOOR HARDWARE
- 08 71 00.14/CRL-7154  
STACKING PARTITION SYSTEMS
- 10 28 19/CRL-3068  
TUB & SHOWER DOOR ENCLOSURES
- 10 71 13/CRL-8843  
EXTERIOR SUN CONTROL DEVICES
- 11 18 00/CRL-6331  
BULLET-RESISTANT PROTECTION
- 11 46 16/CRL-5592  
SNEEZE GUARDS/PARTITION POSTS



## CRL Heavy Glass Sliding Doors

- Variety of Styles and Finishes Available for Use With 3/8" or 1/2" Tempered Glass
- Each Unit Custom Built to Fit the Opening
- Saves Valuable Floor Space - Will Not Project Out of the Door Opening




## CRL Laguna Pivot Door System

- Mix and Match for Various Configurations
- High Quality Stainless Steel Material
- Maximizes Glass and Minimizes Hardware
- For 3/8" or 1/2" Tempered Glass

## CRL Headers for Every Application

CRL Stock Size Headers for Overhead Concealed Door Closers



CRL Custom Length Door Headers With Glazing Pocket



CRL Hat Channel Door Closer Header for Single and Double Doors



CRL Floating Header for Overhead Concealed Door Closers



## CRL Spider Fittings

- Designed for the 'All-Glass' Look
- Spiders for Fin or Post Supported Applications
- Made of 316 Alloy Stainless Steel in Two Attractive Finishes: Brushed or Polished Stainless
- For Use With 3/8", 1/2" and 13/16" Tempered Glass

TYPICAL APPLICATIONS:

Malls • Atriums • Museums • Airports • Hotels • Railings



## CRL Patch Hardware System

- Provides Frameless Storefront Appearance
- A Complete Selection of Products Including Patch Fittings, Inserts and Pivots, Lever Locks and Latches, Concealed Overhead and Floor Closers, Door Handles, and Many More Accessories

## VISIT THE WORLD of [crlaurence.com](http://crlaurence.com)



- Access to All CRL Products Through Our Easy-to-Use A to Z Product Index
- View All Current CRL Catalogs Online
- New CRL Products and Services
- Technical Articles and Product Support
- Ordering and Shipping Information
- Help in Using the Site
- CRL Locations with Addresses, Directions, Phone and Fax Numbers
- Direct E-Mail Connections to CRL Departments
- Account Policies and Credit Terms
- A Calendar of Industry Trade Shows

Visit our "[Installation Image Gallery](http://crlaurence.com)" @ [crlaurence.com](http://crlaurence.com) to see beautiful completed jobs using CRL products.

CRL Specialty Catalogs Can be viewed online at [crlaurence.com](http://crlaurence.com)



Architectural Hardware

AH07



Door Controls Hardware and Accessories

DC07



Hospitality & Service Hardware

HS07



Architectural Railing Systems

HR09



Frameless Shower Door Hardware and Supplies

SD08



Transaction and Security Hardware

TH09



Architectural Metals

AM09

SWEET'S 09-AH owners and facility managers