



# DUNBARTON

*Door and Entry Systems*



*Steel Door Frame Products*

**REDIFRAME™**

*Door Frames*

# The ORIGINAL Pre-Finished, Fire-Rated Steel Door Frame



## Rediframe Fixed Frame 18 or 20 Gauge Steel

Rediframe is a prefinished fixed throat steel door frame designed for interior and exterior applications where the strength of a steel door frame is desired. Especially suited for new construction and light commercial applications: hotel/motel, assisted living, or residential.

- 1-3/8" and 1-3/4" doors
- 17 Standard wall sizes
- Over 70 custom profiles available, from 2-5/8" to 13"
- 5/8" stop height
- Demountable without damage to the finished wall, door or frame
- Standard frame is cold-rolled steel per ASTM A366
- Standard casing is 22-gauge cold-rolled steel per ASTM A366.
- 3-1/2", 4" and 4-1/2" hinge preps
- 2-3/4" T-strike prep
- Embossed 90 minute neutral and positive pressure fire label; wood or steel stud.

### Options

- S56 Steel Colonial casing, aluminum casing, or wood casing prep.
- Galvanized Standard Casing (A-40)
- Galvanized Frame (A-40)
- Cased opening, Dutch, single swing, communicating and pair doors, pocket, borrowed lites, transom and sidelites.
- Special hinge or strike location
- Non-standard wall size
- Universal Hinge Prep (no charge)
- 4-7/8" Adjustable ASA strike prep (no charge)
- 2-3/4" Deadbolt strike
- 2-1/4" Full lip strike (1-3/4" doors)



## Kerf Rediframe Fixed Frame for Weatherstripping 18 or 20 Gauge Steel

Kerf profile option for Rediframe is a fixed throat steel door frame designed for interior and exterior applications where the strength of a steel door frame is desired. Especially suited for new construction and light commercial applications: hotel/motel, assisted living, or residential.

- 1-3/4" doors only
- 12 Standard wall sizes
- Over 60 custom profiles available, ranging from 4" to 13"
- 5/8" stop height
- Demountable without damage to the finished wall, door or frame
- Standard frame is cold-rolled steel per ASTM A366
- Standard casing is 22-gauge cold-rolled steel per ASTM A366.
- 4" and 4-1/2" hinge preps
- 2-3/4" T-strike prep
- Embossed 90 minute neutral and positive pressure fire label; wood or steel stud.

### Options

- S56 Steel Colonial casing, aluminum casing, or wood casing prep.
- Galvanized Standard Casing (A-40)
- Galvanized Frame (A-40)
- Special hinge or strike location
- Non-standard wall size
- Universal Hinge Prep (no charge)
- 4-7/8" adjustable ASA strike prep (no charge)
- 2-3/4" Deadbolt strike
- 2-1/4" Full lip strike (1-3/4" doors)



## Rediflex® Adjustable 18 or 20 Gauge Steel\*

Rediflex is an adjustable throat steel door frame designed for interior and exterior applications where varying wall sizes must be accommodated and for prehangng. Residential or light commercial, new or remodeling construction.

- 1-3/4" doors only
- 4" to 12-1/4" wall sizes (1-1/4" adjustment)
- 5/8" stop height
- Single and pair doors
- Demountable without damage to the finished wall, door or frame
- Standard frame is cold-rolled steel per ASTM A366
- Standard casing is 22-gauge cold-rolled steel per ASTM A366
- 4" and 4-1/2" hinge preps
- 2-3/4" T-strike prep
- Embossed 90 minute neutral and positive pressure fire label; wood or steel stud.

### Options

- S56 Steel Colonial casing, aluminum casing, or wood casing prep.
  - Galvanized Standard Casing (A-40)
  - Galvanized Frame (A-40)
  - Special hinge or strike location
  - Dutch Door
  - Universal Hinge Prep (no charge)
  - 4-7/8" adjustable ASA strike prep (no charge)
  - 2-3/4" Deadbolt strike
  - 2-1/4" Full lip strike (1-3/4" doors)
  - Threshold prep
- \*Base side: 18 or 20 gauge  
Closure side: 18 or 22 gauge



## Kerf Rediflex® Adjustable for Weatherstripping 18 or 20 Gauge Steel\*

Kerf profile option for Rediflex is an adjustable throat steel door frame designed for prehang applications. Residential or light commercial, new or remodeling construction.


- 1-3/4" doors only
- 4" to 12-1/2" wall sizes (1" adjustment)
- 5/8" stop height
- Demountable without damage to the finished wall, door or frame
- Standard frame is cold-rolled steel per ASTM A366
- Prepped with anchoring holes with vision slot for wood casing.
- 4" and 4-1/2" hinge preps
- 2-3/4" T-strike prep
- Embossed 90 minute neutral and positive pressure fire label; wood or steel stud.

### Options

- S56 Steel Colonial casing, aluminum casing, or steel casing prep optional.
- Galvanized Standard Casing (A-40)
- Galvanized Frame (A-40)
- Special hinge or strike location
- Accommodates non-standard wall size
- Universal Hinge Prep (no charge)
- 4-7/8" adjustable ASA strike prep (no charge)
- 2-3/4" Deadbolt strike
- 2-1/4" Full lip strike (1-3/4" doors)
- Threshold prep


\*Base side: 18 or 20 gauge  
Closure side: 18 or 22 gauge

## Customize Rediframe with Casing Options



### Steel

Pre-finished **galvanized** steel designed for ease of installation. Standard on all Rediframe products except Kerf Rediflex. (1-1/2" width)



### Aluminum

Modern, sculptured lines in durable pre-finished aluminum. Available in same color finishes as steel. (1-1/2" width)




### S56 Steel Colonial

Specially designed corner clips align galvanized S56 to standard Rediframe casing clips. Available in same color finishes as steel. (2-1/4" width)



### Rosette

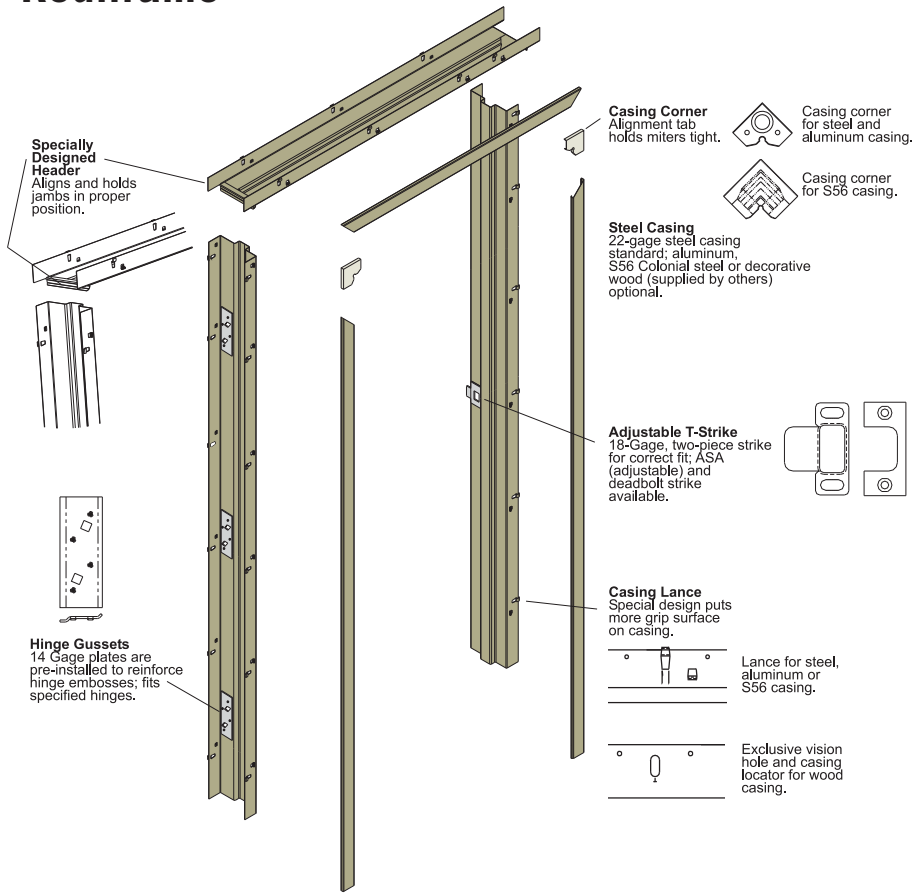
**New!** Elegant Rosette gives standard steel casing a truly unique look. Available in Bright White, Ivory and Rediframe Brown. (1-1/2" width)




### Wood

Finish Rediframe with decorative wood casing (supplied by others). Paint, stain ... whatever fits the decor (profile and width varies).

# Rediframe®




## NEW! ASA ADJUSTABLE Strike Emboss



Specially designed strike emboss and backup plate allow for 1/16" adjustment.

- Easy Installation:
  - Loosen screws
  - Adjust Strike
  - Retighten
- No Grinding Strike Plates!
- Patented



## Fire Ratings

### UL 10B (NEUTRAL) and UL10C (POSITIVE) FIRE RATINGS

REDIFRAME® / KERF REDIFRAME® PREFINISHED DOOR FRAMES

\*SINGLE AND PAIR DOOR FRAMES (1-3/4" DOOR)

Rating	Maximum Opening Size	*Minimum Wall Size	Frame Gauge	Test Standard	Edge Seals	
90 min.	4'0" x 9'0"	3-1/2"	18 or 20	Neutral	Not Required	Cat. A Doors: No additional edge seals required.
90 min.	8'0" x 9'0"	3-1/2"	18 or 20	Neutral	Not Required	Cat. B Doors: Additional Category G edge seals required.
90 min.	4'0" x 9'0"	3-1/2"	18 or 20	Positive	*Listed	
90 min.	8'0" x 9'0"	3-1/2"	18 or 20	Positive	*Listed	

\*4" Minimum Wall for Kerf Rediframe

"S" Smoke and Draft label; applicable only if listed Category H Smoke and Draft Control Gasket is applied.

SIDELITE / TRANSOM ASSEMBLY FRAMES (1-3/4" DOORS) MAXIMUM ASSEMBLY SIZE — 10' Width x 10' Height

Rating	Minimum Wall Size	Maximum Glass Width	Maximum Glass Height	Frame Gauge	Glass Type	Test Standard	Maximum Door Size	Glazing Material	Max. Assembly Size
45 min.	3-1/2"	24"	106"	18 or 20	Wire	Neutral	3'0" x 9'0"	Not Required	10'0" x 10'0"
45 min.	3-1/2"	36"	36"	18 or 20	Wire	Neutral	3'0" x 9'0"	Not Required	10'0" x 10'0"
45 min.	3-1/2"	36"	94"	18 or 20	Ceramic	Neutral	3'0" x 9'0"	Listed	10'0" x 10'0"
45 min.	3-1/2"	24"	106"	18 or 20	Wire	Positive	3'0" x 9'0"	Listed	10'0" x 10'0"
45 min.	3-1/2"	36"	94"	18 or 20	Ceramic	Positive	3'0" x 9'0"	Listed	10'0" x 10'0"

#### FIRE WINDOW FRAMES

Rating	Minimum Wall Size	Maximum Glass Width	Maximum Glass Height	Frame Gauge	Glass Type	Test Standard	Glazing Material	Max. Assembly Size
45 min.	3-1/2"	24"	106"	18 or 20	Wire	Neutral	Not Required	10'0" x 10'0"
45 min.	3-1/2"	36"	36"	18 or 20	Wire	Neutral	Not Required	10'0" x 10'0"
60 min.	3-1/2"	36"	36"	18 or 20	Wire	Neutral	Listed	9'4" x 3'0"
45 min.	3-1/2"	24"	106"	18 or 20	Wire	Positive	Listed	10'0" x 10'0"
45 min.	3-1/2"	36"	94"	18 or 20	Ceramic	Positive	Listed	10'0" x 10'0"

#### REDIFLEX® ADJUSTABLE FRAMES

Rating	Minimum Wall Size	Base Gauge	Closure Gauge	Maximum Frame Size	Test Standard	Edge Seals
90 min.	4"	18 or 20	22 or 18	3'6" x 7'1"	Neutral	Not Required
90 min.	4"	18	22 or 18	3'0" x 8'0"	Neutral	Not Required
60 min.**	4"	18	22 or 18	6'0" x 8'0"	Neutral	Not Required
90 min.	4"	18	22 or 18	3'0" x 8'0"	Positive	*Listed
60 min.**	4"	18	22 or 18	6'0" x 8'0"	Positive	*Listed

\*\*Reinforcing screws required

ALL RATINGS ARE SUITABLE FOR STEEL, ALUMINUM, S56 STEEL COLONIAL OR WOOD TRIM.












## Finishes

Prefinished Rediframe is available in eight standard colors. "Custom color" selections can be matched to ensure the finished product will meet specifications. Custom colors will ship three weeks after final approval.

Rediframe is finished in a state-of-the-art paint assembly line with electrostatically-applied, baked-on enamel. Paint finish meets or exceeds 200 hour salt spray test per ASTM-B117-97. Painted finishes also finished 700 hour humidity test per ASTM-D1735-87.

Rediframe is available in cold rolled steel or galvanized zinc coating.

### Standard Color Selections

	
Rediframe Brown	Bright White
	
Ivory	Prime Gray
	
Mojave (option)*	Light Gray (option)*
	
Tan Prime (option)*	Alusteel (option)*
	*Indicates upcharge
Black (option)*	

### Custom Colors

Rediframe can match YOUR custom color! Custom colors can be matched to your specifications. Colors shown are samples. Contact factory for lead times and pricing.

	
Cabernet (special)	Carorat Purple (special)
	
Lafayette Green (special)	Dark Blue (special)
	
Jans Tan (special)	Marriott-1 Beige (special)
	
Ruby Red (special)	Ochre Tan (special)
	
White Smoke (special)	Blue Reef (special)

## Warranty

The Warranty for REDIFRAME STEEL FRAMES manufactured by DUNBARTON DOOR AND ENTRY SYSTEMS is to the original consumer purchaser to be free from defects in material and workmanship for a period of one (1) year from the date of purchase.

REDIFRAME products manufactured with galvanized steel are warranted against rusting for a period of one (1) year from the date of purchase, provided the finish has not been cut or abraded through the metal. **Galvanized steel should be used for exterior applications and where air has a high salt content or in locations with high humidity; see specifications.**

This warranty is applicable only when the product(s) covered by it have been installed in accordance with the recommended written installation instructions of REDIFRAME and with established building practices, have been accorded treatment which is considered good practice in the building industry regarding storage and maintenance, and have been subject only to normal use. Because REDIFRAME cannot control the manner in which its products are handled after leaving its premises, this warranty does not apply to the finish or accessories of any product.

ANY AND ALL IMPLIED WARRANTIES HERETO ARE LIMITED TO ONE (1) YEAR FROM THE DATE OF PURCHASE.

Some states do not allow limitations on how long an implied warranty lasts, so the above limitations may not apply to you. In the event the original consumer purchaser of any REDIFRAME product believes that the frame or any parts thereof covered by this warranty are defective, a letter outlining the alleged defect should be sent postage prepaid to the following address:

**DUNBARTON DOOR AND ENTRY SYSTEMS**  
P.O. Box 6416  
Dothan, Alabama 36302-6416

Any REDIFRAME product, or any parts thereof covered by this warranty which, upon inspection by an authorized representative of DUNBARTON, are found by said representative to be defective will be repaired, replace, or at the option of DUNBARTON, the purchase price of the frame or part will be refunded and does not include labor, installation costs, finishing costs, or indirect or consequential damages of any nature. Some states do not allow the exclusion or limitation of incidental or consequential damages, so the above limitation or exclusion may not apply to you.

This warranty gives you specific legal rights, and may also have other rights which vary from state to state.

## Specifications

### PART 1 GENERAL

#### 1.1 DESCRIPTION

- A. Furnish factory prefinished or primed steel door frames for interior and exterior doors. Refer to architectural drawings, schedules, and details for required types and sizes of frames.
- B. See Division 8 for information on doors, hardware, glazing, etc.

#### 1.2 QUALITY ASSURANCE

- A. Prefinished or primed steel door frames shall be as manufactured by Rediframe Products Division.
- B. Approved equal complying with product standards, features, and construction specified herein.
- C. Assembly and installation, including field modifications, shall be performed by qualified workmen who have been approved by the architect or owners' representative.

#### 1.3 SUBMITTALS

- A. Submit manufacturer's specifications for fabrication showing details of design, construction, and installation substantiating that products comply with requirements specified.
- B. Submit shop drawings for architects approval including all necessary information for fabrication and installation of the work to be done in this section.
- C. Provide as prototypes, detail drawings, and color chips as needed for selection or approval by the architect.

#### 1.4 DELIVERY, STORAGE, AND HANDLING

- A. Deliver prefinished or primed steel frames cartoned, stretch wrapped, and palletized to provide protection during transit and job storage.
- B. Inspect frames upon delivery for damage. Remove and replace damaged or defective frames prior to final inspection.
- C. Store frames at building site under cover. Place cartons on wood sills at least 4" high or otherwise store on floors in a manner that will prevent rust and damage.

### PART 2 PRODUCTS

#### 2.1 FRAMES

- A. Roll form or break frames to sizes and shapes shown on approved drawings.
- B. Hinge jambs shall be embossed for template hinges and reinforced with a zinc plated

14-gauge gusset.

- C. Strike jambs shall be embossed for 2 3/4" T-strike, 4 7/8" adjustable ASA strike or 2 3/4" deadbolt strike as specified.
- D. Each frame shall be punched around the perimeter of the face to anchor the frame to the wall.
- E. Frames shall be lanced on the face of the frame when snap-on casing is to be applied.
- F. Frames shall be punched for vision slot with nail holes only when wood molding is to be applied.
- G. Standard steel snap-on casing shall be manufactured in 22-gauge cold-rolled or galvanized (A40) (option) steel or .050" aluminum extrusion 6063T5 alloy. S56 steel colonial casing shall be manufactured in cold-rolled or galvanized (A40) (option) steel and be a minimum of 2-1/4" width.
- H. Wood molding to be supplied by others.

#### 2.2 TYPES

- A. 18-gauge or 20-gauge cold-rolled or galvanized steel to be used in commercial applications.
- B. 18-gauge non-kerf adjustable throat frame, cold-rolled or galvanized steel.
- C. 20-gauge non-kerf adjustable throat frame, cold-rolled or galvanized steel.
- D. 18-gauge kerfed adjustable throat frame, cold-rolled or galvanized steel.
- E. 20-gauge kerfed adjustable throat frame, cold-rolled or galvanized steel.

#### 2.3 FINISHES

- A. Rediframe finish shall be electrostatically baked on enamel on a cleaned and phosphate-treated surface with paint film thickness approximately 1.0 mil.
- B. Provide touch-up paint for all factory prefinished frames.

### PART 3 EXECUTION

- A. Verify opening dimensions with the architectural plans and shop drawings.
- B. Install frames plumb and square using the door as a template to assure alignment of the door and frame.
- C. Secure the frame to the wall per manufacturer's specifications.
- D. Repair all damaged or defective frames prior to job closeout or final inspection.



# REDIFRAME™

## Steel Door Frames

P.O. Box 6416 Dothan, AL 36302-6416  
800-633-7553 334-794-0661 334-793-3462 fax  
www.dunbarton.com rediframe@dunbarton.com

