

















BASYS™ At-a-Glance

	 Low A modest profile minimizes vandalism potential, making the Low ideal for high-use, low-security environments. Capacitance provides extra assurance with components protected below-deck. EFX-3	 Low Integrated Base Ideal for the most demanding high-use environments. The integrated base offers added durability via two attachment points. The capacitance model is especially robust. EFX-6	 Mid This model provides optimal height and proportions for effective hand washing, making it well-suited for most restroom environments. EFX-2	 High The tall profile offers a distinct aesthetic as well as an optimized delivery angle that permits a greater wash area. Users can scrub past their forearms if desired. EFX-1	 Wall Elimination of the deck translates into uninterrupted clearance and a striking appearance. The spout attaches directly to a valve box in the wall, making this body type easy to install and secure. EFX-8
Ideal for	High-use environments	Demanding environments (intense use, high traffic, low security)	Basic use Moderate traffic	Environments with professional hygiene requirements	Medium-use environments
Crowns	Bowed Display Only (IR) Solar Only (IR) Solar + Display (IR)	Bowed Display Only (IR) Solar Only (IR) Solar + Display (IR)	Bowed Display Only Solar Only Solar + Display	Bowed Display Only Solar Only Solar + Display	Bowed Display Only Solar Only Solar + Display
Sensing, Power + Mix	Active Infrared  None Integrated Side Mixer	Active Infrared  None Integrated Side Mixer	Active Infrared  None Integrated Side Mixer	Active Infrared  None Integrated Side Mixer	Active Infrared  None Integrated Side Mixer
	Capacitance  None Below Deck Mechanical Below Deck Thermostatic	Capacitance  None Below Deck Mechanical Below Deck Thermostatic			
Battery type	Alkaline	Alkaline	Alkaline	Alkaline	Lithium
Plate Options	4" 8"	...	4" 8"	4" 8"	...
Drain Pop-up	No	No	Optional	Optional	No

 Hardwired
  Battery Operated
  Solar
  Turbine

UNIVERSAL SPECIFICATIONS

Flow Rates	0.50 gpm Multi-laminar Spray • 1.5 gpm Full Stream Aerated • 1.5 gpm Full Stream Laminar
Voltage Adapters	US Plug • UK Plug • EU Plug • Box-style • None
Finishes	Standard: Bright Chrome • Special Finish: Satin Chrome
Warranty	Three-year Limited Warranty

Build your Basys faucet with
 our new online Faucet Builder:
sloanvalve.com/basys

