

# WIREMOLD®

## Pedestal Style Poke-Thru Devices


### High Capacity Multiservice Power & Communication Poke-Thru Devices



Protection from water, dirt, and debris.

Wiremold® Pedestal Style Poke-Thru Devices are an ideal solution for bringing large capacity power and communication services to workstations in an open space, above-grade floor environment. Every Wiremold Pedestal Poke-Thru Device comes with built-in TopGuard protection, an industry-leading design that meets and exceeds UL scrub water exclusion requirements for tile and carpet floors. Topguard protection prevents water, dirt, or debris from entering the power and communication compartments located below the floor, through the service head or floor fittings.

All Wiremold Pedestal Poke-Thru Devices can be installed on tile, carpet, or wood covered floors. Each of these devices provides an excellent solution for both new or retrofit construction, with typical applications that include commercial office buildings, financial institutions, and government facilities.



FIT with 241 Series Service Head on carpet floor.



RC9GHBTC Pedestal Poke-Thru Device on tile floor.

#### FEATURES & BENEFITS

- **Available in single- or double-width service heads.** Greater flexibility and capacity to meet customer power and communication requirements with lower initial cost.
- **RC91GHBTC/RC92GHBTC Series provides a combination of one 1 1/4" and one 1/2" trade size conduit stem.** Allows additional space to accommodate communication cables.
- **FIT Series provided with one 1" trade size divided conduit stem.** Allows for dual service capability.
- **Variety of faceplate configurations available.** Flexibility to configure service fittings to meet workstation requirements now and in the future, reducing overall life cycle costs.
- **FIT Series is fire-rated for up to 4-hour rated floors. The RC91GHBTC and RC92GHBTC are fire-rated for up to 2-hour fire-rated floors.** Maintains the 2- or 4-hour fire rating of the floor.
- **"Step-on-it" installation.** Quick and easy installation without the need for additional fasteners or a second installer.
- **TopGuard Protection.** Integral design component that prevents water, dirt and debris from entering power and communication compartments. Whenever you see the TopGuard protection icon on any Wiremold product, you'll know it meets and exceeds UL scrub water exclusion requirements for tile and carpet floors.
- **Datacom connectivity options.** Accepts industry standard and proprietary devices from a wide range of manufacturers to provide a seamless and aesthetically pleasing interface for voice, data, audio, and video applications at the point-of-use.
- **UL Listed and UL Fire Classified to U.S. and Canadian safety standards for tile and terrazzo.** Includes the new UL requirements under UL514A and UL 514C for the scrub water exclusion test for carpet and wood covered floors.

## Pedestal Style Poke-Thru Device Specifications

### 2" Diameter Hole

POKE-THRU SERIES		FIT Series	FIT Series
CAPACITY		Single Width 200H/BTC Service Head	Double Width 241H/BTC Service Head
UL FIRE CLASSIFICATION		Four (4) Hours	Four (4) Hours
UL SCRUB WATER PROTECTION		TopGuard™	TopGuard™
MAXIMUM CABLE FILL	POWER*	Three (3) #12 AWG .01536 Sq. in. [9.91 mm <sup>2</sup> ]	Seven (7) #12 AWG .03584 Sq. in. [23.12 mm <sup>2</sup> ]
	COMMUNICATIONS*	Fifteen (15) Cat 6/Channel .05020 Sq. in. [32.39 mm <sup>2</sup> ]	Fifteen (15) Cat 6/Channel .05020 Sq. in. [32.39 mm <sup>2</sup> ]
FLANGE/COVER DIAMETER		4 5/8" x 4 x 2 5/8" [118mm x 235mm x 69mm]	4 5/8" x 4 x 2 5/8" [118mm x 235mm x 69mm]
CONDUIT/STEM DIAMETER		One (1) 1" Trade Size Conduit	One (1) 1" Trade Size Conduit
SERVICE HEAD CONSTRUCTION		Aluminum	Aluminum
COVER COLORS		Brushed Aluminum	Brushed Aluminum

**NOTE: For modular prewired Walkerflex® versions, see the Walkerflex® product specification.**

### 3" Diameter Hole

POKE-THRU SERIES		RC91GHBTC Series	RC92GHBTC Series
CAPACITY		Single Width Service Head	Double Width Service Head
UL FIRE CLASSIFICATION		Two (2) Hours	Two (2) Hours
UL SCRUB WATER PROTECTION		TopGuard™	TopGuard™
MAXIMUM CABLE FILL	POWER*	Three (3) #12 AWG .01536 Sq. in. [9.91 mm <sup>2</sup> ]	Ten (10) #12 AWG .05120 Sq. in. [33.03 mm <sup>2</sup> ]
	COMMUNICATIONS*	Fifteen (15) Cat 6/Channel .05020 Sq. in. [32.39 mm <sup>2</sup> ]	Thirty-One (31) Cat 6A/Channel .004 Sq. in. [2.58 mm <sup>2</sup> ]
FLANGE/COVER DIAMETER		4 5/8" x 4 x 2 5/8" [118mm x 235mm x 69mm]	4 5/8" x 4 x 2 5/8" [118mm x 235mm x 69mm]
CONDUIT/STEM DIAMETER		One (1) 1/2" & One (1) 1 1/4" Trade Size Conduit	One (1) 1/2" & One (1) 1 1/4" Trade Size Conduit
SERVICE HEAD CONSTRUCTION		Aluminum	Aluminum
COVER COLORS		Brushed Aluminum	Brushed Aluminum

**NOTE: For modular prewired Walkerflex® versions, see the Walkerflex® product specification.**

## FIT Series Poke-Thru Specifications

### Copper Cross Section:

The copper cross-sectional area determines the amount of wire fill capacity in a poke-thru device. Unlike other wire and cable management systems that utilize wire fill capacity, a poke-thru device is UL tested under fire conditions to determine the maximum amount of copper conductors that will pass through a poke-thru device, while maintaining the fire-rating of the concrete slab. The FIT with 200 or with 241 Series Service Heads are UL Classified to U.S. and Canadian safety standards (see complete marking on product) to accommodate the following:

### Maximum Allowable Copper Cross Sectional Area:

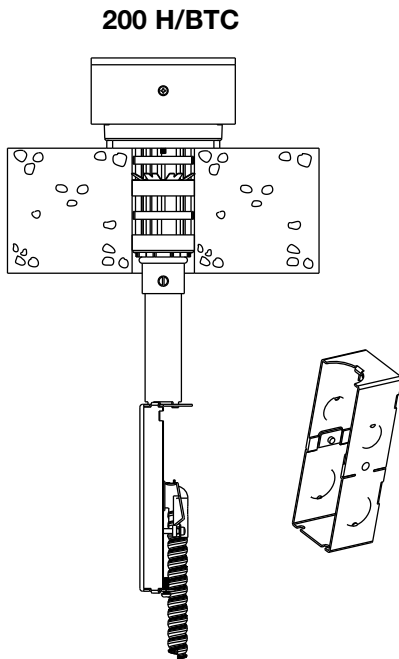
**200 Series Service Head (Power/Communication Combined).**

Power compartment = .01536 sq. in. [9.91mm<sup>2</sup>].

Communication compartment = .05020 sq. in. [32.39mm<sup>2</sup>].

**200 Series Service Head (Power only) = .06656 sq. in. [42.94mm<sup>2</sup>].**

**200 Series Service Head (Communication only) = .06526 sq. in. [42.10mm<sup>2</sup>].**



### 241 Series Service Head

(Power/Communication Combined).

Power compartment = .03584 sq. in.

[23.12mm<sup>2</sup>]. Communication compartment = .05020 sq. in. [32.39mm<sup>2</sup>].

### 241 Series Service Head

(Power only) = .08192 sq. in. [52.85mm<sup>2</sup>].

### 241 Series Service Head

(Communication only) = .08534 sq. in. [55.06mm<sup>2</sup>].

### Junction Box:

Supplied with every insert. 16-gauge C.R.S. galvanized box having the following cubic content, complete with 1/2" and 3/4" trade size knockouts. (Power only .....30 cu. in. [492cu cm]. Combination.....25 cu. in. [410cu cm]).

**NOTE: The FIT Series Poke-Thru requires a 2" [51mm] cored hole.**

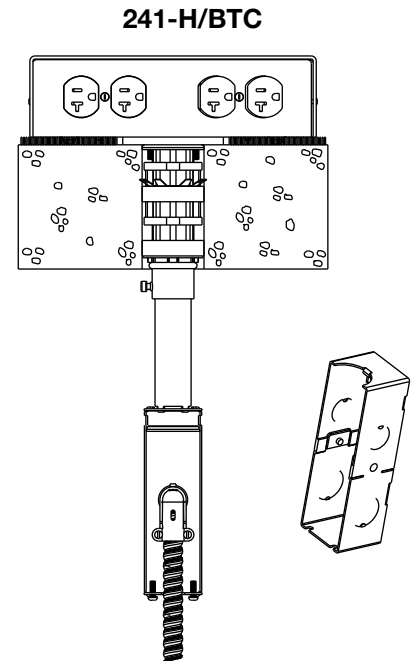
### Copper Cross Sectional Area of Commonly Used Conductors

Size	Solid	
#24	.00032 sq. in.	[.20645mm <sup>2</sup> ]
#23	.00040 sq. in.	[.258mm <sup>2</sup> ]
#22	.00050 sq. in.	[.32258mm <sup>2</sup> ]
#12	.00512 sq. in.	[3.30321mm <sup>2</sup> ]
#10	.00815 sq. in.	[5.25805mm <sup>2</sup> ]
# 8	.01296 sq. in.	[8.36127mm <sup>2</sup> ]

**NOTE: Use above values for solid or stranded conductors.**

### Floor Coverings:

The poke-thru device is fire rated for carpet covered floors, tile floor coverings up to 3/4" [19.1mm] maximum thickness, and linoleum floor coverings up to a maximum of 1/8" [3.2mm] thickness. For other floor coverings not listed above, consult factory.



	HOLE SIZE MINIMUM	HOLE SIZE MAXIMUM
FIT	2 1/32" [52mm]	2 1/8" [54mm]

**CAUTION: These devices meet all UL scrub water requirements, but are not suitable for wet or damp locations, or other areas subject to saturation with water or other liquids such as commercial kitchens.**

### I M P O R T A N T !

The above maximum copper cross sectional area values are for each individual power and communication compartment. **DO NOT** add values together for any one compartment.

## RC91GHBTC & RC92GHBTC Series Specifications

### Copper Cross Section:

The copper cross-sectional area determines the amount of wire fill capacity in a poke-thru device. Unlike other wire and cable management systems that utilize wire fill capacity, a poke-thru device is UL tested under fire conditions to determine the maximum amount of copper conductors that will pass through a poke-thru device, while maintaining the fire-rating of the concrete slab. The Multiservice Series is UL Classified to U.S. and Canadian safety standards

(see complete marking on product) to accommodate at a maximum the following:

### Maximum Allowable Copper Cross Sectional Area:

**291 Series Service Head (Power/Communication Combined).**

Power compartment = .01536 sq. in. [9.91mm<sup>2</sup>].

Communication compartment = .05020 sq. in. [32.39mm<sup>2</sup>].

**291 Series Service Head (Power only) =**

.06656 sq. in. [42.94mm<sup>2</sup>].

**291 Series Service Head (Communication only) =**

.06526 sq. in. [42.10mm<sup>2</sup>].

**292 Series Service Head (Power/Communication Combined).**

Power compartment = .05120 sq. in. [33.03mm<sup>2</sup>].

Communication compartment = .05020 sq. in. [32.39mm<sup>2</sup>].

When using flexible metallic conduit the communication compartment can be increased to .10040 sq. in. [64.77mm<sup>2</sup>].

**292 Series Service Head (Power only) =**

.06656 sq. in. [42.94mm<sup>2</sup>].

**292 Series Service Head**

(Communication only) = .06526 sq. in.

[42.10mm<sup>2</sup>]. When using flexible metal conduit the communication compartment can be increased to .10040 sq. in. [64.77mm<sup>2</sup>].

### Floor Coverings:

The poke-thru device is fire rated for carpet covered floors, tile floor coverings up to 3/4" [19.1mm] maximum thickness, and linoleum floor coverings up to a maximum of 1/8" [3.2mm] thickness. For other floor coverings not listed above, consult factory.

### Concrete Thickness Min/Max:

**1-HOUR RATED FLOOR – 2 1/4" [57mm] min over top of deck (or 3" [76mm] thick reinforced concrete slab) to a maximum of 7 1/2" [191mm].**

**2-HOUR RATED FLOOR – 3 1/4" [83mm] min over top of deck (or 4" [102mm] thick reinforced concrete slab) to a maximum of 7 1/2" [191mm].**

**NOTE: The Multiservice Poke-Thru Series requires a 3" [76mm] cored hole.**

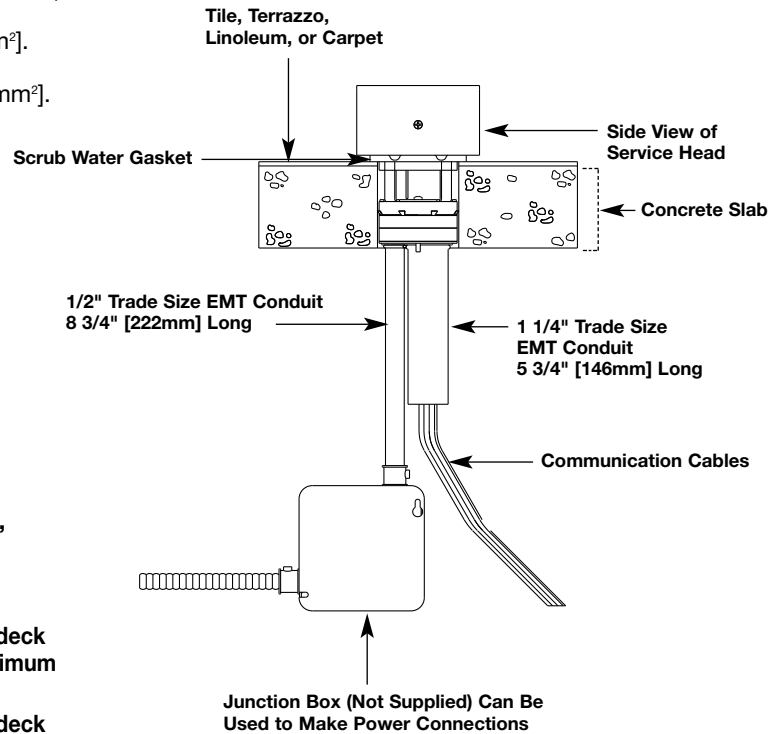
	HOLE SIZE MINIMUM		HOLE SIZE MAXIMUM	
RC91GHBTC	3 1/16"	[78mm]	3 1/8"	[79mm]
RC92GHBTC	3 1/16"	[78mm]	3 1/8"	[79mm]

Copper Cross Sectional Area of Commonly Used Conductors		
Size	Solid	
#24	.00032 sq. in.	[.20645mm <sup>2</sup> ]
#23	.00040 sq. in.	[.258mm <sup>2</sup> ]
#22	.00050 sq. in.	[.32258mm <sup>2</sup> ]
#12	.00512 sq. in.	[3.30321mm <sup>2</sup> ]
#10	.00815 sq. in.	[5.25805mm <sup>2</sup> ]
# 8	.01296 sq. in.	[8.36127mm <sup>2</sup> ]

**NOTE: Use above values for solid or stranded conductors.**

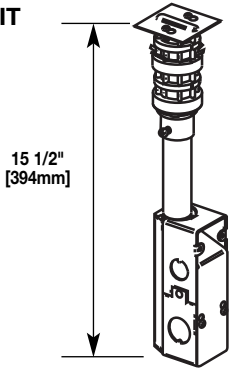
### IMPORTANT!

The above maximum copper cross sectional area values are for each individual power and communication compartment. **DO NOT** add values together for any one compartment.



**CAUTION:** These devices meet all UL scrub water requirements, but are not suitable for wet or damp locations, or other areas subject to saturation with water or other liquids such as commercial kitchens.

## FIT Series Ordering Information

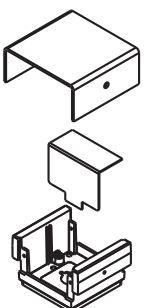
Catalog No./Item	Description/Specifications
<b>FIT</b> 	<b>2" [51mm] Poke-Thru Insert With Junction Box Assembly –</b> 1" trade size barred conduit. Also includes BX/MC cable connector.  <b>NOTE: Must be activated with 200 Series or 241 Series Service Head and FIFP or FP Series Faceplates (sold separately) to maintain UL Listing and/or Classification.</b>

## FIT 200 Series Service Head Components

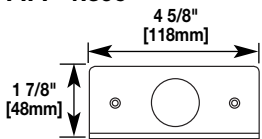
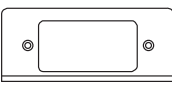
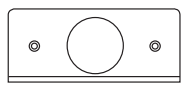
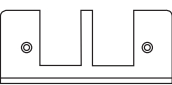

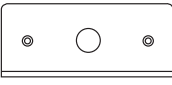
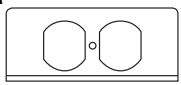
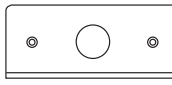
With the FIT Series, service heads can also be custom built. Combining a housing and base with individual faceplates allows the flexibility to custom design a service fitting to specific job requirements. One housing and base, as well as two faceplates, must be ordered to make a complete service head. These catalog numbers do not include receptacles. Example: To order a 200 Series Service Head with one blank faceplate and one Decora style opening faceplate, order the following:

- 1 pc. 200-H/BTC Housing and Base. Barrier included (may not be needed for single service applications).
- 1 pc. FIFP-B Single-gang plate - blank.
- 1 pc. FIFP-SS Single-gang plate with one Decora opening.

## 200 Series Housing and Base Order Information

Catalog No./Item	Description/Specifications
<b>200-H/BTC</b> 	<b>Housing and Base –</b> Single width. For 200 Series Service Head. Barrier included (may not be needed on single service applications). Base has a 3/4" trade size knockout for connection to FIT insert. Also includes scrub water gasket.

## 200 Series Faceplate Order Information

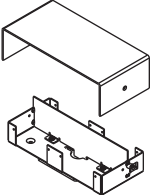
Catalog No./Item	Description/Specifications	Catalog No./Item	Description/Specifications
<b>FIFP-1.390</b> 	<b>Faceplate –</b> Single-gang with one 1.390" [35.3mm] receptacle opening.	<b>FIFP-SS</b> 	<b>Faceplate –</b> Single-gang with one 1.390" [35.3mm] receptacle opening.
<b>FIFP-1.562</b> 	<b>Faceplate –</b> Single-gang with one 1.562" [39.7mm] receptacle opening.	<b>FIFP-T</b> 	<b>Faceplate –</b> Single-gang faceplate with one telephone opening. Communication grommets included.
<b>FIFP-B</b> 	<b>Faceplate –</b> Single-gang, blank.	<b>FIFP50</b> 	<b>Faceplate –</b> Single-gang with one 1/2" trade size knockout.
<b>FIFP-R</b> 	<b>Faceplate –</b> Single-gang with one duplex receptacle opening.	<b>FIFP75</b> 	<b>Faceplate –</b> Single-gang with one 3/4" trade size knockout.

## FIT 241 Series Service Head Components

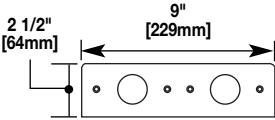


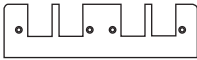




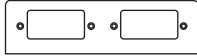


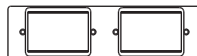
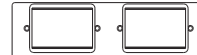
With the FIT Series, service heads can also be custom built. Combining a housing and base with individual faceplates allows the flexibility to custom design a service fitting to specific job requirements. One housing and base, as well as two faceplates, must be ordered to make a complete service head. These catalog numbers do not include receptacles. Example: To order a 241 Series Service Head with one blank faceplate and one faceplate with two duplex receptacle openings, order the following:

- 1 pc. 241H/BTC Housing and Base. Barrier included (may not be needed for single service applications).
- 1 pc. FPB-B Two-gang plate – Blank.
- 1 pc. FP2R Two-gang plate with two duplex openings.

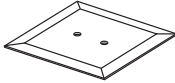
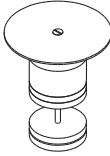

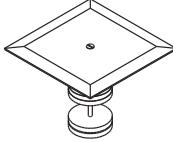

### 241 Series Housing and Base Order Information

Catalog No./Item	Description/Specifications
<b>241-H/BTC</b> 	<b>Housing and Base</b> – Double width. For 241 Series Service Head. Barrier included (may not be needed on single service applications). Base has opening for connection to FIT insert. Also includes scrub water gasket.

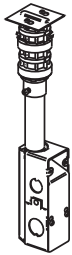
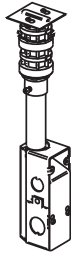
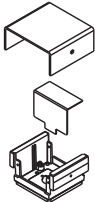
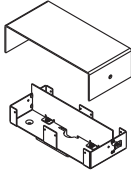
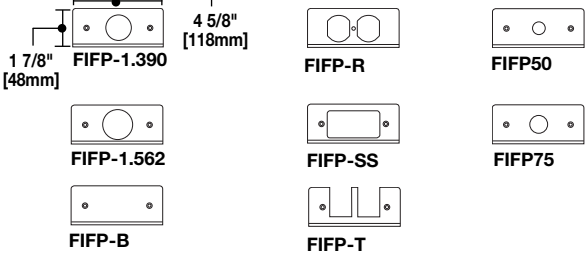
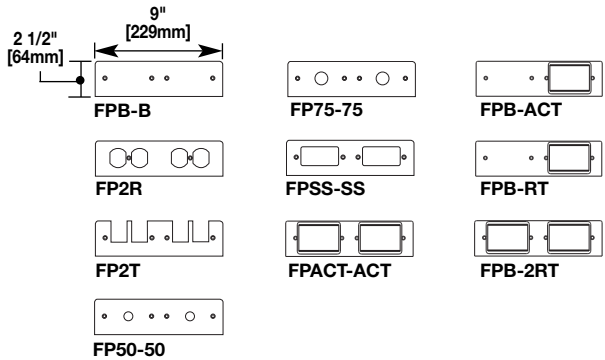
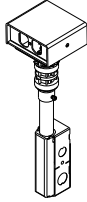
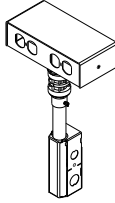
### 241 Series Faceplate Order Information

Catalog No./Item	Description/Specifications
<b>FP1.390-1.390</b> 	<b>Faceplate</b> – Two-gang with two 1.390" [35.3mm] receptacle openings.
<b>FP1.562-1.562</b> 	<b>Faceplate</b> – Two-gang with two 1.562" [39.7mm] receptacle openings.
<b>FP2R</b> 	<b>Faceplate</b> – Two-gang with two duplex receptacle openings.
<b>FP2T</b> 	<b>Faceplate</b> – Two-gang with two telephone openings. Communication grommets included.
<b>FP50-50</b> 	<b>Faceplate</b> – Two-gang with two 1/2" trade size knockouts.
<b>FP75-50</b> 	<b>Faceplate</b> – Two-gang with one 3/4" and one 1/2" trade size knockout.
<b>FP75-75</b> 	<b>Faceplate</b> – Two-gang with two 3/4" trade size knockouts.
<b>FPB-B</b> 	<b>Faceplate</b> – Two-gang, blank.
<b>FPSS-SS</b> 	<b>Faceplate</b> – Two-gang with two surge suppression device openings.
<b>FPB-ACT</b> 	<b>Faceplate</b> – Two-gang. Includes one (1) Pass & Seymour® Activate adapter. Wiremold Open System inserts sold separately.
<b>FPB-RT</b> 	<b>Faceplate</b> – Two-gang. Includes one (1) Ortronics® TracJack adapter and one (1) Series II adapter included. <b>Flat connector only.</b>
<b>FPACT-ACT</b> 	<b>Faceplate</b> – Two-gang. Includes two (2) Pass & Seymour® Activate adapters. Wiremold Open System inserts sold separately.
<b>FPB-2RT</b> 	<b>Faceplate</b> – Two-gang. Includes two (2) Ortronics® TracJack adapters and two (2). Series II adapters. <b>Flat connector only.</b>

## FIT Series Poke-Thru Accessories Order Information

Catalog No./Item	Description/Specifications	Catalog No./Item	Description/Specifications
<b>AP-FITTC</b> 	<b>Poke-Thru Abandonment Plate</b> – 2" [51mm].  <b>NOTE:</b> Stem must remain in cored hole.	<b>221-21CARPET</b> 	<b>Fire-Rated Plug</b> – For carpet applications.
<b>FIT-EXT</b> 	<b>Assembled Extension</b> – 4 5/8 [118mm]. Includes 1" trade size barriered conduit and coupling. For use with slabs greater than 8" [203mm].	<b>221-21TILE</b> 	<b>Fire-Rated Plug</b> – For tile applications.
<b>TG-1</b> 	<b>Communication Grommets</b> – One set of two grommets.		

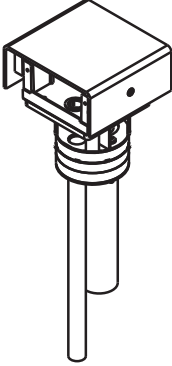
## FIT Poke-Thru Series Order Information

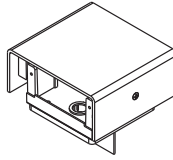
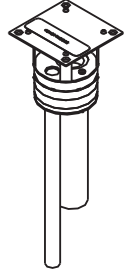
For a Single-Width Service Head Application:	For a Double-Width Service Head Application:
<b>1. Order the FIT Poke-thru Fitting.</b> 	<b>1. Order the FIT Poke-thru Fitting.</b> 
<b>2. Order the 200-H/BTC Service Head.</b> 	<b>2. Order the 241-H/BTC Service Head.</b> 
<b>3. Order two faceplates.</b> 	<b>3. Order two faceplates.</b> 
<b>4. Completed Assembly.</b> 	<b>4. Completed Assembly.</b> 

### IMPORTANT!

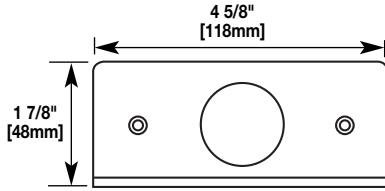
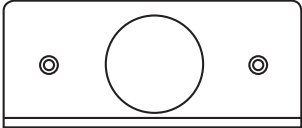

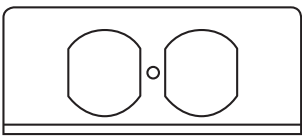
All faceplate openings must be closed off if not used, to maintain the fire rating of the device.


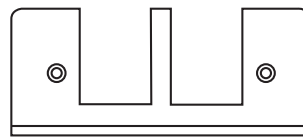
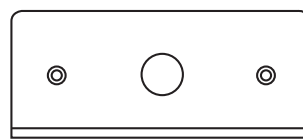
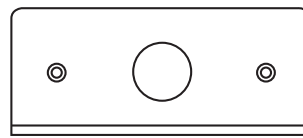
## RC91GHBTC Poke-Thru Series Ordering Information

Catalog No./Item	Description/Specifications
RC91GHBTC	<p><b>Poke-Thru Insert and Single Width Service Head</b> – Includes insert stem with disposable plate and service head with housing, base, scrub water gasket, and barrier. Service head and insert install together to make a poke-thru assembly. Combine with faceplates (sold separately) to complete service head assembly.</p>  <p><b>NOTE:</b> Part shown assembled. Service head is shipped unassembled with the insert stem.</p>

Catalog No./Item	Description/Specifications
291-H/BTC	<p><b>Single Width Service Head Only</b> – Includes housing, base, scrub water gasket, and barrier. Use with insert assembly RC9FFS.</p> 
RC9FFS	<p><b>Insert Stem with Disposable Plate</b> – Furniture feed insert with one 1 1/4" and one 1/2" trade size conduit to feed power and communication services. Use with either 291-H/BTC or 292-H/BTC Service Head to form complete unit.</p> 

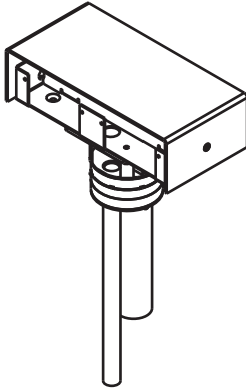
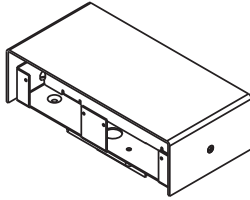

## RC91GHBTC Series Faceplate Ordering Information

Catalog No./Item	Description/Specifications
FIFP-1.390	<p><b>Single-Gang Faceplate</b> – With one 1.390" [35mm] receptacle opening.</p> 
FIFP-1.562	<p><b>Single-Gang Faceplate</b> – With one 1.562" [40mm] receptacle opening.</p> 
FIFP-B	<p><b>Single-Gang Faceplate – Blank.</b></p> 
FIFP-R	<p><b>Single-Gang Faceplate</b> – With one duplex receptacle opening.</p> 

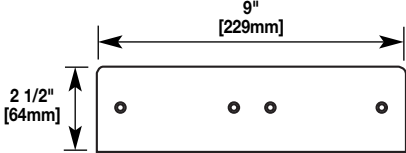


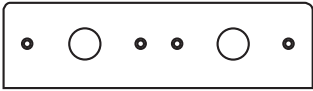

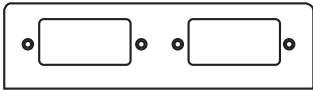
Catalog No./Item	Description/Specifications
FIFP-SS	<p><b>Single-Gang Faceplate</b> – With one surge suppression device opening.</p> 
FIFP-T	<p><b>Single-Gang Faceplate</b> – With one communication opening. Two communication grommets included.</p> 
FIFP50	<p><b>Single-Gang Faceplate</b> – With one 1/2" trade size opening.</p> 
FIFP75	<p><b>Single-Gang Faceplate</b> – With one 3/4" trade size opening.</p> 



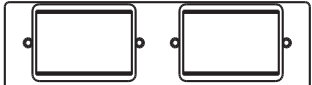
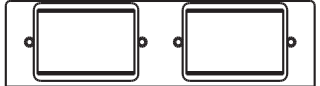

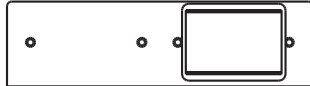
## RC92GHBTC Poke-Thru Series Ordering Information

Catalog No./Item	Description/Specifications	Catalog No./Item	Description/Specifications
<p><b>RC92GHBTC</b></p> 	<p><b>Poke-Thru Insert and Double Width Service Head</b> – Includes insert stem with disposable plate and service head with housing, base, scrub water gasket, and barrier. Service head and insert install together to make a poke-thru assembly. Combine with faceplates (sold separately) to complete service head assembly.</p> <p><b>NOTE:</b> Part shown assembled. Service head is shipped unassembled with the insert stem.</p>	<p><b>292-H/BTC</b></p> 	<p><b>Double Width Service Head Only</b> – Includes housing, base, scrub water gasket, and barrier. Use with insert assembly RC9FFS.</p>
		<p><b>RC9FFS</b></p> 	<p><b>Insert Stem with Disposable Plate</b> – Furniture feed insert with one 1 1/4" and one 1/2" trade size conduit to feed power and communication services. Use with either 291-H/BTC or 292-H/BTC Service Head to form complete unit.</p>

## RC92GHBTC Series Faceplate Ordering Information

Catalog No./Item	Description/Specifications	Catalog No./Item	Description/Specifications
<p><b>FPB-B</b></p> 	<p><b>Two-Gang Faceplate</b> – Blank.</p>	<p><b>FP50-50</b></p> 	<p><b>Two-Gang Faceplate</b> – With two 1/2" trade size openings.</p>
<p><b>FP2R</b></p> 	<p><b>Two-Gang Faceplate</b> – With two duplex receptacle openings.</p>	<p><b>FP75-75</b></p> 	<p><b>Two-Gang Faceplate</b> – With two 3/4" trade size openings.</p>
<p><b>FP2T</b></p> 	<p><b>Two-Gang Faceplate</b> – With two communication openings. Four communication grommets included.</p>	<p><b>FPSS-SS</b></p> 	<p><b>Two-Gang Faceplate</b> – With two surge suppression device openings.</p>

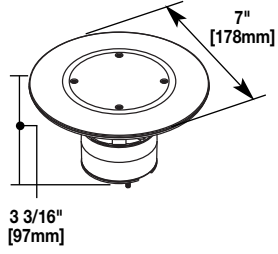
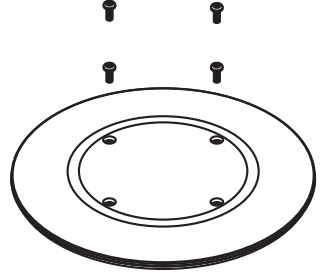
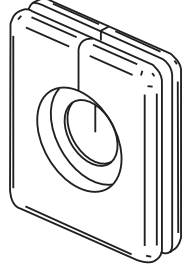
## RC92GHBTC Series Faceplate Ordering Information (Continued)

Catalog No./Item	Description/Specifications
<b>FPACT-ACT</b>	<b>Two-Gang Faceplate –</b> Includes two (2) Pass & Seymour® Activate adapters. Wiremold Open System inserts sold separately.
	
<b>FPB-2RT</b>	<b>Two-Gang Faceplate –</b> Includes two (2) Ortronics® TracJack adapters and two (2) . Series II adapters. <b>Flat connectors only.</b>
	
<b>FPB-ACT</b>	<b>Two-Gang Faceplate –</b> Includes one (1) Pass & Seymour® Activate adapter. Wiremold Open System inserts sold separately.
	
<b>FPB-RT</b>	<b>Two-Gang Faceplate –</b> Includes one (1) Ortronics® TracJack adapter and one (1) Series II adapter. <b>Flat connectors only.</b>
	

### I M P O R T A N T !

All faceplate openings must be closed off if not used, to maintain the fire rating of the device.

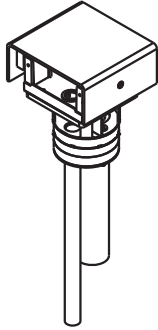
## RC91GHBTC & RC92GHBTC Series Accessories Ordering Information

Catalog No./Item	Description/Specifications
<b>ABPLUG3</b>	<b>Abandonment Plug Assembly –</b> Complete plug assembly for abandoning an open 3" [76mm] cored-hole. Assembly includes intumescent fire-stop material to maintain the fire-classification of the floor, integral retainer ring to prevent the unit from pulling up through the floor, and a black die-cast aluminum cover.
	
<b>RCAPFFTCBK</b>	<b>Abandonment Plate – Black.</b>
	
<b>TG-1</b>	<b>Communication Grommets –</b> One set of two grommets (one grommet shown).
	

# RC91GHBTC & RC92GHBTC Series Poke-Thru Ordering Information

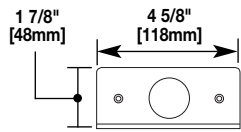
For a Single Width Service Head Application:

1. Order the RC91GHBTC Poke-Thru Fitting and Service Head:



NOTE: Service head is shipped unassembled.

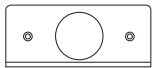
2. Order two faceplates:



FIFP-1.390



FIFP-SS



FIFP-1.562



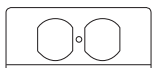
FIFP-T



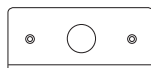
FIFP-B



FIFP50

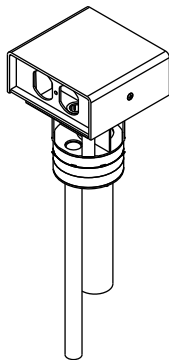


FIFP-R



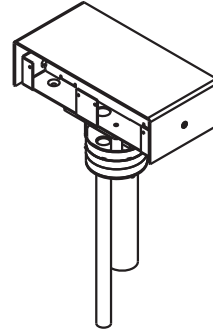
FIFP75

3. Completed Assembly:



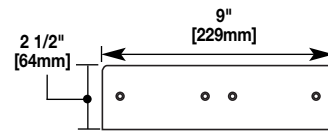
For a Double Width Service Head Application:

1. Order the RC92GHBTC Poke-Thru Fitting and Service Head:



NOTE: Service head is shipped unassembled.

2. Order two faceplates:



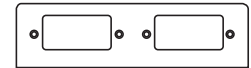
FPB-B



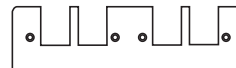
FP75-75




FP2R



FPSS-SS



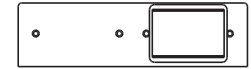
FP2T



FPACT-ACT




FP50-50



FPB-ACT

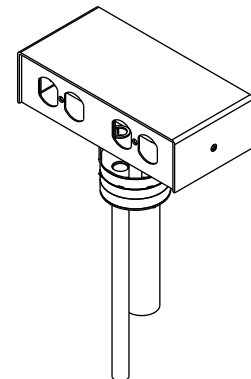


FPB-RT



FPB-2RT

3. Completed Assembly:





**Electrical Wiring Systems**

60 Woodlawn Street  
West Hartford, CT 06110  
Phone: 1.877.BY.LEGRAND (295-3472)  
[www.legrand.us](http://www.legrand.us)

570 Applewood Crescent  
Vaughan, Ontario L4K 4B4  
Phone: 905.738.9195  
[www.legrand.ca](http://www.legrand.ca)

