

WIREMOLD



825 Series Floor Box Component and Accessories INSTALLATION INSTRUCTIONS

Installation Instruction No.: 1 001 438 R1 – Updated September 2006

Wiremold / Legrand electrical systems conform to and should be properly grounded in compliance with requirements of the current National Electrical Code or codes administered by local authorities.

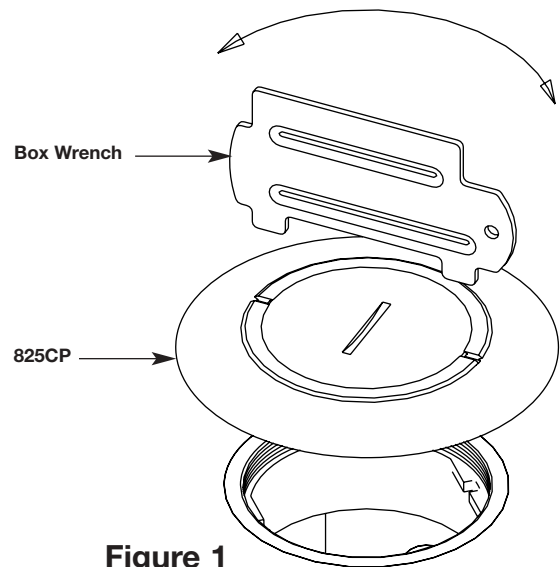
All electrical products may present a possible shock or fire hazard if improperly installed or used. Wiremold / Legrand electrical products may bear the mark as UL Listed and/or Classified and should be installed in conformance with current local and/or the National Electrical Code.

IMPORTANT: Please read all instructions before beginning.

Products Covered: 825CP

Activation:

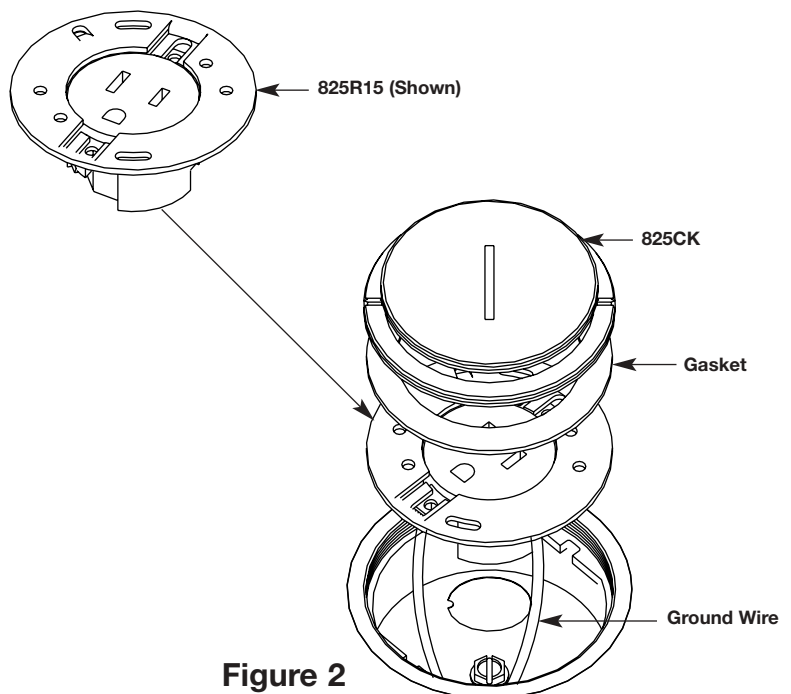
1. Remove mudcap and any debris.
2. Thread 825CP carpet ring assembly into adjusting ring until snug with carpet using box wrench (see Figure 1).



Products Covered: 825R15 and 825R2

Activation:

1. Remove mudcap and any debris.
2. Route cables through box body.
3. Wire device in accordance with National Electrical Code or any local code that applies. Make sure the ground lead is connected to the ground screw.
4. Place receptacle on adjusting ring and install gasket.
5. Thread 825CK on adjusting ring (see Figure 2).



Activation:

1. Remove mudcap and any debris.
2. Route cables through box assembly.
3. Place steel adapter in adjusting ring and thread 825C Brass Ring into adjusting ring until tight.
4. Place 500 Series fitting base (not included) over 825C Brass Ring.
5. Thread locking nipple into adapter until tight.
6. Tighten #8-32 screws to 500 Series Base (see Figure 3).

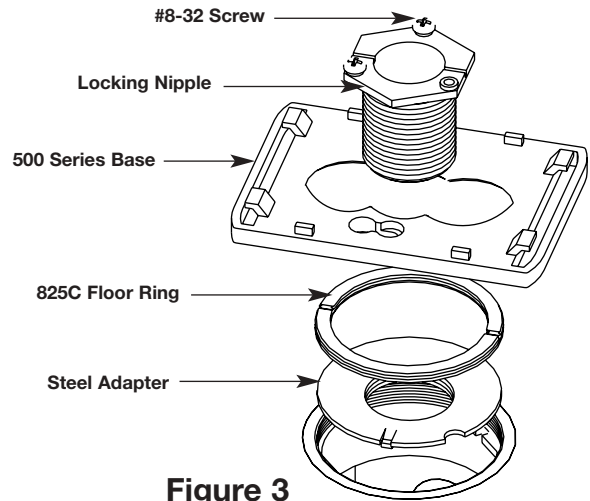


Figure 3

Activation:

1. Remove mudcap and any debris.
2. Place support disc in floor box adjusting ring.
3. Place gasket on support disc in adjusting ring (see Figure 4).
4. Thread brass floor plate into adjusting ring until flush with floor using box wrench provided with box (see Figure 5).
5. Thread brass plug into brass floor plate until flush with floor using box wrench provided with box (see Figure 6).

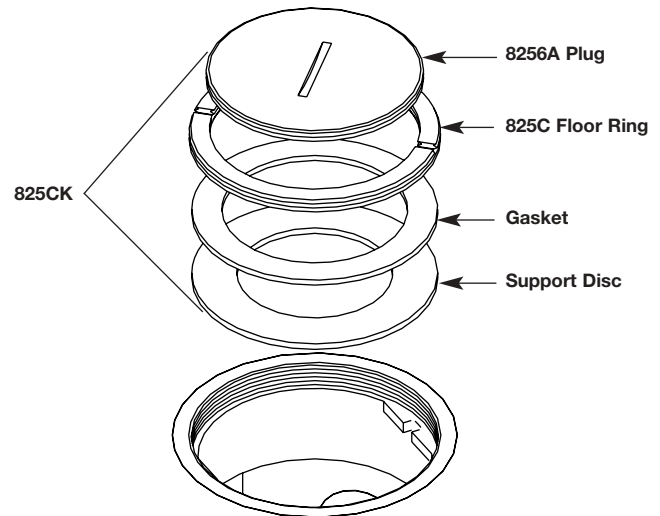


Figure 4

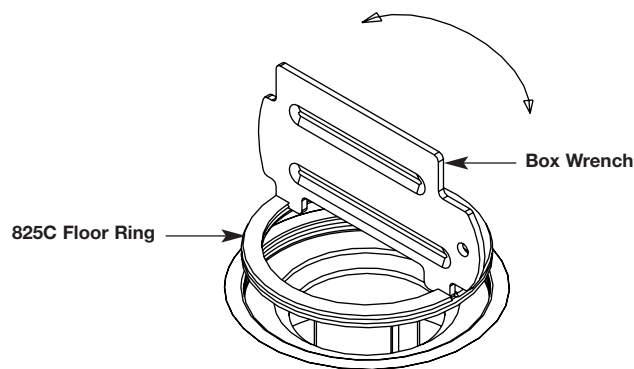


Figure 5

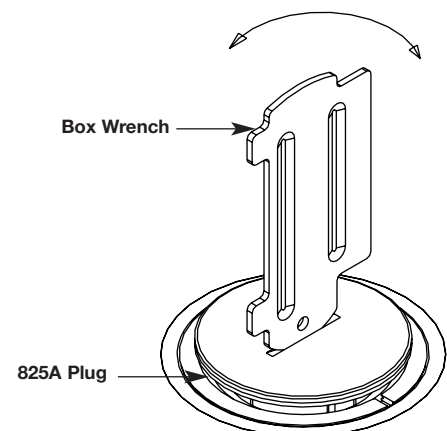


Figure 6

WIREMOLD



Wiremold / Legrand

U.S. and International:

60 Woodlawn Street • West Hartford, CT 06110

1-800-621-0049 • FAX 860-232-2062 • Outside U.S.: 860-233-6251

Canada:

570 Applewood Crescent • Vaughan, Ontario L4K 4B4

1-800-723-5175 • FAX 905-738-9721

