




StoreSafe®

**Vision Slat – AL6 Punch 51**

- Perfect for Storefronts and Malls
- High Visibility ■ Lightweight ■
  - High-Security ■ Strong ■
  - Easy to Operate ■ Beautiful ■
  - Unnoticeable when Up or Down ■
  - Can act as a Sun Screen ■

**AL6 Punch 51**







Introducing the **Power Pole**  
See page 21 for details



Our new **Push-Up/Pull-Down**  
See page 21 for details







Punch 11

### Security with Vision

StoreSafe Shutters and Grilles are designed to give the utmost in security and unmatched aesthetics. In short they offer Security with Vision.

Select either StoreSafe Accordion or Roll Down Shutters and Grilles to best suit your application. Our shutters are manufactured to withstand abuse and daily use. Many different styles and colors are available to best compliment your installation.

### StoreSafe Rolling Shutters and Grilles

#### Self Supporting—Reduce Construction Costs

Reduce Construction Costs...no structural tubes or expensive construction required to support the shutter coil. QMIs self support the coil, so they can be mounted directly on the storefront or framed wall.

#### Coil Housings

Neat, clean, StoreSafe Rolling Shutters and Grilles are the answer to the ugly overhead steel doors of yesterday. Our rolling shutters roll up into a small coil housing. Our coil housings are available in square, round and 45 degree shapes to best accent your installation and available in a large selection of standard colors. Custom colors are available. See page 20 for available shapes.

#### Solid Profiles

StoreSafe solid profiles secure your business and property from intruders and prying eyes. Many customers require no visibility when the store and their property is unattended, taking away the temptation from would-be burglars. See page 19.

#### Vision Profiles

StoreSafe vision profiles provide security with the ability to see through them. Many vision profiles are available, Transparoll Clear Solid Polycarbonate profiles, solid punched slats with a variety of punch patterns, or assembled link grilles with a selection of patterns. See page 19.

#### Operation

Select motorized or manual operations. Our shutters can be locked or operated with a key switch. See our operation options on page 21.

Visit us at: [www.qmiusa.com/storesafe](http://www.qmiusa.com/storesafe)





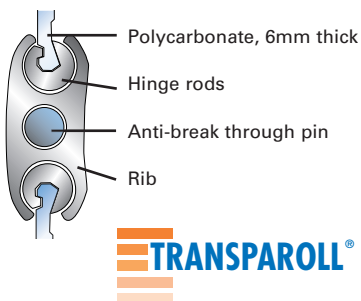

**Guarantee**

**It's a QMI**

See pg 9







■ Transparoll has a unique structure, the ribs hold the polycarbonate in place and keep it from rubbing against itself. This keeps the polycarbonate (transparent) material looking like new.

### Transparoll / Transparent Polycarbonate

QMI introduces Transparoll transparent rolling shutters. When you need security and you never stop selling—Transparoll is your choice.

The Benefits are Clear


- Visibility up to 85%
- Made of impact-resistant polycarbonate 6mm thick
- 250 times stronger than glass of the same thickness
- UV-Resistant, preventing discoloration and ensuring its clarity

### **Transparoll® Transparent Polycarbonate**


When you need security while maintaining the ability to keep selling—Transparoll is the perfect application. Transparoll provides visibility up to 85% through the use of impact-resistant 6mm thick polycarbonate which is 250 times stronger than glass of the same thickness. Transparoll rolling shutters are—UV-resistant, preventing discoloration and ensuring its clarity.

Visit us at: [www.qmiusa.com/storesafe/transparoll](http://www.qmiusa.com/storesafe/transparoll)

## StoreSafe Punched Slat



Above Style 51  
Below left to right  
Style 51 and 11



## Punched Slat

- Visibility ■ Ventilation ■ Security ■

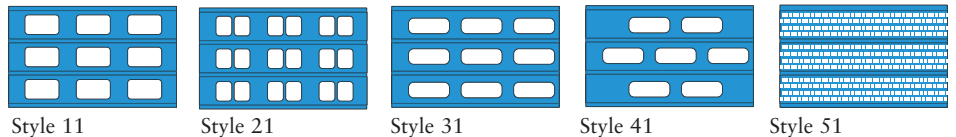
StoreSafe Punched Slat shutters are designed to give solid security with visibility. QMI offers many of its extruded profiles punched with a variety of patterns. The different profiles provide a variety of different levels of security and strength.

Selected profiles have polycarbonate inserts to provide a solid barrier with even more visibility. Many of the punched slats are powder coated for added durability of their paint finishes.

Our AL5 and AL6 punched slats are economical and perfect for installation inside the glass for storefront protection. It is also perfect for counters, malls etc. where minimal security and visibility are required. Many patterns are available.

Custom punches with your logo or specific pattern are available to make a unique impression.


Available Punched Patterns



## StoreSafe Accordion



## StoreSafe Grilles



## StoreSafe Accordion Shutters and Grilles

Our accordion shutters are available in solid panel, see-thru polycarbonate, and standard open grille patterns. Our accordion style shutters and grilles neatly stack in a closet and are perfect for those applications where very long spans are required, or there is limited headroom.

Many colors and anodized finishes are available, with easy to operate locking mechanisms that provide the ability for you to select your preferred lock manufacturer.

## Grilles

StoreSafe Grilles are designed to give both security and visibility. StoreSafe grilles are manufactured with links when a traditional grille appearance is needed.

Two patterns are available and the links are available in two anodized colors.

Visit us at [www.qmiusa.com/storesafe/grilles](http://www.qmiusa.com/storesafe/grilles)



- Cigarettes ■ Jewelry ■ Sun Glasses ■ Cameras ■

**ProductSafe Product Cases**



Keep valuable products safe in our patented ProductSafe® Security Roll Down Cases. ProductSafe cases are designed for protecting valuable commodities such as:

- Cigarettes ■ Video Equipment ■
- Jewelry ■ Pharmaceuticals ■ Cell Phones ■
- Expensive Electronics ■ Medical Records ■
- Notebook Computers ■ DVDs ■

ProductSafe cases are easy to use and effortlessly roll down and lock in place. And while they are not in use, the security curtain is completely out of sight.

ProductSafe cases are available in different sizes, shapes and colors, and can be custom designed to meet any specifications.

Visit us at [www.qmiusa.com/productcases](http://www.qmiusa.com/productcases)



**Guarantee It's a QMI**

Unfortunately there have been reports that customers believed they were purchasing a QMI quality shutter later to find out that a cheaper product was substituted.



Every QMI has a QMI product sticker with a serial number that identifies it as a quality QMI shutter. This serial number enables you to certify you have received what you have paid for.

Register your shutters for information regarding:

- Product ■ Service ■ Installation ■
- Maintenance ■ Warranty ■
- Technical Support ■
- Special Notices and Promotions ■

We keep full records and replacements for all products we manufacture to insure you can get approved replacement parts long after the sale.

Registering is easy –  
Log on to [www.qmiusa.com/myqmi](http://www.qmiusa.com/myqmi)

**Enter your serial numbers**

Ripped Off?

If you believed you have received another product instead of a certified original QMI, please let us know so we can help.

Log on to: [www.qmiusa.com/rippedoff](http://www.qmiusa.com/rippedoff)

**Demand QMI!**



**Architectural Specifications 10712  
Exterior Overhead Coiling Shutters**

**PART 1—General**

**1.01 Summary**

- A. Section includes exterior overhead coiling storm and security shutters.
- B. Related Sections:
  - 1. Section 08710: Furnishing lock cylinder.
  - 2. Division No. 16—Electrical: Electrical power, conduits, field wiring and disconnect switches for motorized shutters.

**1.02 Submittals**

- A. Procedure: Comply with requirements of Section 01330: Submittal Procedures.
- B. Product Data: Submit manufacturer's complete product data for all specified components, including specifications, finish information and installation instructions.
- C. Shop Drawings: Submit shop drawings showing layout, sizes and types, product materials, components and accessories, fabrication data, operation and wiring diagrams for motor driven operators, finishes, rough-in dimensions, anchorage and installation requirements and details.
- D. Samples: Manufacturer's standard array of colors for selection by Architect.
- E. Quality Assurance Submittals:
  - 1. Test Reports: Certified test reports showing compliance with specified requirements.
  - 2. Certificates: Manufacturer's certification that design criteria meets specified requirements.
  - 3. Operating and Maintenance Instructions: Submit detailed maintenance requirements and operating instructions.
  - 4. Warranty: Submit specified warranty documents.

**1.03 Quality Assurance**

- A. Installer Qualifications: Use only manufacturer's factory trained installers or qualified licensed installers approved by shutter manufacturer.
- B. Regulatory Requirements:
  - 1. Comply with all local and governing code requirements.

- 2. Unless required otherwise, fabricate to withstand wind loads that have the same rating as component and cladding of walls.
- C. Pre-Installation Conference: Conduct a pre-installation meeting to verify project installation and coordination requirements, field conditions and manufacturer instructions.

**1.04 Delivery, Storage and Handling**

- A. Procedure: Comply with requirements of Section 01650: Product Delivery Requirements.
- B. Deliver components in manufacturer's original, unopened, undamaged containers with identification labels intact. Store components protected from harmful weather conditions and damage from other construction activity.

**1.05 Project Conditions**

- A. Field Measurements: Verify actual measurements of openings by field measurements before fabrication. Show recorded measurements on shop drawings.

**1.06 Warranty**

- A. Manufacturer's Warranty: Submit, for owner's acceptance, manufacturer's standard warrant document executed by an authorized company official.
  - 1. Warranty Period: \_\_\_\_\_ years.

**(Specifier Note: Refer to manufacturer's product data or consult with manufacturer's representative for warranty information.)**

**PART 2—Products**

**(Specifier Note: Where items occur in brackets ( ) select item desired for project.)**

**Manufacturer**

**QMI  
1661 Glenlake Ave  
Itasca, Illinois 60143  
(800) 446-2500 FAX (630) 980-6364**

**2.02 Materials**

- A. Shutter Components:
  - 1. Slat Types:

**(Specifier Note: Select one of the material a. selections as follow.)**

- a. PVC Slats: Exterior type UV stabilized Extruded polyvinyl chloride: Style: (PV-2, PV-3, PV-4) with slat reinforcement every (0,1,2,3) slats. Color: (White, Ivory, Beige, Grey).
- a. Aluminum Foam-Filled Slats: Aluminum, 3005 H26 alloy with polyurethane foam insulation core. Style (AL2-A, AL2-H, AL3-A, AL3-H). Color: (White, Brown, Ivory, Beige, Grey, Bronze, Clear Anodized).
- a. Aluminum Double Walled Extruded Slats: Aluminum, 6063-T5 alloy. Style (AL2-E, AL3-E, AL2-R, AL3-R). Color: (White, Ivory, Beige, Bronze, Clear Anodized).
- a. Aluminum Singled Wall Extruded Slats: Aluminum, 6063-T5 alloy. Style AL5-E, AL6-E, AL6-T (Solid, Punch Style (11, 21, 31, 41, 51)). Color: (White, Brown, Ivory, Beige, Grey, Bronze, Clear Anodized).
- a. Grill Slats: Style (CD-800, CD-802, CD-78, CD-88, CD-900A, CD-900B). Color (Clear Anodized Light Bronze, Medium Bronze, Dark Bronze, Black or Custom Colors).
- a. Transparoll: Transparent polycarbonate slats with extruded aluminum linking ribs. Color: (White, Clear Anodized (Linking rib only)).
- 2. Bottom Bar: Extruded aluminum, 6063-T5 alloy, 0.050 inch wall thickness.
- 3. Operation: (Manual) (Motor Operated).
  - a. Manual operator type: (Pull strap-recoiler, 3/1 crank-strap recoiler, gear and crank handle, spring push-up/pull-down.).

**(Specifier Note: Select a. above or a. below to coordinate with selection of 3. Above.)**

- a. Electric Motor Operator type: Single phase 110V-60Hz UL recognized. Motor Model/ Size\_\_\_\_\_. Provide back-up battery power pack. Provide manual override capability allowing manual operation in case of power outage.

**(Specifier Note: Battery pack and manual override capability above are optional features. Delete if not required.)**

- 4. End Caps: Die-cast aluminum. Style: (4 sided, 5 sided, round). Color: To match slats.
- 5. Box Housing: .040 roll formed aluminum. Style (4 sided, 5 sided, round). Color: To match slats.
- 6. Side Tracks: Aluminum extrusion, 6063-T5, lined with insulating woven polypropylene runners. Color: To match slats.
- 7. Mounting: (Surface, jamb, recess, angles)
- 8. Stormbar Assembly: Aluminum extrusion. Style and quantity per manufacturer's design to comply with all certification and test reports in section 1.02 part E. above.

**(Specifier Note: If stormbar(s) not required, delete.)**

**PART 3—Execution**

**3.01 Examination**

- A. Verify conditions of substrates to determine if acceptable for shutter installation in accordance with manufacturer's instructions. Correct all unsatisfactory conditions prior to commencing shutter installation.

**3.02 Installation**

- A. Install track and all shutter components to comply with project shop drawings and manufacturer's written instructions.
- B. After installation test and adjust shutter to operate properly and free from distortion.

**3.03 Cleaning**

- A. Clean installed components in accordance with manufacturer's instruction prior to acceptance. Remove all debris remaining, due to installation, from this installation.

**3.04 Protection**

- A. Comply with manufacturer's recommendations and protect completed shutter installations from damage during remaining construction so as not to void warranty.



Manufacturer of Roll-a-way Brand Products



**www.qmiusa.com 800 446 2500**