


METL-SPAN INSULATED METAL PANELS

COLORS & COATINGS FOR THE COLD STORAGE MARKET


AVAILABLE EXTERIOR COLORS

Full-Strength 70% PVDF Fluoropolymer Coating


Prices may vary by color, gauge and quantity of metal.




Polar White
R: .70 E: .86 SRI: 85
USDA Accepted




Sandstone
R: .60 E: .86 SRI: 71




Almond
R: .63 E: .87 SRI: 75



Brownstone
R: .47 E: .88 SRI: 54



Regal Gray
R: .55 E: .86 SRI: 64



Tundra
R: .46 E: .88 SRI: 52




Spruce*
R: .36 E: .88 SRI: 39




Aegean Blue
R: .29 E: .86 SRI: 29

AVAILABLE SILICONIZED POLYESTER EXTERIOR COLORS

Prices may vary by color, gauge and quantity of metal.



Winter White
R: .59 E: .85 SRI: 69



Light Stone
R: .50 E: .88 SRI: 58




Ash Gray
R: .47 E: .90 SRI: 55

AVAILABLE POLYESTER EXTERIOR COLORS

Standard Interior Color For All Panels

Prices may vary by gauge and quantity of metal



Igloo White
R: .64 E: .87 SRI: 77

R = Initial Solar Reflectivity (ASTM E903, C1549) • E = Emissivity (ASTM C1371 or E408) • SRI = Solar Reflective Index (ASTM E1980, based on medium wind speed)

All Metl-Span colors are formulated to provide premium energy-efficiency, solar reflectivity and maximum solar reflectance.

* Spruce is not recommended for exterior color on cooler and freezer buildings.

All colors shown above approximate actual finish colors as accurately as possible.

PIONEERING INSULATED METAL PANEL TECHNOLOGY



1720 LAKEPOINTE DRIVE, SUITE #101, LEWISVILLE, TEXAS 75057 • 877.585.9969 • FAX: 972.420.9382 • METLSPAN.COM