

# Steel Lockers

Penco's Full Range of Steel Lockers



10 51 13/PEN  
BuyLine 0161

## Lockers by Penco

Penco has been building lockers for decades that last for decades and has become a part of the fabric of American life. Look in any school and chances are you'll find Penco's lockers in the athletic department, field house, faculty break room and of course, lining the corridors.

School lockers may be Penco's foundation, but the spectrum of products doesn't end there. Penco has locker solutions for recreation centers, health clubs, hospitals, back office and industry break rooms, while at the same time delivering the widest range of solutions to serve first responders in the military, law enforcement and fire and rescue profession.

## Made in USA

Penco Products, Inc. continues to manufacture every locker featured in this catalog in the United States. We believe that by capitalizing on the efficiency of our Utah and North Carolina plants as well as our experienced workforce and formidable buying power, we can remain the industry leader from right here at home.

With a combined 850,000 square feet of manufacturing space and multiple distribution centers throughout the United States, Penco is also able to deliver the industry's shortest lead times while reducing shipping time and mileage. This is the result of one company's ongoing commitment to delivering America's best storage solutions to both domestic and global marketplaces.



## Contact Information

Penco Products, Inc.  
2024 Cressman Road  
Skipack, PA 19474

PHONE: 800-562-1000  
FAX: 800-248-1555

E-MAIL: [general@pencoproducts.com](mailto:general@pencoproducts.com)



## Product Information

Construction Variations .....	2	Invincible II Lockers .....	7
Designer Colors .....	3	ProTough Lockers .....	8
Vanguard Lockers & QuickShip	4	Angle Iron Lockers .....	9
Guardian Lockers .....	5	Stadium .....	10
All-Welded Lockers .....	6	Patriot Lockers .....	11

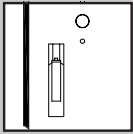


[www.pencoproducts.com](http://www.pencoproducts.com)



# Steel Lockers

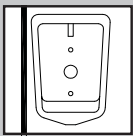
## Construction Variations




**Die-Cast Handle.** This patented die-cast handle opens multi-point latch lockers with one simple motion. Standard on 1, 2 & 3 tier, 2-Person and Duplex Vanguard lockers.



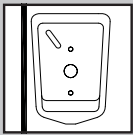
**Automatic Multi-Point Latching.** Allows the door to be closed without locking. Standard on all multi-point doors except box lockers, Single Point Latch doors and Cremone Handle lockers.




**Classic III Stainless Steel Recessed Handle.** Seamless deep drawn design is attractive as well as strong. Utilizes the Automatic Multi-Point Latching feature.



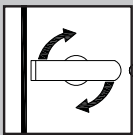
Standard on all 1, 2 & 3 tier 2-Person and Duplex, Vanguard Recessed, Guardian & Guardian PLUS lockers. Also standard on Invincible II, All-Welded and ProTough 1, 2 and 3 tier lockers. This is the preferred handle for ADA lockers.



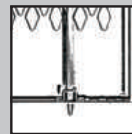
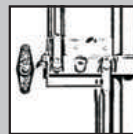
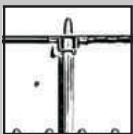
**Defiant II Single Point Latch.** Stainless steel deep drawn pocket with no moving parts (single point latch). Used with a vertical or horizontal pan welded to door. Standard on 1, 2 and 3 tier Defiant II Locker models.



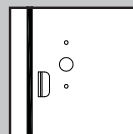
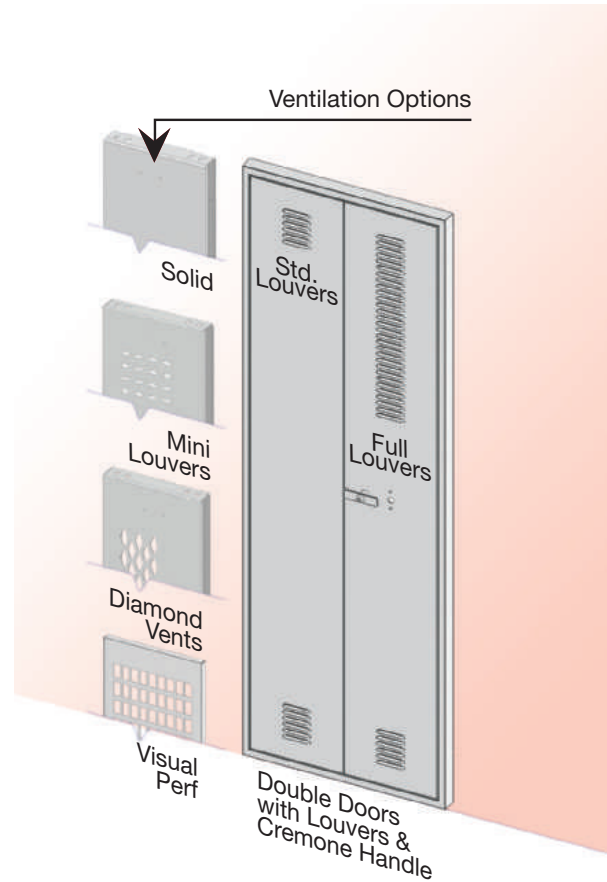
**Anti Pry Lug.** Defeats prying attempts by capturing the door flange and preventing separation from the door channel.



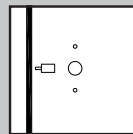
**Cremone Multi-Point Handle.** An unbreakable steel handle securely bolted to a 3 point latching system. 3/8" latching rod engages on top and bottom of door frame. 1/8" thick center latch locks center of door to frame. Available on 1 and 2 tier Angle Iron, ProTough and Patriot Gear Lockers.



3 views shown: top, middle and bottom of door.



**Friction Catch Door Pull.** All box lockers come standard with this friction catch door pull handle with padlock hasp.



**Spring Loaded Positive Latch.** This latch, also known as a "Slam Latch", is available as an option on heavy duty box lockers.



**SmartLocker.** Electronically operated lockers are opened with a magnetic card or proximity credential.



# Steel Lockers

21 Designer Colors

10 51 13/PEN  
BuyLine 0161

## Standard Colors

To assure rust resistance and paint adhesion, all Penco lockers receive a state of the art pre-paint conditioning that includes a thorough cleansing by a hot spray washing process, then a specially formulated coating is applied creating a surface that resists corrosion and improves paint adhesion.

Lockers are available in the 21 colors shown below. All Penco locker doors, frames and body parts are painted the same color, as standard. Two-tone color combinations are also available at no extra charge. Contact your Penco sales representative for complete information.

## Standard Powder Coat Finish

Penco's standard 1 mil thick paint finish is perfect for most applications. The paint surface is tough and durable and offers a beautiful drip-free surface, excellent edge coverage and environmentally friendly application.

## PowderCoatPlus™

PowderCoatPlus is an optional cost-effective way of improving the durability and rust resistance of steel lockers. After a specialized cleaning and pre-treatment of the steel, a 2 mil thick coating of powder coat enamel is applied and baked onto the steel surface (an effective alternative to galvanized steel).

## X-Off™ Anti-Graffiti Paint

Penco's optional X-Off Anti-Graffiti Paint provides a surface coating that allows easy removal of graffiti with alcohol and water. This specially formulated paint has a tight molecular structure that completely seals the locker surface, preventing graffiti and corrosive agents from penetrating the finish.



Supplies needed:  
99% isopropyl alcohol, water, cleaning cloths, eye and hand protection.



*NOTE: Colors shown are as close to actual finishes as the printing process allows. Do not make your final color selection based on the color shade shown on this page. Penco Color Charts are available for a more accurate color match. Exposure to high humidity, chlorine salts, abrasive cleaners, germicidal cleaners and acids can damage the finish and will void the guarantee. For outdoor applications or other harsh environmental conditions, contact your Penco Representative.*





# Vanguard™

## Steel Lockers

### At a Glance

- Knock Down Construction
- Standard louvers for ventilation
- Classic III handle standard on multi-point latch QuickShip models
- 24 ga. body painted to match the door frame
- Many sizes available through QuickShip

### Ventilation Options



Standard Louvers (S)



Full Louvers (O)



Mini Louvers (O)

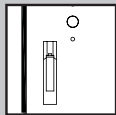


Solid Door (O)

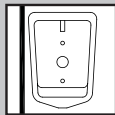


Visual Perf (O)

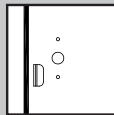
### Door Handle Options



Die-Cast (S)



Classic III Recessed (O)



Friction Catch (SB)

S = Standard O = Optional SB = Standard on Box Lockers



Penco has been manufacturing lockers for decades that last for decades, and the Vanguard line is the embodiment of what it takes to withstand the daily use and abuse typically dealt to a locker.

The powder coat baked enamel finish is available in 21 standard colors, with body parts finished the same color as the doors, as standard.

For quieter operation, each latch hook features a noise reducing rubber bumper.

The welded door frames have mortise and tenon construction and are spot welded for lifetime rigidity. Every door has a continuous door strike. All hinges are full loop, 5-knuckle design.



### QuickShip Program 8 Strategic Locations

- Free Assembly\*
- Most popular configurations and sizes available in 72 hours\*
- 8 Strategic distribution points covering North America
- Available in 723 Light Putty or 028 Gray

\*If ordered as assembled unit, product will ship within 5 days



W x D inches	Locker Nominal Opening Heights (Inches)						
	Vanguard, Guardian, GuardianPlus & Guardian Defiant II			Vanguard			Vanguard & Guardian
	1 tier	2 tier	3 tier	4 tier	5 tier	6 tier	2 person Lg./S.m.
9 12	60,72	30,36	-	-	-	-	-
9 15	60,72	30,36	-	-	-	-	-
9 18	60,72	30,36	-	-	-	-	-
12 12	30.5, 36.5, 48.5, 60, 72	30,36,42	20,24	15, 18	12, 14.4	12	-
12 15	30.5, 36.5, 48.5, 60, 72	30,36,42	20,24	15, 18	12, 14.4	12	-
12 18	30.5, 36.5, 48.5, 60, 72	30,36,42	20,24	15, 18	12, 14.4	12	-
12 21	60,72	30,36	20,24	15, 18	14.4	12	-
15 12	60,72	30,36	-	-	-	-	40/10,52/10
15 15	60,72	30,36,42	-	18	12, 14.4	12	40/10,52/10
15 18	60,72	30,36,42	-	18	12, 14.4	12	40/10,52/10
15 21	60,72	30,36	-	-	-	12	52/10
18 18	60,72	36	-	-	-	12	-
18 21	60,72	36	-	-	-	12	-
18 24	60,72	-	-	-	-	-	-
24 18	60,72	-	-	-	-	-	-
24 21	60,72	-	-	-	-	-	-
24 24	60,72	-	-	-	-	-	-





Standard Guardian lockers build upon the design features of the Vanguard series with several enhancements and options that give it a distinctive look.

Our one piece deep drawn Classic III stainless steel recessed handle is part of every Guardian. It eliminates protrusions from the locker front and accepts a built-in lock or locker padlock.

The 16 gauge door front has a solid exterior, aiding quiet operation. Ventilation is achieved by slots in the top and bottom flanges of the door.

**Medallion Option.** This upgrade has a sound damping panel welded to the door reducing noise levels when doors are slammed.

**Guardian PLUS.** This upgrade increases the thickness of the door to 14 gauge. The Guardian PLUS locker is ideally suited for corridors and situations where the locker is likely to encounter harsher than normal usage.

**Defiant II Single Point Latch Option.** This locking option has no moving parts and allows the door to be locked at a single point.



1 Tier

2 Tier

3 Tier

2 Person

Duplex

### At a Glance

- Knock Down Construction
- Standard solid 16 ga. door and Classic III handle
- 14 ga. door available
- Optional Defiant II single point latching

### Ventilation Options



Solid Door (S)



Standard Louvers (A)



Full Louvers (A)



Mini Louvers (O)



Diamond Shaped (A)

### Door Options

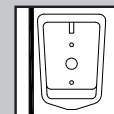


Medallion (O)

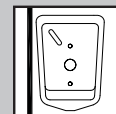


Guardian PLUS (A)

### Door Handle Options



Classic III Recessed (S)



Defiant II Recessed (A)

S = Standard O = Optional A = Available with 14 gauge door only



Available in

21 Colors

See Page 3

# All-Welded

## Steel Lockers

### At a Glance

- 16 ga. body for long term durability
- 14 ga. door and Classic III handle standard
- Optional Defiant II single point latching
- Ships fully assembled

### Ventilation Options



Diamond Shaped (S)



Standard Louvers (O)



Full Louvers (O)



Mini Louvers (O)



Solid Door (O)

### Base Options



No Legs or Base (S)

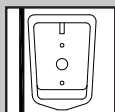


4" Legs (O)

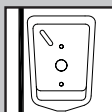


Channel Base (O)

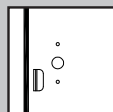
### Door Handle Options



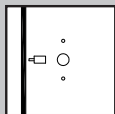
Classic III Recessed (S)



Defiant II Recessed (O)



Friction Catch (SB)



Slam Latch (OB)

S = Standard O = Optional

SB = Standard on Box Lockers

OB = Optional on Box Lockers



Available in  
21 Colors  
See Page 3



1 & 2 Tier



3 & 4 Tier



5 & 6 Tier



8 & 9 Tier

### The All-Welded Alternative

Penco's All-Welded Lockers give you a choice between our traditional K.D. locker lines, and our All-Welded setup lockers.

All-Welded lockers offer superior resistance to hard use and abuse. All body parts are welded into a single rigid unit to resist damage for the life of the product. The door frame and locker side are 16 gauge. The backs, tops and bottoms of each group of lockers are made from one piece of steel that spans multiple lockers. The doors are made from 14 gauge steel and include a continuous hinge. Sides, tops, bottoms and shelves are 16 gauge steel. Backs are 18 gauge.

Since All-Welded lockers are shipped pre-assembled, the time and expense of on-site installation is greatly reduced. This is

a great help where labor is either extremely expensive, or hard to find. Groupings will be determined by Penco based upon the floor plan layout drawings submitted with the order (not to exceed 54").

All-Welded lockers are available as standard in ventilated models with diamond-shaped perforations in the doors and sides for maximum visibility and ventilation, or with solid door and side construction, with or without door louvers. The perforated models are ideal for heavy duty athletic use, where ventilation is important to aid the drying of athletic gear.

Standard construction is flat top without legs. Lockers can be ordered with 4" high legs or 4" high 16 gauge integral Channel Bases, as options.


W	D	1-Tier Multi-Point & Defiant II Single Point	2-Tier Multi-Point & Defiant II Single Point	3-Tier Multi-Point & Defiant II Single Point	4-Tier Box Door	5-Tier Box Door	6-Tier Box Door	8-Tier Box Door	9-Tier Box Door
9	12	36.5, 48.5, 60, 72	-	-	-	-	-	-	-
9	15	36.5, 48.5, 60, 72	-	-	-	-	-	-	-
9	18	36.5, 48.5, 60, 72	-	-	-	-	-	-	-
12	12	36.5, 48.5, 60, 72	30, 36	20, 24	15, 18	12, 14.4	12	9	8
12	15	36.5, 48.5, 60, 72	30, 36	20, 24	15, 18	12, 14.4	12	9	8
12	18	36.5, 48.5, 60, 72	30, 36	20, 24	15, 18	12, 14.4	12	9	8
15	15	60, 72	30, 36	20, 24	15, 18	12, 14.4	12	9	8
15	18	60, 72	30, 36	20, 24	15, 18	12, 14.4	12	9	8
15	21	60, 72	30, 36	20, 24	15, 18	12, 14.4	12	9	8
18	15	60, 72	30, 36	24	-	12	12	-	-
18	18	60, 72	30, 36	24	-	12	12	-	-
18	21	60, 72	30, 36	24	-	12	12	-	-
18	24	60, 72	30, 36	24	-	12	12	-	-
24	18	60, 72	30, 36	-	-	-	-	-	-
24	21	60, 72	30, 36	-	-	-	-	-	-
24	24	60, 72	30, 36	-	-	-	-	-	-



# Invincible II™

## Steel Lockers

10 51 13/PEN  
BuyLine 0161



### Invincible II Athletic Lockers

Penco's Invincible II athletic lockers are more attractive and durable than ever! Ideal for applications that require a high degree of ventilation and strength, or where visual inspection of locker contents is desired.

Doors are made from heavy 14 gauge steel. Sides, tops, bottoms and shelves are 16 gauge steel. Backs are 18 gauge. Doors and sides are perforated with a diamond-shaped pattern allowing maximum air circulation while maintaining security. Solid doors are an option.

Invincible II lockers come in a

variety of styles: 1 tier, 2 tier and 3 tier all have as standard the Classic III stainless steel recessed handle and multi-point latching. Standard 4, 5, 6, 8 and 9 tier box lockers doors have a padlock hasp and a friction catch, and will accept built-in locks. Available at extra cost is a spring-loaded catch.

Both 2 & 3 tier lockers have horizontal frame members welded between the doors for added strength and security. 24" wide lockers have full width doors. If slope tops are required, use hoods. All lockers accept built-in locks or padlocks and have rubber bumpers on the latch hooks to reduce noise.


Invincible II Locker Nominal Opening Heights (Inches)								
W x D (inches)	1-Tier Multi-Point Door & Defiant II Door (SPL)	2-Tier Multi-Point Door & Defiant II Door (SPL)	3-Tier Multi-Point Door & Defiant II Door (SPL)	4-Tier Box Locker Door	5-Tier Box Locker Door	6-Tier Box Locker Door	8-Tier Box Locker Door	9-Tier Box Locker Door
12 12	36-1/2, 48-1/2, 60, 72	30, 36	20, 24	15, 18	12, 14.4	12	9	8
12 15	36-1/2, 48-1/2, 60, 72	30, 36	20, 24	15, 18	12, 14.4	12	9	8
12 18	36-1/2, 48-1/2, 60, 72	30, 36	20, 24	15, 18	12, 14.4	12	9	8
12 21	60, 72	-	-	-	-	-	-	-
15 15	60, 72	30, 36	20, 24	12, 18	12, 14.4	12	9	8
15 18	60, 72	30, 36	20, 24	12, 18	12, 14.4	12	9	8
15 21	60, 72	30, 36	20, 24	-	12, 14.4	-	-	-
18 15	60, 72	30, 36	-	-	-	-	-	-
18 18	60, 72	30, 36	-	-	12	12	-	-
18 21	60, 72	30, 36	-	-	12	-	-	-
18 24	60, 72	30, 36	-	-	-	-	-	-
24 18	60, 72	30, 36	-	-	-	-	-	-
24 21	60, 72	30, 36	-	-	-	-	-	-
24 24	60, 72	30, 36	-	-	-	-	-	-

Other sizes are available

### At a Glance

- Knock Down Construction
- Diamond perforations on door and sides
- 14 ga. door and 16 ga. body
- Classic III or Defiant II handle available on 1, 2 and 3 tier
- Friction or spring latch on 4 through 9 tier

### Ventilation Options



Diamond Shaped (S)



Standard Louvers (O)



Full Louvers (O)

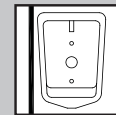


Mini Louvers (O)

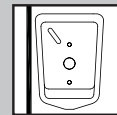


Solid Door (O)

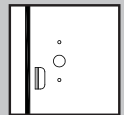
### Door Handle Options



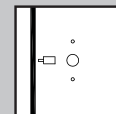
Classic III Recessed (S)



Defiant II Recessed (O)



Friction Catch (SB)



Slam Latch (OB)

S = Standard O = Optional SB = Std. on Box Lockers  
OB = Optional on Box Lockers

Available in  
21 Colors  
See Page 3



# ProTough<sup>®</sup>

## Steel Lockers

### At a Glance

- Unique “roll cage” tubular steel welded construction
- Double pan door standard with single point latch option
- Cremona style handle available on 1 and 2 tier models
- Extra heavy duty 14 ga. bottoms and sides

### Ventilation Options



Diamond Shaped (S)



Standard Louvers (O)



Full Louvers (O)




Mini Lvr. (O)



Solid Door (O)

### Base Options

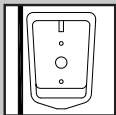


No Legs or Base (S)

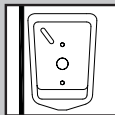


Channel Base (O)

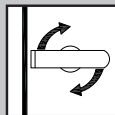
### Door Handle Options



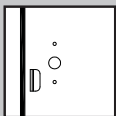
Classic III Recessed (S)



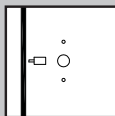
Defiant II Recessed (O)



Cremona 3 Point (O)



Friction Catch (SB)



Slam Latch (OB)

S = Standard

O = Optional

SB = Std. on Box Lockers

OB = Optional on Box Lockers

Available in  
21 Colors  
See Page 3

### Fully Framed Welded Locker

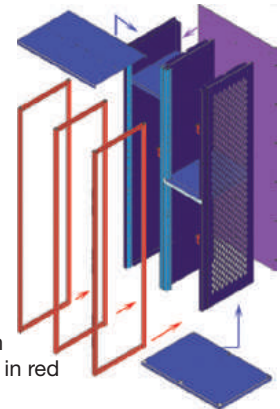
Top athletes always give more than 100%. The same holds true for the top athletic lockers. That's why ProTough lockers are framed with 18 gauge, 3/4" square steel tubing. Sides, backs and bottoms are welded to the frame. Similar to the roll cage safety system of a race car, this fully framed construction stands up to even the toughest abuse.

Extra heavy duty sides and bottoms are welded to the frame. The ProTough's factory welded assembly reduces locker installation time and cost. ProTough's one-of-a-kind fully framed construction is 40% stronger than the competition.

ProTough lockers can be ordered without a base or with an optional integral 4" high 14 gauge channel base.

ProTough Advantages:

- Brute Strength for Athletic or Other Harsh Usage Applications
- Tubular Frame “Roll Cage” Reinforcement
- 14 Gauge Doors, Bottom & Ventilated Sides
- Three Handle Options on 1 & 2 Tier
- ProTough doors with Defiant II single point latch handles feature a full height, full width 18 gauge inner panel welded to the door.



Frame construction is illustrated in red

Multi-Point Latch Doors with Recessed Pocket or Cremona Turn-Handle

W	D	H
Single Tier		
12	12	60, 72
12	15	60, 72
12	18	60, 72
15	12	60, 72
15	15	60, 72
15	18	60, 72
18	18	60, 72
Double Tier		
12	12	30, 36
12	15	30, 36
12	18	30, 36
15	12	30, 36
15	15	30, 36
15	18	30, 36
18	18	30, 36

Defiant Double Pan Single Point Latch Doors

W	D	H
Single Tier		
12	12	60, 72
12	15	60, 72
12	18	60, 72
15	15	60, 72
15	18	60, 72
18	18	60
Double Tier		
12	12	30, 36
12	15	30, 36
12	18	30, 36
15	15	30
15	18	30
18	18	30

Box Lockers

W	D	H
Six Tier		
12	12	12
12	15	12
12	18	12
12	21	12
12	24	12
15	12	12
15	15	12
15	18	12
15	21	12
15	24	12





# Angle Iron

## Steel Lockers

10 51 13/PEN  
BuyLine 0161

### Rugged Welded Angle Iron Framework

The Penco Angle Iron Locker is built within a 1" x 1" x 1/8" angle iron frame. This 1/8" thick angle iron exoskeleton creates extra strong locker edges and provides a solid framework. Diamond perforated doors and sides offer a high degree of air flow.

Lockers are built in groups with the top, bottom and back panels spanning multiple lockers, which reduces seams and adds rigidity.

Options and Accessories:

- Multiple handle/latch types
- Continuous Slope Hoods
- Padlocks and built-in locks
- Optional 4" high 14 gauge welded base
- Optional Expanded Metal Sides

Angle Iron Advantages:

- Excellent for Athletic Applications
- Rugged Welded Angle Iron Framework
- Durable Continuous Hinge or 3" Hinges
- Two Multi-Point Latch Options on 1 & 2 Tier



Angle Iron Frame above is highlighted in blue

Angle Iron All-Welded Cremone Turn Handle Doors		
W	D	H
Single Tier		
12	12	60, 72
12	15	60, 72
12	18	60, 72
15	12	60, 72
15	15	60, 72
15	18	60, 72
18	18	60, 72
Double Tier		
12	12	30, 36
12	15	30, 36
12	18	30, 36
15	12	30, 36
15	15	30, 36
15	18	30, 36
18	18	30, 36


Angle Iron All-Welded Defiant II Single Point Latch Doors		
W	D	H
Single Tier		
12	12	60, 72
12	15	60, 72
12	18	60, 72
15	12	60, 72
15	15	60, 72
15	18	60, 72
18	18	60, 72
Double Tier		
12	12	30, 36
12	15	30, 36
12	18	30, 36
15	12	60, 72
15	15	60, 72
15	18	60, 72
18	18	60, 72

Angle Iron Box Lockers		
W	D	H
Six Tier		
12	12	12
12	15	12
12	18	12
12	21	12
12	24	12
15	12	12
15	15	12
15	18	12
15	21	12
15	24	12

### At a Glance

- Fully welded angle frame construction
- Available with piano-style or 3" hinges
- Diamond, solid or expanded metal sides
- Bottom reinforced with a 16G channel

### Ventilation Options



Diamond Shaped (S)



Standard Louvers (O)



Full Louvers (O)



Mini Louvers (O)



Solid Door (O)

### Base Options

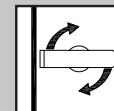


No Legs or Base (S)

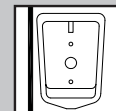


Channel Base (O)

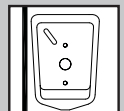
### Door Handle Options



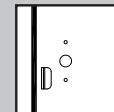
Cremone 3 Point (O)



Classic III Recessed (O)



Defiant II Recessed (O)



Friction Catch (SB)

S = Standard

O = Optional

SB = Standard on Box Lockers

Available in  
21 Colors  
See Page 3

# Stadium®

## Steel Lockers

### At a Glance

- Knocked down or welded construction
- Open fronts and smooth frame channels
- 2 lockable compartment options
- 18", 24" and 33" wide models
- Tops, bottoms, sides, shelf and frames are 16 gauge.
- Back is 18 gauge.

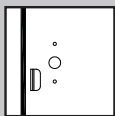
### Ventilation Options



NOTE: Only an option on models equipped with a Foot Locker

Mini Louvers (O)

### Door Handle Options



Friction Catch (O)

### Accessories



Locking Security Box (O)



Footlocker (O)

O = Optional


Available in 21 Colors  
See Page 3

### The Right Locker for Players and Their Equipment

Penco's Stadium lockers are ideally suited for athletic team rooms, fire fighter's equipment or any other application where easy access to uniforms and/or equipment is required.


They are available in different configurations: the minimum configuration has a full width shelf, 2 coat hooks and a coat rod. You can add a lockable security box, a lockable foot locker that doubles as a bench, or both. The open front and diamond perforated sides create full ventilation while allocating a specific storage space to each individual.

Fully accessorized, Stadium lockers are outfitted with a security box fastened to a full width shelf, and a footlocker with a hinged, reinforced seat at the base. Both compartments are lockable to secure valuable items. The front of the footlocker is recessed for an external padlock, and a stainless steel strike plate protects the finish. The footlocker design saves floor space by eliminating the clutter of open locker doors and the need for separate



locker room benches.

Stadium lockers are available in All-Welded construction or K.D. (knocked down, or unassembled). They are available in 18", 24" or 33" widths and 18", 21" or 24" depths. K.D. lockers are 72" high; All-Welded models have an integral 4" base, bringing the total height to 76". Color selection is from any one of Penco's 21 powder coat baked enamel decorator colors.



Size (inches)		K.D. Stadium Lockers with Perforated Sides				Size (inches)		Welded Stadium Lockers with Perforated Sides					
W	D	H	With Shelf	With Shelf & Security Box	With Shelf & Footlocker	With Shelf, Footlocker & Security Box	W	D	H	With Shelf	With Shelf & Security Box	With Shelf & Footlocker	With Shelf, Footlocker & Security Box
18	18	72	6KFD01	6KFD09	6KFD02	6KFD03	18	18	76	6WFD01	6WFD09	6WFD02	6WFD03
24	18	72	6KFD10	6KFD11	6KFD12	6KFD13	24	18	76	6WFD10	6WFD11	6WFD12	6WFD13
24	21	72	6KFD20	6KFD21	6KFD22	6KFD23	24	21	76	6WFD20	6WFD21	6WFD22	6WFD23
24	24	72	6KFD30	6KFD31	6KFD32	6KFD33	24	24	76	6WFD30	6WFD31	6WFD32	6WFD33
33	18	72	6KFD40	6KFD41	6KFD42	6KFD43	33	18	76	6WFD40	6WFD41	6WFD42	6WFD43
33	21	72	6KFD50	6KFD51	6KFD52	6KFD53	33	21	76	6WFD50	6WFD51	6WFD52	6WFD53
33	24	72	6KFD60	6KFD61	6KFD62	6KFD63	33	24	76	6WFD60	6WFD61	6WFD62	6WFD63



# Patriot®

## Gear and Turnout Lockers

10 51 13/PEN  
BuyLine 0161

Double doors and a cremone-style turn handle are standard equipment on all Gear models.



Add a lockable security box for securing important documents, a laptop or personal property.

Choose from more than a dozen accessories to design a locker that is custom tailored to the user and the application.

A wide variety of shelving configurations make each Patriot Locker a custom fit.



The cremone turn handle as seen from locker front.

Organize miscellaneous items or file important papers in the Patriot's optional drawer units. Heavyweight, ball bearing extension glides ensure smooth, durable operation. Drawers accept optional spring bolt locks.

### Readiness Done Right!

Penco has responded to the storage needs of first responders everywhere! We are proud to offer a special line of lockers designed with the unique demands of armed forces personnel and emergency response professionals in mind.

Patriot Lockers start with heavy gauge, cold rolled steel and are painted using a durable yet attractive powder coat finish.



### At a Glance

- Knocked down or fully welded construction
- Wide variety of interior accessories
- Lockable drawers on ball-bearing glides
- Sizes up to 48" wide.
- Tops, bottoms, sides, shelf and frames are 16 gauge.
- Doors on Gear lockers are 14 gauge.
- Back is 18 gauge.

### Ventilation Options



Diamond Shaped (S)



Standard Louvers (O)



Full Louvers (O)

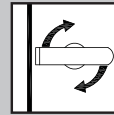


Mini Louvers (O)

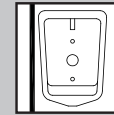


Solid Door (O)

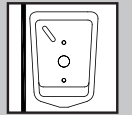
### Door Handle Options



Cremone 3 Point (S)



Classic III Recessed (O)



Defiant II Recessed (O)

### Gear vs. Turnout Models

Each Gear locker is equipped with full height doors and a robust turn handle. Turnout lockers come with open fronts for split-second access to flight or emergency equipment.

S = Standard O = Optional

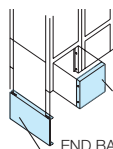
Available in 21 Colors  
See Page 3

# Steel Lockers

## Accessories & Options

### Front and End Bases

are designed to fit between standard Penco 6" legs. They present a clean flush appearance and prevent the accumulation of dust and dirt under the lockers. (Not for use on All-Welded lockers, Angle Iron, ProTough, SmartLocker and Stadium lockers).

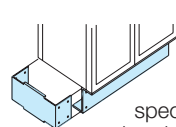


FRONT BASE (snaps in)

END BASE (slips over legs during locker assembly)

### Zee Bases

raise lockers without legs 4" off the floor when there is no concrete or wood base.



They provide a toe space in the front and a concealed flange for floor anchoring at the rear. A special 4" high rear leg can be ordered to simplify installation.



Zee Bases are available only in 72" lengths, and may need to be cut to fit at the time of installation. Splices/End Bases are used at ends of rows, and where the front sections join. (Not for use on All-Welded lockers, Angle Iron, ProTough, Patriot, SmartLocker and Stadium lockers).

### Food Industry Lockers

For ease of cleaning beneath lockers. Leg extensions increase the 6" height to 16".

Order as piece parts or in a kit specially designed for 18" deep lockers. Kits include supports for a hardwood bench (order bench separately). Lockers must have standard 6" legs. (Not for use on All-Welded, Angle Iron, ProTough, SmartLocker and Stadium lockers).



Stadium lockers).

### Extra Locker Shelves

To meet special user requirements, extra locker shelves can be added to lockers. Most lockers have extra holes already punched into side panels for mounting. In some cases shelf mounting holes may need to be drilled.

### Slope Tops

are often used instead of flat tops to prevent the accumulation of dust and debris, and to discourage the use of locker tops as storage areas. They are available in different forms, as explained below.

### Slope Top Kits



are designed to convert stock flat top lockers into slope top lockers in groups of 1 and 3 wide. Each Kit contains top(s), back(s) and ends. Available for quick shipment in 028 Gray and 073 Champagne. (Not for use on Invincible II, All Welded, Angle Iron, ProTough, Patriot, SmartLocker and Stadium).

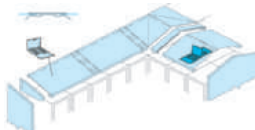
### Unit Slope Tops

cover the width of one locker frame only. Lockers with Unit Slope Tops have sides with mitered top ends with a rise equal to 1/3 of the locker depth, plus longer backs that meet the rear edge of the slope top. Unit slope tops are used in place of the standard flat tops. Order the appropriate locker plus the proper slope top size. (Not for use on Invincible II, All-Welded, Angle Iron, ProTough, Patriot, SmartLocker and Stadium).



### Continuous Slope Hoods

fit on top of flat top lockers. They can be used on new lockers, or on a retrofit basis.



All hoods are furnished in 72" lengths and must be cut to length during installation. Intermediate splices, ends and universal rear supports (2 per hood) complete the installation, and must be ordered separately.


### Vertical Fillers

Penco provides standard fillers to adapt lockers to a wide range of field conditions and provide a professional, finished appearance. They can be used to cover columns, pipes or other obstacles in a row of lockers, or fill the gap between the lockers and a wall. These come in three widths and are designed to be used in conjunction with Wall Angle Slip Joints for a solid fit and smooth finish. The slip joint conceals any raw edges caused by field cutting.



### Locker Room Bench Tops

Selected hardwood with a clear lacquer finish. 9-1/2" deep x 1-1/4" thick in lengths of 36", 48", 60", 72", 84", 96", 108", 120", 132" and 144".



### A. Heavy Duty Bench Pedestal

16-1/4" High  
Pedestal consists of a heavy duty steel tube welded to top and bottom flanges. Hardware for fastening to the bench only is included. Pedestal must be anchored to the floor.

### B. Stainless Steel Free Standing Bench Pedestal - 16-1/4" High

This pedestal has a 14" wide base which allows for moveable free standing use. Holes in the bottom are provided for optional floor anchoring or rubber feet (below). Hardware is supplied for fastening to the bench top.

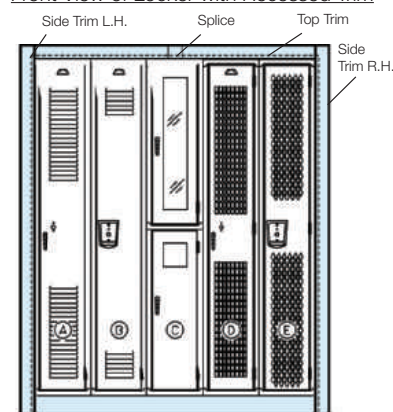
### Non-Skid Pedestal Kit - No. 68420

To prevent marring floors, this item consists of 4 non-marking rubber feet and fastening hardware for the bottom of the stainless steel pedestal (above). Order one kit per pedestal.

### Recess Trim

3" Recess trim bridges the gap between lockers and wall and/or soffits when the lockers are recessed into a wall. Note that side trim comes in 3 types: for use with lockers with no legs, with 6" legs and with Bottom Recess Trim.

Front View of Locker with Recessed Trim



A. Vanguard w/optional full louvers  
B. Vanguard w/ recessed handle  
C. Fire extinguisher / waste bin door  
D. Vanguard w/optional visual perforations  
E. Invincible II

