

GEMINI INCORPORATED

CAST BRONZE & ALUMINUM LETTERS

Cast metal letters are the pinnacle in dimensional lettering; offering greater dimension than Flat-Cut Letters, and establishing a sense of permanency where they are installed. Gemini cast metal letters are individually hand-cast in non-polluting electric furnaces in Decorah, IA and Taylor, TX. Gemini casts prime aluminum and lead-free bronze in virgin sand molds using proprietary casting methods to produce faces and returns with no pits or blemishes. Gemini performs its own anodizing, powdercoating & polishing to ensure your letters within the same order have color consistency and are delivered to you within days.

Cast Letter Styles

AMERICANA BOLD
ARCHITECTURAL
ARIAL BOLD
AVANT EXTRA BOLD
AVANT GARDE MEDIUM
BODONI CONDENSED
CLARENDON FORTUNE BOLD
CLARENDON MEDIUM
CRAW CLARENDON CONDENSED
COPPERPLATE
EUROSTYLE BOLD EXTENDED
FRIZ QUADRATA
FUTURA
FUTURA BOLD
FUTURA CONDENSED
GARAMOND BOLD
Garamond Bold Italic
GARAMOND REGULAR
Gil Sans Bold
Goudy Extra Bold
Helvetica
Helvetica Bold
HELVETICA LIGHT
Helvetica Medium Condensed
Helvetica Medium Italic
HELVETICA BOLD EXT.
KABEL
LOTUS BOLD
MICROGRAMMA EXT.

OPTIMA SEMIBOLD
Optima
PALATINO
PALATINO SEMIBOLD
PROFILE
RIBBON
RIBBON DEEP
RIBBON CONDENSED
ROFFE
ROMAN ROUND
Roman
STANDARD BLOCK
Times Bold Italic
Times Bold
Times New Roman
TRAJAN BOLD
TWENTIETH CENTURY
Univers 67
UNIVERSITY ROMAN BOLD



Custom logos or typestyles available.



Cast Aluminum Finishes



Cast Bronze Finishes



GEMINI INCORPORATED

BRONZE, BRASS & ALUMINUM ARCHITECTURAL PLAQUES

Gemini plaques and markers are an elegant way to signify permanence and distinction. They are lead free and can be manufactured in just **8 days**. Our wide range of customizing options allow you to have your design memorialized in either bronze, brass or aluminum.

Prime Bronze

Alloy 220 Commercial



Satin Finish



Polished Finish

Prime Brass

Alloy C46400



Satin Finish



Polished Finish

Prime Aluminum

Alloy #5052



Satin Finish




Polished Finish

Plaque Edges



No Border



Single Line



Inset Single Line



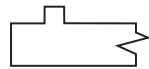

Double Line



Single Line Bevel



Single Line Wide Bevel



Plaque Textures



Stipple



Leatherette



Sand

Common Options



Custom Borders
Others Available



Rosettes - Others
Available



Bas Relief



Light Oxidized



Dark Oxidized



Patina

GEMINI INCORPORATED

STAINLESS STEEL, BRONZE, BRASS & COPPER ETCHED PLAQUES

Etched plaques by Gemini allow you to forever replicate your photograph, line drawing or complex artwork into stainless steel, bronze, brass & copper.

Recessed Copy



Raised Copy



Photo Etch

This method utilizes a halftone dot pattern made from a 50-line screen. The etched recessed areas are filled to contrast with the metal selected.



Etched Material



Stainless Steel Alloy 304 or 316
1/16", 1/8", 3/16" & 1/4"



Commercial Bronze Alloy C22000
1/16", 1/8", 3/16" & 1/4"



Naval Brass Alloy C46400
1/16", 1/8", 3/16" & 1/4"



Copper Alloy C11000
1/16", 1/8", 3/16" & 1/4"

ADA & Wayfinding Plaques

Gemini ADA & Wayfinding signage offers beauty, style and compliance. Available in standard, custom or 4-color designs.



Fabricated Letters & Logos

Gemini fabricated letters begin with premium sheets of 18 or 20 gauge stainless steel alloy 304 or titanium coated stainless steel; laser cut to the requested letter or logo shape and hand soldered using a lead-free silver solder. Choose from painted, natural satin, polished or polished titanium (gold color). Like all Gemini products, fabricated letters have a LIFETIME GUARANTEE.



Satin



Polished



Titanium
Satin



Titanium
Polished



Painted



GEMINI INCORPORATED

LASER & WATERJET CUT METAL LETTERS

Metal offers a natural style and beauty as ancient as our desire to create. At Gemini, our waterjets cut each letter to precision in Aluminum, Bronze, Brass, Copper and Steel. These highly engineered manufacturing systems give you the opportunity to cost effectively add a matching custom rendition of your client's logo or special graphics.

Laser & Waterjet Cut Metal Finishes



Satin Aluminum



Painted



Clear Anodized



Gold Anodized



Polished Aluminum



Nouveau Patina



Polished Clear Anodized



Polished Gold Anodized



Med. Bronze Anodized



Dark Bronze Anodized



Black Anodized



Pol. Med. Bronze Anod.



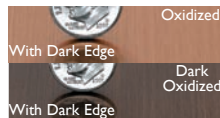
Pol. Dark Bronze Anod.




Polished Black Anodized



Satin Bronze
US 10 Finish



Oxidized
With Dark Edge
Dark Oxidized
With Dark Edge
US 10B Finish



Traditional
Turquoise
Patina Bronze



Polished Bronze
US 9 Finish



Satin Brass
US 4 Finish



Polished Brass
US 3 Finish



Satin Copper




Polished Copper




Stainless Steel
US 32D Finish



Polished Stainless Steel
US 32 Finish



Cor-Ten® & Hot Rolled



Flat Black

Antique

Laser & Waterjet Cut Information

- Sizes from 1/2" - 48"
- In-house anodizing & polishing.
- Thickness range from 1/8" to 1".
- Over 100 standard fonts.
- Your typestyle or logo with an eps file.
- Lead & Mercury free materials.



Mini Metal Letters
1/2" - 1-3/4"