



Porcelain-Mate™

POLYMER-MODIFIED PORTLAND CEMENT THIN SET MORTAR

KEY FEATURES

- For interior or exterior installations
- Exceeds ANSI A118.1 and A118.4
- Excellent working characteristics

DESCRIPTION

Bostik Porcelain-Mate™ is for interior or exterior installations to set all types of ceramic, porcelain, granite, slate, marble, limestone and dimension stone tiles. Use over properly prepared concrete, cement backer board, cured mortar beds, brick, cement block, Bostik Ultra-Set® Advanced, Bostik Black-Top™ and Bostik GoldPlus™.

DIRECTIONS FOR USE

Read and understand data sheet completely before beginning installation. Follow applicable TCNA, NTCA and ANSI installation standards. Refer to www.bostik-us.com for the most recent product information and material safety data sheet prior to installation.

SURFACE PREPARATION

Surface must be clean, dry and smooth; free of voids, projections, loose materials, oil, grease, sealers, curing compounds, waxes and all other surface contaminants that may inhibit proper bond.

NOTE: It is the user's responsibility to determine the condition and suitability of all surfaces before application

MIXING

Using a slow speed mixer (<150 rpm), mix 5 to 6 quarts of clean potable water. Mix to creamy consistency. Allow mixture to stand 15 minutes, and re-mix prior to application. Do not re-temper by adding more water. Mix with Bostik 425™ Multi-Purpose Acrylic Latex Admixture instead of water for exterior applications where freeze-thaw resistance is needed.

APPLICATION


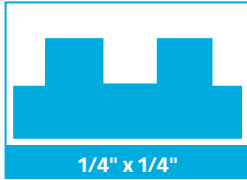


Apply a thin coat of Bostik Porcelain-Mate™ with the flat edge of trowel to achieve a good mechanical bond to the substrate. Comb additional mortar with the appropriate size notched trowel. If any evidence of skinning or setting occurs, re-comb mortar with notched trowel. Apply mortar to an area no greater than can be tiled in 20 to 30 minutes.



TYPICAL PHYSICAL PROPERTIES

Open Time at 70°F	20 minutes
Pot Life at 70°F	2.5 hours
Final Set at 70°F	12 hours
Exceeds ANSI A118.4 and A118.11 requirements	
28 Day Shear Strengths:	
Porcelain Tile	250 psi (ANSI REQ 200)
Glazed Wall Tile	300 psi (ANSI REQ 300)
Quarry Tile	225 psi (ANSI REQ 150)
28 Day Compressive Strength	3200 psi
All numbers represent minimum test results.	

RECOMMENDED TROWELS FOR MAXIMUM PERFORMANCE

Ceramic Mosaics Mounted Ceramics Coverage 85-100 ft ²	4" x 4" and 4" x 8" Ceramic & Pavers Coverage 70-80 ft ²	6" x 6" and 8" x 8" Quarry Tile 12" x 12" Ceramic Tile Coverage 50-60 ft ²	8" x 8" and 12" x 12" Lugged Back & Mexican Paver Tile Coverage 35-40 ft ²
 <p>3/16" x 5/32"</p>	 <p>1/4" x 1/4"</p>	 <p>1/4" x 3/8"</p>	 <p>1/2" x 1/2"</p>

Trowel size is suggested to maximize mortar transfer/coverage. Periodically check coverage during installation. Uneven substrate may require the use of either a leveling/patching material, or larger notched trowel for proper mortar coverage.

Apply using a twisting motion into a fresh bed of mortar to ensure maximum contact and bond. Periodically check back of tile to ensure proper transfer (interior applications – minimum 80% coverage; exterior, wet – minimum 95% coverage). A finished mortar bed thickness of 3/32" minimum is required.

CURING

Keep all foot traffic off the installation until tile is firmly set (approximately 12 hours). Set times are dependent upon temperature, humidity and porosity of substrate.

CLEAN UP

Clean all tools and equipment immediately with soap and water. Do not allow material to dry on surface of tile.

GROUTING

Depending on ambient, slab and material temperatures, grouting can generally begin after 12 hours with most Bostik grouting systems. Allow 48 hours before grouting with Bostik EzPoxy™ or any 100% solids epoxy grout. Allow 24 hours before grouting with Bostik pre-mixed grouts.

LIMITATIONS

- Do not apply over plywood, oriented strand board (OSB), particleboard, Masonite, Luaun or wood substrates.
- Do not use for installing moisture sensitive stones (i.e. green marble) or resin backed stone.
- Deflection must not exceed L/360.
- Natural stone such as marble, limestone and travertine may not tolerate deflection in excess of L/720. Refer to the Marble Institute of America Design Manual for details on specific types of stone.
- Do not apply over Bostik UltraSet® Advanced unless the mortar is mixed with undiluted Bostik 425™ Multi-Purpose Acrylic Latex.
- Do not use where hydrostatic pressure can occur.
- Bostik Porcelain-Mate™ must be mixed with Bostik 425™ Multi-Purpose Admixture in exterior applications where freeze-thaw resistance is needed.

PACKAGING

50 lb. bags, 48 per pallet.

Available in gray and white formulations.

STORAGE/SHELF-LIFE

Store in a clean, dry area not affected by freezing or hot temperatures. Shelf life is one year from date of manufacturing

in unopened bags.

ANGER

CORROSIVE WHEN WET. MAY CAUSE BURNS. IRRITATING TO EYES, SKIN AND RESPIRATORY TRACT. MAY CAUSE CANCER. DO NOT BREATHE DUST. Do not get in eyes, on skin or on clothing. Do not swallow. Handle with care. Use only in a well ventilated area or wear a mask. Wear protective clothing including gloves. Wash thoroughly after handling. Keep container closed. Store in a cool, dry area.

KEEP OUT OF THE REACH OF CHILDREN.

LIMITED WARRANTY

Limited Warranty found at www.bostik-us.com or call 800.726.7845. TO THE MAXIMUM EXTENT ALLOWED BY LAW, BOSTIK DISCLAIMS ALL OTHER EXPRESS OR IMPLIED WARRANTIES, INCLUDING WITHOUT LIMITATION WARRANTIES OF MERCHANTABILITY AND FITNESS FOR A PARTICULAR PURPOSE. UNLESS OTHERWISE STATED IN THE LIMITED WARRANTY, THE SOLE REMEDY FOR BREACH OF WARRANTY IS REPLACEMENT OF THE PRODUCT OR REFUND OF THE BUYER'S PURCHASE PRICE. BOSTIK DISCLAIMS ANY LIABILITY FOR DIRECT, INCIDENTAL, CONSEQUENTIAL, OR SPECIAL DAMAGES TO THE MAXIMUM EXTENT ALLOWED BY LAW. DISCLAIMERS OF IMPLIED WARRANTIES MAY NOT BE APPLICABLE TO CERTAIN CLASSES OF BUYERS AND SOME STATES DO NOT ALLOW THE EXCLUSION OR LIMITATION OF INCIDENTAL OR CONSEQUENTIAL DAMAGES, SO THE ABOVE LIMITATIONS MAY NOT APPLY TO YOU. It is the buyer's obligation to test the suitability of the product for an intended use prior to using it. The Limited Warranty extends only to the original purchaser and is not transferable or assignable. Any claim for a defective product must be filed within 30 days of discovery of a problem, and must be submitted with written proof of purchase.

BOSTIK HOTLINE™

Smart help™
1-800-726-7845

Bostik, Inc.
11320 W. Watertown Plank Road
Wauwatosa, WI 53226
www.bostik-us.com

