



Tile-Mate®

PREMIUM THIN SET MORTAR

KEY FEATURES

- For interior and exterior use on vertical and horizontal surfaces
- Exceeds ANSI A118.1 when mixed with water
- Exceeds ANSI A118.4 and A118.11 when mixed with Bostik 425™ Multi-Purpose Acrylic Admixture

DESCRIPTION

Bostik Tile-Mate® Premium Thin Set Mortar is composed of select, proprietary chemicals, carefully graded aggregates and Portland cement. Bostik Tile-Mate® Premium Thin Set Mortar is pre-blended and ready to use. It provides superior bond strengths, excellent durability and outstanding workability. Bostik Tile-Mate® Premium Thin Set Mortar is for interior or exterior applications to set all types of ceramic, porcelain, granite, slate, marble, limestone, and dimension stone tiles. Use over properly prepared concrete; structurally sound, exterior grade plywood (interior/dry use only); cementitious backer board; Bostik Ultra-Set® Advanced, Bostik Black-Top™ and Bostik GoldPlus™; and existing, well-bonded vinyl composition tile (VCT) or ceramic tile.

DIRECTIONS FOR USE

Read and understand Datasheet completely before beginning installation. Follow applicable ANSI, NTCA, and TCNA installation standards. Refer to www.bostik-us.com for the most recent product information and material safety data sheet prior to installation.

SURFACE PREPARATION

Surface must be clean, dry and smooth; free of voids, projections, loose materials, oil, grease, sealers, curing compounds, waxes and all other surface contaminants that may inhibit proper bond.

NOTE: It is the user's responsibility to determine the condition and suitability of all surfaces before application.

MIXING

Mix 5 to 6 quarts of cool, clean potable water or 5 to 6 quarts of Bostik 425™ Multi-Purpose Acrylic Latex Admixture or 6 to 7 quarts of Bostik 447™ Flex-A-Lastic Admixture to 50 lbs. of Bostik Tile-Mate® Premium Thin Set Mortar. Mix to a creamy consistency. Use a slow speed mixer (<150 rpm). Allow mixture to stand 15 minutes and re-mix. Do not re-temper by adding more liquid.




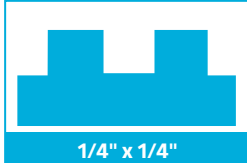


APPLICATION

Apply a thin coat of Bostik Tile-Mate® Premium Thin Set Mortar with the flat edge of the trowel to achieve a good mechanical bond to the substrate. Comb mortar with the appropriate size notched trowel. If any evidence of skinning or setting occurs, re-comb with notched trowel. Apply mortar to an area no greater than can be covered with tiles in 20 to 30 minutes. Apply tile using a twisting motion into a fresh bed of mortar to ensure proper transfer (interior applications – minimum 80% coverage; exterior, wet, or plywood applications; 95% coverage). A finished mortar bed thickness of 3/32" to 1/8" is required.

Application Over Plywood: Bostik 425 Multi-Purpose Acrylic Latex Admixture or 447 Flex-A-Lastic Admixture required. Maximum joint spacing shall be 16" on center. Plywood shall be Underlayment Exterior Grade or C-C Plugged Exterior Grade plywood (or better). If the existing floor is less than 1" thick, glue and nail 15/32" or 1/2" APA Underlayment Exterior Grade or C-C Plugged Exterior Grade plywood to the floor.

Glue and nail using 5D or 6D (1½" or 2") cement coated screw shank nails 6" on center along the panel edges and a maximum of 8" on center each way throughout the panel. Allow 1/8" gap between underlayment sheet edges and all areas that abut walls, drains, posts, etc., these areas shall be filled with mortar when tiles are installed. Clean and rough sand the plywood. Due to the limitations of plywood as a substrate, Bostik Tile-Mate® Premium Thin Set Mortar is not intended for use on plywood in exterior, wet interior, or applications subject to heavy/commercial traffic.

RECOMMENDED TROWELS FOR MAXIMUM PERFORMANCE

Ceramic Mosaics Mounted Ceramics Coverage 85-100 ft ²	4" x 4" and 4" x 8" Ceramic & Pavers Coverage 70-80 ft ²	6" x 6" and 8" x 8" Quarry Tile 12" x 12" Ceramic Tile Coverage 50-60 ft ²	8" x 8" and 12" x 12" Lugged Back & Mexican Paver Tile Coverage 35-40 ft ²
 3/16" x 5/32"	 1/4" x 1/4"	 1/4" x 3/8"	 1/2" x 1/2"

Trowel size is suggested to maximize mortar transfer/coverage. Periodically check coverage during installation. Uneven substrate may require the use of either a leveling/patching material, or larger notched trowel for proper mortar coverage.

Application Over Existing Vinyl/VCT Flooring & Cutback:

(Bostik 425™ Multi-Purpose Acrylic Latex Admixture or Bostik 447™ Flex-A-Lastic Admixture required.) Vinyl must be clean and well-bonded to substrate. Do not install over cushion-backed or perimeter bonded sheet vinyl. Remove any loose pieces of vinyl, VCT flooring, or cutback adhesive residue (dry areas only). Ensure the exposed substrate is suitable for application.

Application Over Existing Ceramic Tile: (Bostik 425™ Multi-Purpose Acrylic Latex Admixture or Bostik 447™ Flex-A-Lastic Admixture required.) Tile must be clean and well-bonded to substrate. Mechanically abrade with Carborundum disk, followed by a clear water wash is recommended. Installation must be thoroughly rinsed and dry before setting the new tile. Some flooring and cutback adhesive may contain asbestos. Follow all Federal, state and local guidelines for proper removal. Refer to the Resilient Floor Covering Institutes "Recommended Work Practices for the Removal of Resilient Floor Coverings."

CURING

Keep all foot traffic off the installation until tile is firmly set (approximately 12 hours). Set times are dependent upon temperature, humidity and porosity of substrate.

CLEAN UP

Clean all tools immediately with soap and water. Do not allow material to dry on surface of tile.

GROUTING

Depending on ambient, slab, and material temperatures, grouting can generally begin after 12 hours with any quality Bostik grouting system. Allow 24 hours before grouting with Bostik pre-mixed grouts.

LIMITATIONS

- Do not use to install moisture sensitive stones (i.e green marble).
- Do not use in installations where deflection exceeds L/240 (1" in 20 ft) when mixed with Bostik 447 Flex-A-Lastic Admixture, or L/360 when mixed with Bostik 425 Multi-Purpose Acrylic Latex Admixture.
- Natural stone such as marble, limestone and travertine may not tolerate deflection in excess of L/720. Refer to the Marble Institute of America Design Manual for details on specific types of stone.
- Do not apply over oriented strand board, particle board, masonite, luaun, or similar unstable substrates.
- Do not use where hydrostatic pressure can occur.
- For marble and limestone, please refer to the Marble Institute of America's deflection recommendations.
- Application over cutback adhesive residue is limited to well bonded, dry areas only.
- Bostik Tile-Mate® Premium Thin Set Mortar must be mixed with Bostik 425™ Multi-Purpose Acrylic Latex Admixture or Bostik 447™ Flex-A-Lastic Admixture for exterior applications subject to freeze thaw, applications over plywood or when installing porcelain tiles.

STORAGE/SHELF LIFE

Store in a clean, dry area not affected by freezing or hot temperatures. Shelf life is one year from date of manufacturing.

PACKAGING

50 lb. bags, 48 per pallet.
Available in gray and white formulations.

DANGER

DANGER: CORROSIVE WHEN WET. MAY CAUSE BURNS. IRRITATING TO EYES, SKIN AND RESPIRATORY TRACT. MAY CAUSE CANCER. DO NOT BREATHE DUST. Do not get in eyes, on skin or on clothing. Do not swallow. Handle with care. Use only in a well ventilated area or wear a mask. Wear protective clothing including gloves. Wash thoroughly after handling. Keep container closed. Store in a cool, dry area.

LIMITED WARRANTY

The Limited Warranty for this product can be found at www.Bostik-US.com/resource-center/warranties or by calling 1-800-726-7845 (choose option 2, then option 2 again). TO THE MAXIMUM EXTENT ALLOWED BY LAW, BOSTIK DISCLAIMS ALL OTHER EXPRESS OR IMPLIED WARRANTIES, INCLUDING WITHOUT LIMITATION WARRANTIES OF MERCHANTABILITY AND FITNESS FOR A PARTICULAR PURPOSE. UNLESS OTHERWISE STATED IN THE LIMITED WARRANTY, THE SOLE REMEDY FOR BREACH OF WARRANTY IS REPLACEMENT OF THE PRODUCT OR REFUND OF THE BUYER'S PURCHASE PRICE. BOSTIK DISCLAIMS ANY LIABILITY FOR DIRECT, INCIDENTAL, CONSEQUENTIAL, OR SPECIAL DAMAGES TO THE MAXIMUM EXTENT ALLOWED BY LAW. DISCLAIMERS OF IMPLIED WARRANTIES MAY NOT BE APPLICABLE TO CERTAIN CLASSES OF BUYERS AND SOME STATES DO NOT ALLOW THE EXCLUSION OR LIMITATION OF INCIDENTAL OR CONSEQUENTIAL DAMAGES, SO THE ABOVE LIMITATIONS MAY NOT APPLY TO YOU. It is the buyer's obligation to test the suitability of the product for an intended use prior to using it. The Limited Warranty extends only to the original purchaser and is not transferable or assignable. Any claim for a defective product must be filed within 30 days of discovery of a problem, and must be submitted with written proof of purchase.

BOSTIK HOTLINE™

Smart help™
1-800-726-7845

Bostik, Inc.
11320 W. Watertown Plank Road
Wauwatosa, WI 53226
A company of TOTAL
www.bostik-us.com



This document supersedes all previously published literature.