



Big Tile & Stone™

POLYMER-MODIFIED MEDIUM BED MORTAR

KEY FEATURES

- For interior or exterior installations
- Medium bed installations
- Used to set all large sized ceramic, porcelain, granite, slate, marble, limestone and dimension stone tiles

DESCRIPTION

Bostik Big Tile & Stone™ is a polymer-modified, medium bed mortar used for interior or exterior installations to set all large sized ceramic, porcelain, granite, slate, marble, limestone, and dimension stone tiles. Bostik Big Tile & Stone™ may also be used for vertical applications. Use over properly prepared concrete; structurally-sound, exterior grade plywood (interior/dry use only); cementitious backer board; Bostik Ultra-Set® Advanced; Bostik Black-Top™; Bostik GoldPlus™; and existing, well-bonded vinyl composition tile (VCT) or ceramic tile. Big Tile & Stone™ may also be used as a leveling bed to compensate for uneven tile and stone thickness; smooth irregular or uneven substrates; or to minimize lippage.

DIRECTIONS FOR USE

Read and understand data sheet completely before beginning installation. Follow applicable NTCA, ANSI and TCNA installation standards. Refer to www.bostik-us.com for the most recent product information and material safety data sheet prior to installation.

SURFACE PREPARATION

Surface must be clean, dry and smooth; free of voids, projections, loose materials, oil, grease, sealers, curing compounds, waxes and all other surface contaminants that may inhibit proper bond.

NOTE: It is the user's responsibility to determine the condition and suitability of all surfaces before application.

MIXING

Using a slow speed mixer (<150 rpm), mix 5 to 6 quarts of clean, potable water to 50 lbs. of Bostik Big Tile & Stone™. Mix to creamy consistency. Allow mixture to stand 15 minutes, and re-mix prior to application. Do not re-temper by adding more water. Mix with water only.

APPLICATION

Apply a thin coat of Bostik Big Tile & Stone™ with the flat edge of trowel to achieve a good mechanical bond to the substrate. Comb additional mortar with the appropriate size notched trowel. If any evidence of skinning or setting occurs, re-comb mortar with notched trowel. Apply mortar to an area no greater than can be tiled in 20 to 30 minutes.



Apply tile using a twisting motion into a fresh bed of mortar to ensure maximum contact and bond. Periodically check back of tile to ensure proper transfer (interior applications—minimum 80% coverage; exterior, wet, or plywood applications—minimum 95% coverage). A finished mortar bed thickness of 1/8" to 3/4" is required.

TYPICAL PHYSICAL PROPERTIES

Open Time at 70°F	>70 minutes
Adjustment Time:	40 minutes
Pot Life at 70°F	1-2 hours
Initial Set at 70°F	8-10 hours
Final Set at 70°F	10-15 hours


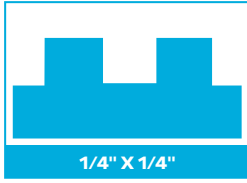


Exceeds ANSI A118.4 and A118.11 requirements

28 Day Shear Strengths:

Porcelain Tile	375 psi (ANSI REQ 200)
Glazed Wall Tile	557 psi (ANSI REQ 300)
Quarry Tile	300 psi
Quarry to Wood*	250 psi (ANSI REQ 150)
28 Day Compressive Strength	3400 psi

* Wood failure (wood typically fails between 250 to 300 psi)
All numbers represent minimum test results.

RECOMMENDED TROWELS FOR MAXIMUM PERFORMANCE

Ceramic Mosaics Mounted Ceramics Coverage 85-100 ft ²	4" x 4" and 4" x 8" Ceramic & Pavers Coverage 70-80 ft ²	6" x 6" and 8" x 8" Quarry Tile 12" x 12" Ceramic Tile Coverage 50-60 ft ²	8" x 8" and 12" x 12" or larger Lugged Back & Mexican Paver Tile Coverage 35-40 ft ²
 3/16" X 5/32"	 1/4" X 1/4"	 1/4" X 3/8"	 1/2" X 1/2"

Trowel size is suggested to maximize mortar transfer/coverage. Periodically check coverage during installation. Uneven substrate may require the use of either a leveling/patching material, or larger notched trowel for proper mortar coverage.

Application Over Plywood: Maximum joist spacing shall be 16" on center. Plywood shall be Underlayment Exterior Grade or C-C Plugged Exterior Grade plywood (or better). If the existing floor is less than 1" thick, glue and nail 15/32" or 1/2" APA Underlayment Exterior Grade or C-C Plugged Exterior Grade plywood to the floor. Glue and nail using 5D or 6D (1 1/2" or 2") cement coated screw shank nails 6" on center along the panel edges and a maximum of 8" on center each way throughout the panel. Allow 1/8" gap between underlayment sheet edges and all areas that abut walls, drains, posts, etc., these areas shall be filled with mortar when tiles are installed. Clean and rough sand the plywood. Due to the limitations of plywood as a substrate, Bostik Big Tile & Stone™ is not intended for use on plywood in exterior, wet interior, or applications subject to heavy/commercial traffic.

Application Over Existing/VCT Flooring: Vinyl must be clean and well-bonded to substrate. Do not install over cushion-backed or perimeter bonded sheet vinyl. Remove any loose pieces of vinyl or flooring. Ensure the exposed substrate is suitable for application. Some flooring and cutback adhesive may contain asbestos. Follow all Federal, state and local guidelines for proper removal. Refer to the Resilient Floor Covering Institutes "Recommended Work Practices for the Removal of Resilient Floor Coverings."

Application Over Existing Ceramic Tile: Tile must be clean and well-bonded to substrate. Mechanical abrasion with Carborundum disk, followed by a clear water wash is recommended. Installation must be thoroughly rinsed and dry before setting the new tile.

CURING

Keep all foot traffic off the installation until tile is firmly set (approximately 12 hours). Set times are dependent upon temperature, humidity and porosity of substrate.

CLEAN UP

Clean all tools and equipment immediately with soap and water. Do not allow material to dry on surface of tile.

GROUTING

Depending on ambient, slab, and material temperatures, grouting can generally begin after 12 hours with most Bostik grouting system. Allow 48 hours before grouting with Bostik EzPoxy™ or any 100% solids epoxy grout. Allow 24 hours before grouting with Bostik pre-mixed grouts.

LIMITATIONS

- Do not mix with Bostik 447™ Flex-A-Lastic Admixture or Bostik 425™ Multi-Purpose Acrylic Latex Admixture.
- Do not use for installing moisture sensitive stones (e.g., green marble).
- Do not use in installations where deflection exceeds L/360 (1" in 30 feet).
- Do not apply over oriented strand board, particle board, masonite, luaun, or similar unstable substrates.
- Do not use where hydrostatic pressure can occur.
- Due to the limitations of plywood as a substrate, Bostik Big Tile & Stone™ is not intended for use on plywood in exterior, wet interior, or applications subject to heavy/commercial traffic.
- Application over cutback adhesive residue is limited to well bonded, dry areas only.

- For marble and limestone, refer to Marble Institute of America's deflection requirements.

STORAGE AND SELF LIFE

Store in a clean, dry area not affected by freezing or hot temperatures. Shelf life is one year from date of manufacturing in unopened bags.

PACKAGING

50 lb. bags, 48 per pallet. Available in gray and white formulations.

DANGER

CORROSIVE WHEN WET. MAY CAUSE BURNS. IRRITATING TO EYES, SKIN AND RESPIRATORY TRACT. MAY CAUSE CANCER. DO NOT BREATHE DUST. Do not get in eyes, on skin or on clothing. Do not swallow. Handle with care. Use only in a well ventilated area or wear a mask. Wear protective clothing including gloves. Wash thoroughly after handling. Keep container closed. Store in a cool, dry area.

LIMITED WARRANTY

Limited Warranty found at www.bostik-us.com or call 800.726.7845. TO THE MAXIMUM EXTENT ALLOWED BY LAW, BOSTIK DISCLAIMS ALL OTHER EXPRESS OR IMPLIED WARRANTIES, INCLUDING WITHOUT LIMITATION WARRANTIES OF MERCHANTABILITY AND FITNESS FOR A PARTICULAR PURPOSE. UNLESS OTHERWISE STATED IN THE LIMITED WARRANTY, THE SOLE REMEDY FOR BREACH OF WARRANTY IS REPLACEMENT OF THE PRODUCT OR REFUND OF THE BUYER'S PURCHASE PRICE. BOSTIK DISCLAIMS ANY LIABILITY FOR DIRECT, INCIDENTAL, CONSEQUENTIAL, OR SPECIAL DAMAGES TO THE MAXIMUM EXTENT ALLOWED BY LAW. DISCLAIMERS OF IMPLIED WARRANTIES MAY NOT BE APPLICABLE TO CERTAIN CLASSES OF BUYERS AND SOME STATES DO NOT ALLOW THE EXCLUSION OR LIMITATION OF INCIDENTAL OR CONSEQUENTIAL DAMAGES, SO THE ABOVE LIMITATIONS MAY NOT APPLY TO YOU. It is the buyer's obligation to test the suitability of the product for an intended use prior to using it. The Limited Warranty extends only to the original purchaser and is not transferable or assignable. Any claim for a defective product must be filed within 30 days of discovery of a problem, and must be submitted with written proof of purchase.

BOSTIK HOTLINE™

Smart help™
1-800-726-7845

Bostik, Inc.

11320 W. Watertown Plank Road
Wauwatosa, WI 53226
www.bostik-us.com



This document supersedes all previously published literature.