



# Big Tile & Stone™

## Latex-Modified Medium Bed Mortar

### For Interior or Exterior Installations

**Exceeds ANSI A118.4 and A118.11**

**Used to Set All Large Sized Ceramic, Porcelain, Granite, Slate, Marble, Limestone and Dimension Stone Tiles**

### Description

Big Tile & Stone™ is a latex-modified, medium bed mortar used for interior or exterior installations to set all large sized ceramic, porcelain, granite, slate, marble, limestone, and dimension stone tiles. Use over properly prepared concrete; structurally-sound, exterior grade plywood (interior/dry use only); cementitious backer board; Bostik® Ultra-Set® Advanced; Bostik® Black-Top™; Bostik® GoldPlus™; and existing, well-bonded vinyl/VCT or ceramic tile. Big Tile & Stone may also be used as a leveling bed to compensate for uneven tile and stone thickness; smooth irregular or uneven substrates; or to minimize lippage.

### Directions For Use

Read and understand data sheet completely before beginning installation. Follow applicable NTCA, ANSI and TCNA installation standards.

### Surface Preparation

Surface must be clean, dry and smooth; free of voids, projections, loose materials, oil, grease, sealers, curing compounds, waxes and all other surface contaminants that may inhibit proper bond.

### Mixing

Using a slow speed mixer (<150 rpm), mix 5 to 6 quarts of clean, potable water to 50 pounds of Big Tile & Stone. Mix to creamy consistency. Allow mixture to stand 15 minutes, and remix prior to application. Do not re-temper by adding more water. Mix with water only.

### Application

Apply a thin coat of Big Tile & Stone with the flat edge of trowel to achieve a good mechanical bond to the substrate. Comb additional mortar with the appropriate size notched trowel. If any evidence of skinning or setting occurs, re-comb mortar with notched trowel. Apply mortar to an area no greater than can be tiled in 20 to 30 minutes.

Apply tile using a twisting motion into a fresh bed of mortar to ensure maximum contact and bond. Periodically check back of tile to ensure proper transfer (interior applications—minimum 80% coverage; exterior, wet, or plywood applications—minimum 95% coverage). A finished mortar bed thickness of 1/8" to 3/4" is required.



**BLOCKADE®**  
Antimicrobial  
Protection

**Bostik**  
Green Products  
Initiative

## Typical Physical Properties

Open Time at 70°F	>70 minutes
Adjustability Time:	40 minutes
Pot Life at 70°F	1-2 hours
Initial Set at 70°F	8-10 hours
Final Set at 70°F	10-15 hours
Exceeds ANSI A118.4 and A118.11 requirements	
<b>Shear Strength, 28 Days</b>	
Porcelain Tile	375 psi (ANSI REQ 200)
Glazed Wall Tile	557 psi (ANSI REQ 300)
Quarry Tile	300 psi
Quarry to Wood*	250 psi (ANSI REQ 150)
28 Day Compressive Strength	3400 psi
All numbers represent minimum test results. *Wood failure (wood typically fails between 250 to 300 psi)	

**Application Over Plywood:** Depending on humidity and temperature, begin initial cleaning after grout becomes firm, usually 30 to 40 minutes.

Using a slightly dampened sponge, clean tile by working in a diagonal motion to the grout joints. Rinse sponge frequently using two pails of water, one for rinsing out the heavy residue and the other for rinsing the sponge out with clean water. Avoid cleaning with excessive water as it will cause shade variations or efflorescence.

**Application Over Existing/VCT Flooring:** Vinyl must be clean and well-bonded to substrate.

Do not install over cushion-backed or perimeter bonded sheet vinyl. Remove any loose pieces of vinyl or flooring. Ensure the exposed substrate is suitable for application.

## Curing

Keep all foot traffic off the installation until tile is firmly set (approximately 12 hours). Set times are dependent upon temperature and humidity.

## Clean Up

Clean all tools and equipment with soap and water. Do not allow material to dry on surface of tile.

## Grouting

Depending on ambient, slab, and material temperatures, grouting can generally begin after 12 hours with any quality Bostik grouting system. Allow 48 hours before grouting with Bostik EzPoxy™ or any 100% solids epoxy grout. Allow 24 hours before grouting with Bostik TruColor™ or Dimension Pre-Mixed Grout or any urethane-based grout.

## Limitations

- Do not mix with Bostik 447 Flex-A-Lastic Admixture™ or 425 Multi-Purpose Acrylic Latex Admixture™.
- Do not use for installing moisture sensitive stones (e.g., green marble).
- Do not use in installations where deflection exceeds L/360 (1" in 30 feet).
- Do not apply over oriented strand board, particle board, masonite, luaun, or similar unstable substrates.
- Do not use where hydrostatic pressure can occur.
- Due to the limitations of plywood as a substrate, Big Tile & Stone is not intended for use on plywood in exterior, wet interior, or applications subject to heavy/commercial traffic.

- Application over cutback adhesive residue is limited to well bonded, dry areas only.
- For marble and limestone, refer to Marble Institute of America's deflection requirements.

## Packaging

50 lb. bags, in gray or white formulations.

**WARNING:** This product contains a chemical(s) known to the State of California to cause cancer, or birth defects, or other reproductive harm.

SEE MATERIAL SAFETY DATA SHEET.  
KEEP OUT OF THE REACH OF CHILDREN.

## Limited Warranty

The Limited Warranty for this product can be found at [www.Bostik-US.com/resource-center/warranties](http://www.Bostik-US.com/resource-center/warranties) or by calling 1-800-726-7845 (choose option 2, then option 2 again). TO THE MAXIMUM EXTENT ALLOWED BY LAW, BOSTIK DISCLAIMS ALL OTHER EXPRESS OR IMPLIED WARRANTIES, INCLUDING WITHOUT LIMITATION WARRANTIES OF MERCHANTABILITY AND FITNESS FOR A PARTICULAR PURPOSE. UNLESS OTHERWISE STATED IN THE LIMITED WARRANTY, THE SOLE REMEDY FOR BREACH OF WARRANTY IS REPLACEMENT OF THE PRODUCT OR REFUND OF THE BUYER'S PURCHASE PRICE. BOSTIK DISCLAIMS ANY LIABILITY FOR DIRECT, INCIDENTAL, CONSEQUENTIAL, OR SPECIAL DAMAGES TO THE MAXIMUM EXTENT ALLOWED BY LAW. DISCLAIMERS OF IMPLIED WARRANTIES MAY NOT BE APPLICABLE TO CERTAIN CLASSES OF BUYERS AND SOME STATES DO NOT ALLOW THE EXCLUSION OR LIMITATION OF INCIDENTAL OR CONSEQUENTIAL DAMAGES, SO THE ABOVE LIMITATIONS MAY NOT APPLY TO YOU. It is the buyer's obligation to test the suitability of the product for an intended use prior to using it. The Limited Warranty extends only to the original purchaser and is not transferable or assignable. Any claim for a defective product must be filed within 30 days of discovery of a problem, and must be submitted with written proof of purchase.

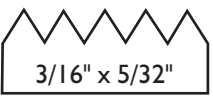
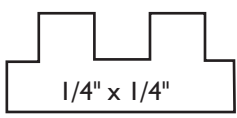
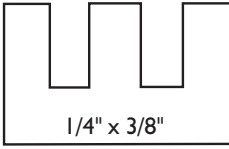
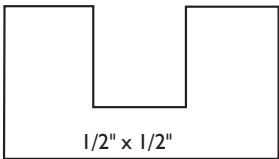
### Bostik, Inc.

11320 W. Watertown Plank Road  
Wauwatosa, WI 53226  
1-800-726-7845  
[www.bostik-us.com](http://www.bostik-us.com)

This document supersedes all previously published literature.

T15 03-07-13

## Recommended Trowels For Maximum Performance

Ceramic Mosaics Mounted Ceramics Coverage 85-100 ft <sup>2</sup>	4" x 4" and 4" x 8" Ceramic & Pavers Coverage 70-80 ft <sup>2</sup>	6" x 6" and 8" x 8" Quarry Tile 12" x 12" Ceramic Tile Coverage 50-60 ft <sup>2</sup>	8" x 8" and 12" x 12" Lugged back & Mexican Paver Tile Coverage 30-35 ft <sup>2</sup>
 3/16" x 5/32"	 1/4" x 1/4"	 1/4" x 3/8"	 1/2" x 1/2"

Trowel size is suggested to maximize transfer/coverage of mortar. Periodically check coverage during installation. Uneven substrate may require the use of either a leveling/patching material, or larger notched trowel for proper coverage of mortar.