


**FINISHES:**

The GT 1175 Series is available in 2 standard anodized finishes, clear aluminum or dark bronze. NABCO can provide a custom color match in wet paint or powder coat paint. Custom anodized colors are available to meet your specifications. The GT 1175 can also be clad in stainless or bronze with your choice of finishes.



Dark Bronze



Clear Aluminum



Bone White (Option in stock)

NABCO Entrances offers engraved muntin bars and etched glass allowing you to customize your doors and put your logo or message in your customers field of vision.



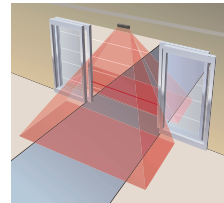
Engraved Muntin Bar



Etched Glass

**STANDARD SENSOR CONFIGURATION:**

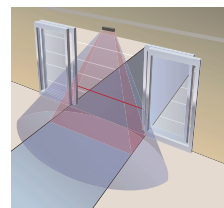
**ACUSENSOR 1B** : The GT 1175 Series comes with 2 header-mounted Acusensor 1B units and one holding beam for efficient, safe and reliable door operation. Acusensor 1B provides a grid-like rectangular detection pattern that allows you to choose multiple width and depth coverage for detection patterns more closely suited to your specific application. Acusensor 1B continually operates at full power. This means full-time detection, even during opening and closing cycles.



Acusensor 1B infrared detection pattern

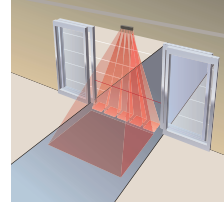
**OPTIONAL SENSORS:**

**ACUMOTION A** combines two technologies for more effective pedestrian detection. NABCO's state-of-the-art Microwave Motion technology provides a wider activation zone for moving objects. Infrared Sensors detect both moving and stationary objects within the threshold area. Together they provide the deepest detection area available in a single presence sensing unit.



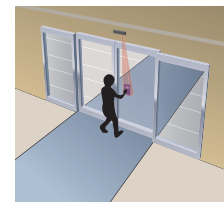
Acumotion A detection pattern

**ACUVISION** Learning Sensor System provides enhanced presence sensing coverage to include the entire threshold area and moving path of the door. This unique ability to memorize the slide or swing path of the door allows for extended coverage which exceeds industry standards.



Acuvision detection pattern

**ACUWAVE SENSOR** The Acuwave "Touchless" sensor responds to a voluntary hand motion within the detection area. It is the ideal solution for heavy pedestrian-cross traffic areas such as sidewalks or hallways and for "hands-free" environments like restrooms, healthcare facilities and clean rooms. The Acuwave will help prevent unnecessary door opening cycles, keeping conditioned air inside your facility and saving energy.



Acuwave detection pattern

**NABCO SERVICE**

Our friendly, qualified technicians service swing, slide, and folding doors, and sensors for all major brands of entrances. NABCO also offers turnkey programs that meet all ANSI standards to replace entire entrance systems from tear-out to finish. Email – [customerservice@nabcoentrances.com](mailto:customerservice@nabcoentrances.com)

**TECHNICAL SPECIFICATIONS:**

Complete 3-part specs are available at [www.nabcoentrances.com](http://www.nabcoentrances.com)

**MANUFACTURER**  
NABCO ENTRANCES INC.  
P.O. Box 906  
Muskego, WI 53150  
Phone 877-622-2694 Fax 888-679-3319

[www.nabcoentrances.com](http://www.nabcoentrances.com)  
email [info@nabcoentrances.com](mailto:info@nabcoentrances.com)

**GT 1175**  
Whisper Slider Series, Fully-Automatic Sliding Door Systems

The GT 1175 Whisper Slider Series sets the standard for smooth operation and quiet "Whisper-like" performance. Designed for challenging conditions, wind, rain, snow and now even hurricanes, are no match for the rugged GT 1175 Whisper Slider Series. Microprocessor control provides reliable door operation, important usage counts, and diagnostic features for quick trouble-shooting and reduced maintenance costs. These fully-automated entrance systems include doors, jambs, operators and sensors, all manufactured by NABCO Entrances for seamless integration and easy maintenance.



GT 1175 bi-part slide door — Hotel Lobby

**PRODUCT FEATURES**

- Motorized belt-drive for **silent operation**
- Exclusive NABCO "U" Series Microprocessor provides **increased efficiency and dependable service**
- Three rocker switches and an optional keyed switch system offer **easy door control**
- Integral flush glaze framing systems provide a more attractive appearance and a larger clear viewing area
- Large urethane door rollers for **smooth and long lasting operation**
- Superior double mohair thermal brush on center style of doors provides **continuous moisture break**
- Adjustable thermal brush system on the bottom of the door adds **extra life**
- Extra duty anodized roller track for **long lasting durability**
- 2 header-mounted NABCO Acusensor 1B units are standard and provide more efficient, safer reliable door operation
- One holding beam (standard) provides redundant threshold safety
- Designed to be seamlessly integrated with existing or new access control systems
- CAD drawings and 3-part specs are available on the website [www.nabcoentrances.com](http://www.nabcoentrances.com)
- GyroTech has the largest independently owned auto door distributor network in North America to provide exceptional customer support

*Our Mission is to provide our customers with the highest quality, lowest cost of ownership automatic slide door in the industry.*

**Distributed By:**

**APPROVALS:**  
*Meets ANSI Standard 156.10 for power-operated pedestrian doors. UL, CSA and CSFM approved.*

# GT 1175 Whisper Slider Series, Fully-Automatic Sliding Door Systems



GT 1175 single slide door with medium stiles and 10" bottom rails



GT 1175 bi-part slider



HD GT 1175 heavy-duty slide door restaurant supply store



HD GT 1175 hurricane-rated bi-part slide door in Florida high rise condo



GT 1175 bi-part doors at a grocery store

## GT 1175 Whisper Slider

This ultra-quiet, high-performance entrance system has one of the lowest lifetime cost of ownership of any automatic door system on the market today! It is the ideal solution for almost all standard slide door applications. The Whisper Slider has recently been tested and approved for Class 1 Vertical Laminar Flow **Clean Rooms** making it suitable for critical applications, like computer centers and laboratories. Available with fixed sidelights, full breakout and pocketed construction (with or without transoms) it will accommodate virtually any door opening.

## GT 1175 Telescopic Whisper Slider

GT 1175 Telescopic Whisper Slider Entrance System is the perfect solution for limited spaces. This system combines space-saving versatility with the elegant look of a large clear door opening. With a 54% door opening to frame width, it provides an **unprecedented 25% more door opening** than a standard bi-part slider! Because it has a faster opening and closing cycle, it can **reduce heat loss by up to 50%** when used to upgrade a swing door. Its durable, heavy-duty design is made to withstand demanding traffic conditions and the worst weather. Full breakout and fixed sidelites are standard with options available for unique applications. Available in three-panel single slide or six panel bi-parting configurations.

## GT 1175 All Glass Whisper Slider

This elegant slide door system completely eliminates vertical framing resulting in a sleek contemporary look. **The new low profile bottom rail allows a larger unobstructed view** that is perfect for showcasing an attractive lobby or well-manicured grounds. As part of the Whisper Slider series, the elegant All Glass Slider has the same silent motorized belt drive and large urethane door rollers for quiet, smooth operation plus an anodized roller track for long lasting durability. Fixed sidelights are standard.



## HD GT 1175 Heavy-Duty Whisper Slider

This extra tough version of the standard Whisper Slider has been engineered to support even the heaviest doors under high traffic conditions. A heavy-duty motor/gearbox and medium stile door panels add extra strength. The HD GT 1175 can withstand even the **toughest** environments such as **warehouses and coolers**. This versatile system offers many options to accommodate your needs: extra wide openings for fork lifts and motorized carts, kick plates and leading edge guards to protect your doors from workplace damage, and FRP-type doors for **clean room** applications. The HD GT 1175 is suitable for single and bi-parting door configurations.


## GT 1175 Hurricane High Impact Whisper Slider

In response to customers' special requirements, the GT 1175 Whisper Slider has been engineered to comply with the Miami-Dade County Hurricane High Impact Building Code. An optional AHCA (Agency for Health Care Administration) approved latch lever on fixed sidelight units provides egress with one hand motion. The GT 1175 Hurricane Slider has been tested Large Missile Impact Resistant and Cyclic Wind Pressure Resistant. The GT 1175 Hurricane has all standard Whisper Slider features in a high impact door.

## GT 1175 Slider Operator



GT 1175 single telescopic slide door at healthcare facility



GT 1175 "All Glass" bi-part slide door in condo lobby